

1238. Reaction of Acetylenic Hydrocarbons with Trialkylboranes

By A. J. HUBERT

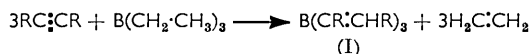
Acetylenes react irreversibly with trialkylboranes to give trialkenylboranes, with liberation of olefin from the trialkylborane. Each acetylenic bond becomes linked to only one boron atom. Hydrolysis of the trialkenylborane gives a *cis*-olefin, and oxidation gives a ketone. As a stereospecific partial-reduction method this reaction offers advantages over Lindlar reduction and trisiamylborane reduction, especially of conjugated diacetylenes. The liberation of olefin from primary alkyl boranes occurs without migration, to give exclusively terminal olefins.

It is well known¹⁻³ that olefins undergo an exchange or displacement reaction with trialkylboranes whose alkyl groups have more than one carbon atom and carry at least one β -hydrogen atom, for example:



The reaction is reversible and slow, and in order to get complete conversion the liberated olefin has to be removed, for example by distillation, if it is more volatile than the original olefin. Actually, this reversibility is the basis for the use of trialkylboranes as olefin-isomerisation catalysts.

The behaviour of the acetylenic bond on treatment with trialkylboranes does not seem to have been studied before. In fact, a smooth reaction takes place, and an irreversible transfer of boron to the acetylenic bond with liberation of olefin was observed, as in the following example:



Each acetylenic bond becomes linked to only one boron atom, and the obtained trialkenylboranes (I) undergo the known reactions^{1,2} of hydrolysis with acetic acid to give *cis* double bonds (the overall result being a stereospecific partial reduction of acetylenic bonds), and oxidation with alkaline hydrogen peroxide to give ketones.

The formation of alkenylborane is very rapid and can be used to regenerate pure terminal olefins. Thus, mixtures of isomeric olefins, obtained for instance by dehydration of an alcohol, give, after treatment with tri-isobutylborane or diborane, under isomerising conditions, only the most stable primary boranes, which can then be treated with a higher-boiling acetylene; the liberated olefin will have exclusively terminal (vinyl) double bonds. The method is particularly attractive in a combined process, because an acetylenic compound can be chosen which it is anyway desired to reduce or to convert into a ketone. Compared with the alternative method of exchange with a high-boiling olefin,¹⁻³ the reaction with an acetylene is very rapid. An alternative method is the oxidation of the final primary borane to an alcohol with subsequent dehydration, which is less simple and leads to extensive double-bond migration back into the chain.

Reaction Conditions for Trialkenylborane Formation.—Usually a temperature of 160—200° is necessary to achieve a fast and complete reaction between the trialkylborane and the acetylenic compound. The simplest trialkylborane having β -hydrogen, triethylborane, is not interesting on a laboratory scale because of its low boiling point, requiring the use of an autoclave, and because of its inflammability in air. The readily available tri-isobutylborane is very suitable for the reaction. It is most conveniently used in excess, generally three-fold, that is, one mole per acetylenic bond, so as to serve also as the solvent and to increase speed and completeness of the reaction. After the evolution of isobutene has

¹ H. C. Brown, *Tetrahedron*, 1961, **12**, 117.

² H. C. Brown, "Hydroboration," Benjamin Inc., New York, 1962.


³ R. Köster, *Annalen*, 1958, **618**, 31.

stopped, which usually takes about five minutes, the excess of tri-isobutylborane is recovered by distillation. The reaction can also be carried out in high-boiling inert solvents, such as diglyme, but without improvement of the yield.

The relatively high temperature required is a limitation; sensitive substances polymerise to some extent. The yield when conjugated diynes are used can be somewhat increased by the addition of quinol as a trapping agent for free radicals. Addition of Lewis acids (such as titanium tetrachloride) did not lower the required reaction temperature. Tricyclohexylborane was also tried in the hope that the less stable secondary carbon-boron ^{1,2} bond would permit the reaction to proceed at a lower temperature, but no difference was observed.

The kind of acetylenic compounds which undergo this reaction smoothly and in good yields seems to be practically limited to disubstituted acetylenes and diacetylenes. Mono-substituted acetylenes give after hydrolysis only a small quantity of vinyl hydrocarbons besides polymeric substances. Compounds having systems of three or more conjugated triple bonds give only polymerisation products.

The overall reaction can be considered formally as a displacement reaction or an "exchange of unsaturation;" the acetylenic bond loses half its unsaturation which goes to the alkyl group in the borane. From a mechanistic point of view the selectivity may be due to the low concentration of reactive >BH groups furnished by the equilibrium



which prevents the triple bond from adding a second time, as this would be a more difficult step requiring a higher concentration of >BH groups.

Scope of the Stereospecific Partial Reduction Method.—Acetic acid hydrolysis of the trialkenylboranes can of course give *cis*-olefins only when the original triple bond is disubstituted. The yields for simple acetylenes (Table I) are about 80—90% of very pure

TABLE I
Reduction of acetylenic hydrocarbons with tri-isobutylborane

Acetylenic compound	Isobutene evolved (% of theory)	Product	M. p.	Yield (%)
Dec-5-yne	91	<i>cis</i> -Dec-5-ene	liq.	88
Cyclotetradeca-1,8-diyne	100	<i>cis,cis</i> -Diene (+ impure crop)	43—45° (30—40°)	67 (+28)
Diphenylacetylene	100	<i>cis</i> -Stilbene	liq.	80
Hexa-2,4-diyne	—	<i>cis,cis</i> -Diene	liq.	~50 (Cf. Exp. sect.)
Dodeca-5,7-diyne	99	"	liq.	42
Hexadeca-7,9-diyne	91	"	liq.	64—75 *
2,2,7,7-Tetramethylocta-3,5-diyne	—	Mixture of unsat. hydrocarbons	liq.	—
Dicyclohexylbuta-1,3-diyne	120	<i>cis,cis</i> -Diene	liq.	50
Diphenylbuta-1,3-diyne	75	"	63°	36
1,14-Diphenyltetradeca-6,8-diyne	92	"	liq.	13
Cyclo-octadeca-1,3,10,12-tetra-yne	100	all- <i>cis</i> -Tetraene	117°	33

* No quinol: 64%. With 1,5,10, and 20% of quinol present the yields were 58, 71, 74, and 75%, respectively.

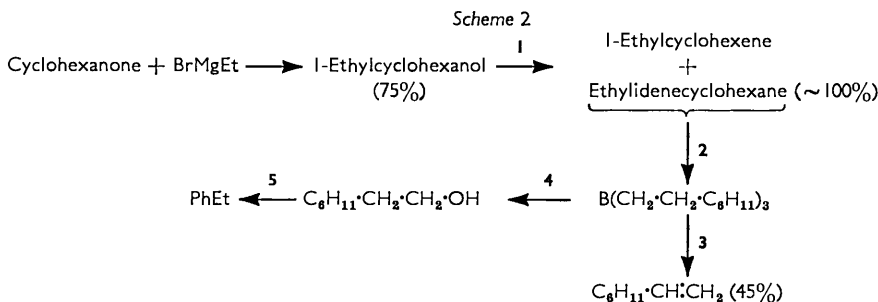
cis-olefins, which compares very favourably with other methods such as Lindlar hydrogenation⁴ (on poisoned Pd catalyst), reduction with diborane or disiamylborane,^{1,2} and reduction with di-isobutylaluminium hydride.⁵ The main advantage of the trialkylborane method is that control of the reaction is so easy; no over-reduction takes place, yet there is no starting material present.

The yields for compounds containing one conjugated diyne system are lower, but also quite satisfactory (Table I); when there are two such systems present of course a further lowering is observed. Compared with other methods, the trialkylborane reduction of

⁴ H. Lindlar, *Helv. chim. Acta*, 1952, **35**, 446.

⁵ G. Wilke and H. Müller, *Chem. Ber.*, 1956, **89**, 444.

An even more striking difference is observed in the analogous synthesis of vinylcyclohexane (Scheme 2), where dehydration of 2-cyclohexylethanol over alumina gave simultaneous dehydrogenation to ethylbenzene.



Reagents: 1, Al_2O_3 , 300° ; 2, BBu_3 , 200° ; 3, cyclotetradeca-1,8-diyne, 160° ; 4, H_2O_2 -NaOH; 5, Al_2O_3 , 350° .

EXPERIMENTAL

Preparation of Acetylenic Compounds.—Cyclotetradeca-1,8-diyne and cyclo-octadeca-1,3,10,12-tetrayne were prepared as previously described.⁶ Dec-5-yne was prepared in a reaction between disodium acetylide (1 mole) and 1-bromobutane (2 moles) in liquid ammonia (1 l.).⁷ Hexa-1,4-diyne, dodeca-5,7-diyne, and hexadeca-7,9-diyne were prepared⁸ in a reaction of disodium diacetylide (1 mole) in liquid ammonia (2 l.) with 2 moles of methyl bromide, 1-bromobutane, and 1-bromohexane, respectively. 2,2,7,7-Tetramethylocta-3,5-diyne was prepared by oxidative coupling⁹ of *t*-butylacetylene. Diphenylbuta-1,3-diyne was prepared by oxidative coupling⁹ of phenylacetylene. 1,14-Diphenyltetradeca-6,8-diyne was prepared from 7-phenylhept-1-ene, whose synthesis is described below. This terminal olefin was treated with bromine in carbon tetrachloride to give the 1,2-dibromide (77%) which was then converted with sodamide into 7-phenylhept-1-yne (25%); it shows an acetylenic CH infrared band at 3.05μ . Oxidative coupling of this acetylene in acetone⁹ gave the diyne in 78% yield; the band at 3.05μ is now absent. Dicyclohexylbuta-1,3-diyne was prepared from vinylcyclohexane, whose synthesis is described below. Treatment with bromine in carbon tetrachloride, then sodamide, gave cyclohexylacetylene¹⁰ (30%). Oxidative coupling in acetone⁹ gave the diyne (m. p. 102°) in 30% yield.

Preparation of Trialkylboranes.—Tri-isobutylborane was prepared³ from tri-isobutylaluminum and boron trifluoride etherate. Tricyclohexylborane was prepared³ by exchange between tri-isobutylborane and cyclohexene.

Reduction of Acetylenic Hydrocarbons with Trialkylboranes.—(a) *Cyclotetradeca-1,8-diyne.* The diyne (15 g., 0.08 mole) was dissolved in tri-isobutylborane (20 g., 0.11 mole) and heated under nitrogen on an oil-bath. Evolution of isobutene started slowly at 150° , became vigorous at 170° , then stopped sharply after 5 min. By weighing before and after the reaction it was verified that exactly 1 mole of isobutene had escaped. The excess of tri-isobutylborane was recovered by distillation at 0.01 mm. Acetic acid (20 ml.) was then added to the residue, and the mixture heated on a water-bath for 5 min. After addition of water the *cis,cis*-cyclotetradeca-1,8-diene⁶ was extracted with hexane. Recrystallisation gave 10.0 g., m. p. $43\text{--}45^\circ$, and a second crop of 4.3 g., m. p. $30\text{--}40^\circ$.

When the same diyne was heated with tricyclohexylborane at $100^\circ/14$ mm. no weight loss was observed. At normal pressure distillation of cyclohexene took place at $160\text{--}180^\circ$.

(b) *Dec-5-yne.* This acetylene (10 g., 0.068 mole) was treated as above with tri-isobutylborane (12 g., 0.066 mole) at 170° . Of the expected quantity of isobutane 91% was evolved. In this case it was not easy to separate the excess of tri-isobutylborane by distillation. The whole mixture was therefore hydrolysed with acetic acid, the hydrocarbon extracted, and the last traces of boranes were destroyed with alkaline hydrogen peroxide. Extraction with hexane

⁶ J. Dale, A. J. Hubert, and G. S. D. King, *J.*, 1963, 73.

⁷ *Inorg. Synth.*, 1946, 2, 79.

⁸ J. B. Armitage, E. R. H. Jones, and M. C. Whiting, *J.*, 1952, 1993; J. B. Armitage, C. L. Cook, E. R. H. Jones, and M. C. Whiting, *J.*, 1952, 2010.

⁹ A. S. Hay, *J. Org. Chem.*, 1962, 27, 3320.

¹⁰ G. Darzens and Rost, *Compt. rend.*, 1909, 149, 681.

and distillation gave the *cis*-dec-5-ene (8.8 g.) as a liquid, b. p. 50—60°/20 mm. The infrared spectrum showed bands for a *cis*-double bond at 3.34, 6.04, and 14 μ .

(c) *Diphenylacetylene*. The acetylene (2 g., 0.11 mole) was treated as in (a) with tri-isobutylborane (2 g., 0.11 mole). The calculated quantity of isobutene was evolved, and after distillation of the excess of tri-isobutylborane and hydrolysis, the *cis*-stilbene (1.6 g.) was isolated by distillation, b. p. 120°/1 mm. The infrared spectrum showed bands for the *cis*-double bond at 3.27, 6.24, and 14.4 μ . The ultraviolet spectrum had structureless bands at 207, 225, and 278 $m\mu$ (ϵ 22,000, 19,700, 10,600).

(d) *Hexa-2,4-diyne*. The reaction of tri-isobutylborane with this compound was incomplete because its high volatility prevented heating to the required temperature in an open vessel. An impure *cis,cis*-hexa-2,4-diene, b. p. 80—90°, was obtained in only 50% yield owing to loss by volatilisation. The low absorption intensity at 230 $m\mu$ (ϵ 8500) indicates at most 40% of conjugated diene.

(e) *Dodeca-5,7-diyne*. The diyne (5.2 g., 0.032 mole) was heated at 170° with tri-isobutylborane (10.9 g., 0.065 mole); the weight loss corresponded to 99% of the expected isobutene. After recovery of the excess of the borane by distillation and hydrolysis with acetic acid the *cis,cis*-dodeca-5,7-diene (42%) was isolated by distillation, b. p. 120°/3 mm. (Found: C, 86.2; H, 13.4. $C_{12}H_{22}$ requires C, 86.7; H, 13.3%). The infrared spectrum showed bands for conjugated *cis*-double bond at 3.32, 6.20, and 14.0 μ . The ultraviolet spectrum showed a structureless band at 236 $m\mu$ (ϵ 24,000).

(f) *Hexadeca-7,9-diyne*. In a reaction as in (e) using 10 g. of diyne (0.046 mole) and 16.7 g. of tri-isobutylborane (0.092 mole), 91% of isobutene was evolved and the *cis,cis*-hexadeca-7,9-diene (64%) was isolated by distillation, b. p. 120°/0.01 mm. The typical infrared bands were at 3.30, 6.22, and 14.0 μ , and the ultraviolet maximum at 236 $m\mu$ (ϵ 23,000). The yield, determined by gas chromatography, could be increased up to 75% by the addition of quinol (see Table 1).

(g) *2,2,7,7-Tetramethylocta-3,5-diyne*. The reaction was very slow with this sterically hindered diyne, and a mixture of unsaturated hydrocarbons was obtained whose ultraviolet absorption intensity (ϵ 10,700) may correspond to at most 45% of diene.

(h) *Dicyclohexylbuta-1,3-diyne*. In a reaction as in (e) 120% of the expected quantity of isobutene was evolved, the only case for which over-reduction is indicated. The *cis,cis*-dicyclohexylbuta-1,3-diene (50%) was obtained as a liquid, b. p. \sim 100°/0.1 mm. (Found: C, 86.85, H, 11.8. $C_{16}H_{26}$ requires C, 88.0; H, 12.0%). Infrared bands for *cis*-double bonds were at 3.30, 3.34, 6.25, and 13.80 μ ; the ultraviolet absorption maximum was at 238 $m\mu$ (ϵ 24,900). Ozonolysis and reduction¹¹ gave only one peak, cyclohexylcarbinol, in the gas-chromatogram; hence no migration had occurred.

(i) *Diphenylbuta-1,3-diyne*. The diyne (0.25 mole) reacted with tri-isobutylborane (0.50 mole) as in (e) to liberate 75% of the expected quantity of isobutene. The *cis,cis*-1,4-diphenylbuta-1,3-diene (36%) crystallised, m. p. 63°. The ultraviolet spectrum shows a maximum at 300 $m\mu$ (ϵ 29,800).

(j) *1,14-Diphenyltetradeca-6,8-diyne*. In a reaction as in (e), 92% of the expected isobutene was evolved. The *cis,cis*-1,14-diphenyltetradeca-6,8-diene (13%) was isolated as an oil (Found: C, 90.3; H, 9.8. $C_{26}H_{34}$ requires C, 90.1; 9.9%). Infrared bands for *cis*-double bonds were at 3.30, 3.34, 6.22, and 14.4 μ ; the ultraviolet maximum was at 236 $m\mu$ (ϵ 25,300).

(k) *Cyclo-octadeca-1,3,10,12-tetrayne*. Exactly the expected quantity of isobutene was obtained. The *all-cis*-cyclo-octadeca-1,3,10,12-tetraene (33%) was isolated by crystallisation from ethanol, m. p. 117° (Found: C, 88.4; H, 11.6. $C_{18}H_{28}$ requires C, 88.45; H, 11.55%). Infrared bands were at 3.33, 6.25, and 13.0 μ ; the ultraviolet spectrum showed a structured band with maximum at 228 $m\mu$ (ϵ 55,000).

Conversion of Acetylenes into Ketones with Trialkylboranes.—(a) *Diphenylacetylene*. This compound (2.9 g., 0.016 moles) was treated with tri-isobutylborane as in the reduction method. The resulting trialkenylborane was diluted with hexane and dropped into a mixture of sodium hydroxide (6*N*) and hydrogen peroxide (30% in water).^{1,2} Extraction gave crystals of deoxybenzoin (1.6 g.), m. p. 49—52°, and an oil (1.3 g.).

(b) *Dec-5-yne*. The same procedure as in (a) was used and gave decan-5-one (76%) as a liquid, b. p. 200—210°. The infrared spectrum showed a band at 5.8 μ .

(c) *Conjugated diynes*. Both dodeca-5,7-diyne and dicyclohexylbuta-1,3-diyne were treated

¹¹ A. J. Hubert, *J.*, 1963, 4088.

as in (a). Gas chromatography revealed in each case the presence of three major peaks (diketones) together with, especially in the latter case, several other minor peaks.

Preparation of Pure Terminal Olefins by Exchange of Primary Boranes with Acetylenes.—

(a) *Vinylcyclohexane*. The olefin mixture obtained by dehydration over alumina of 1-ethylcyclohexanol (Scheme 2) contained no vinylcyclohexane (no infrared band at $11.0\ \mu$). It was heated with 1.15 equiv. (1/3 mole + 15%) of tri-isobutylborane at 200° until refluxing stopped (4 hr.) to give, by isomerisation and finally fixation of boron at the terminal carbon atom,^{1,2} tri-(2-cyclohexylethyl)borane. Cyclotetradeca-1,8-diyne in 10% excess was added, and the mixture heated to 160 – 200° under nitrogen. Very pure vinylcyclohexane (45%) distilled off, b. p. 130 – 140° . At the end the residue became very viscous; addition of a high-boiling inert solvent might no doubt have permitted the distillation to continue. The infrared spectrum showed the characteristic bands at 3.26 , 3.32 , 6.10 , 10.1 , and $11.0\ \mu$ for the vinyl group, and no other olefinic bands. [In contrast, a hydrocarbon obtained by oxidation of the borane with alkaline hydrogen peroxide and dehydration of the formed 2-cyclohexylethanol over alumina at 350° showed no olefinic bands, but proved to be mainly ethylbenzene formed by further dehydrogenation.]

(b) *7-Phenylhept-1-ene*. 1-Phenylhept-1-ene (1 mole) (b. p. $74^\circ/0.2\ \text{mm.}$, olefinic infrared bands at 6.08 and $10.4\ \mu$) was obtained by dehydration of 1-phenylheptan-1-ol over alumina (Scheme 1). It was heated with tri-isobutylborane (1/3 mole + 15%) at 200° for 24 hr., to give tri-(7-phenylheptyl)borane. Cyclotetradeca-1,8-diyne (0.55 mole) was added, and the mixture heated to 200° . Very pure 7-phenylhept-1-ene (26%) distilled off, b. p. 58 – $62^\circ/0.2\ \text{mm.}$, but again the viscosity of the residue prevented the exhaustive distillation of the olefin. The infrared spectrum showed only the vinyl bands at 10.1 and $11.0\ \mu$, and no trace of *trans*-olefin absorption at $10.4\ \mu$. [In contrast, the olefin obtained (44%) by oxidation of the borane with alkaline hydrogen peroxide and dehydration of the obtained 7-phenylheptan-1-ol over alumina at 350° showed a band at $10.35\ \mu$ having the same intensity as the band at $11.0\ \mu$].

The author is grateful to Dr. J. Dale for advice and for help in preparing the manuscript, and to Mr. M. Hubert for experimental assistance.

UNION CARBIDE, EUROPEAN RESEARCH ASSOCIATES,
95 RUE GATTI DE GAMOND, BRUSSELS 18, BELGIUM. [Received, May 26th, 1965.]
