

On the Reactivity of Organometallic Compounds towards Functional Substrates. Part III.¹ The Kinetics of the Reaction between Tri-isobutylaluminium and Benzonitrile

By **Giampaolo Giacomelli** and **Luciano Lardicci**,* Istituto di Chimica Organica, Facoltà di Scienze M.F.N., Università di Pisa, 56100 Pisa, Italy

The first-order rate constants for unimolecular thermal decomposition of $\text{Bu}_3^i\text{Al}-\text{PhCN}$ complex to benzylidene-amino(di-isobutyl)aluminium are given at several temperatures. The rate of reduction of PhCN is shown to be independent of the presence of toluene as solvent. For this reaction $E_a = 25.0 \pm 1.0 \text{ kcal mol}^{-1}$ and $A = 10^{12} \text{ s}^{-1}$; all the data obtained are consistent with the hypothesis that the reduction involves a six-centre transition state. In the presence of an excess of Bu_3^iAl di-isobutyl-(α -isobutylbenzylideneamino)aluminium is formed. On the basis of the experimental results, possible mechanisms for the addition are discussed.

It is known that the reaction between benzonitrile and organoaluminium compounds yields both reduction and addition products, the percentage of which is related to the structure of the aluminium-linked alkyl group and to the molar ratio PhCN to R_3Al .²⁻⁴ β -Branched alkylaluminiums, and in particular Bu_3^iAl , react with PhCN to give benzylideneamino(di-isobutyl)aluminium together with small amounts of di-isobutyl-(α -isobutylbenzylideneamino)aluminium.⁵

However, despite the large amount of data on the reactivity of organoaluminium compounds towards nitriles,²⁻⁷ very little is known about the kinetics of this reaction.⁸ The present work deals with a kinetic study of the reaction between Bu_3^iAl and PhCN under various experimental conditions.

¹ Part II, L. Lardicci and G. P. Giacomelli, *Chimica e Industria*, 1971, **53**, 1152.

² H. Reinheckel and D. Jahnke, *Chem. Ber.*, 1964, **97**, 2661.

³ J. E. Lloyd and K. Wade, *J. Chem. Soc.*, 1965, 2662.

⁴ S. Pasynkiewicz and S. Maciaszek, *J. Organometallic Chem.*, 1968, **15**, 301.

⁵ L. Lardicci and G. P. Giacomelli, *J. Organometallic Chem.*, 1971, **33**, 293.

⁶ J. R. Jennings, J. E. Lloyd, and K. Wade, *J. Chem. Soc.*, 1965, 5083.

EXPERIMENTAL

Tri-isobutylaluminium (Texas Alkyl Inc., Houston) and benzonitrile (C. Erba, Milan) were commercial products which were distilled before use and handled under nitrogen. The n.m.r. spectrum, at 60 MHz, of Bu_3^iAl after distillation, b.p. 40° at 0.2 mmHg, showed the absence of the broad peaks, characteristic of the aluminium-hydrogen bond in dialkylaluminium hydrides,⁹ in the range τ 6—8.

The products were not isolated from the kinetic experiments because of the small amount of substrates used, and were identified by g.l.c. analyses by the comparison of their retention times with those of pure compounds.⁵ G.l.c. analyses were performed on a C. Erba Fractovap model GT two column instrument, with flame ionization detectors. The columns ($200 \times 0.30 \text{ cm}$) were packed with 10% butanediol succinate (BDS) on 60—80 mesh Chromosorb W, and were used with a nitrogen flow rate of 24 ml min^{-1} at 160° .

⁷ K. Starowieyski, S. Pasynkiewicz, and M. Boleslawski, *J. Organometallic Chem.*, 1967, **10**, 393.

⁸ S. Pasynkiewicz and W. Kuran, *Roczniki Chem.*, 1965, **39**, 979.

⁹ E. G. Hoffmann, *Z. analyt. Chem.*, 1959, **170**, 177; J. J. Eisch and S. G. Rhee, *J. Organometallic Chem.*, 1972, **42**, C73.

For the kinetic experiments, reaction vessels equipped with a Teflon stopper with a rubber septum, and a glass stopcock were used. At least two runs were performed for all reaction conditions. In a typical run Bu_3^iAl (1.258 g, 6.34 mmol) was transferred to the reaction vessel from sealed glass vials; PhCN (0.654 g, 6.34 mmol) was injected by hypodermic syringe after cooling the reaction cell to -10° by an ice-salt bath. Then the flask was placed in a thermostatted oil bath, the temperature of which was kept constant at $66.5 \pm 0.3^\circ$. At intervals samples of the mixture (0.4 ml) were withdrawn by a 500 μl hypodermic syringe and quenched in 10% H_2SO_4 solution (1 ml). G.l.c. analyses were performed directly on the ether extracts, and showed benzonitrile:benzaldehyde ratios of 5.93, 3.10, 2.02, 1.35, 0.74, and 0.31 after 1, 2, 3, 4, 6, and 10 h respectively.

RESULTS

Stoichiometric Reaction between Bu_3^iAl and PhCN.—The formation of benzylideneamino(di-isobutyl)aluminium from

TABLE 1

Rate constants for the stoichiometric reaction between PhCN and Bu_3^iAl in the absence of solvent ^a

Run	Temp. ($^\circ\text{C}$)	$t_{1/2}$ /min	$10^3 k_1/\text{min}^{-1}$
1	46.5 ± 0.2	3400	0.2 ± 0.01
2	56.5 ± 0.2	1000	0.7 ± 0.04
3	66.5 ± 0.3	290	2.4 ± 0.1
4	76.5 ± 0.2	110	6.3 ± 0.1
5	86.5 ± 0.3	36	19.3 ± 0.3

^a The computed least-squares analysis gave (with standard errors) the Arrhenius relationship $\log(k_1/\text{s}^{-1}) = (11.7 \pm 0.6) - (25.0 \pm 1)/\theta$ where $\theta = 4.58 \times 10^{-3}T$.

the stoichiometric reaction between Bu_3^iAl and PhCN has been studied in the absence of solvent in the temperature range 40 – 90° . Upon hydrolysis, benzaldehyde and unchanged benzonitrile were the only products, the amount of isobutyl phenyl ketone being negligible at all temperatures ($\ll 0.1\%$). Under the conditions employed, the reaction exhibited first-order kinetics (Figure 1). The first-order rate constants (Table 1) were calculated by computed least-squares analysis of the data obtained. For all temperatures, the individual rate constants were reproducible to within 3.0%. The error is attributed to

range 40 – 80° ; for a molar ratio $\text{Bu}_3^i\text{Al} : \text{PhCN}$ of 2 : 1, isobutyl phenyl ketone was obtained on hydrolysis. The disappearance of PhCN followed, even for this case, first-order kinetics. Figure 2 shows the concentrations of the

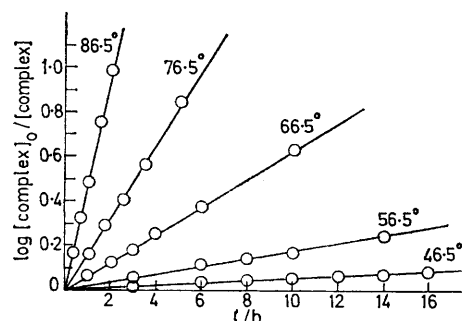


FIGURE 1 Kinetic dependence of the unimolecular decomposition of the PhCN- AlBu_3^i complex

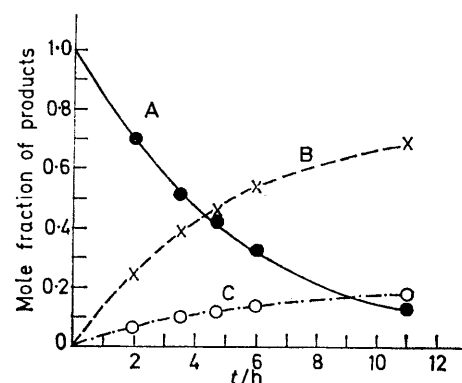


FIGURE 2 Reaction between Bu_3^iAl and PhCN (molar ratio 2 : 1) at 66.5° : A, PhCN; B, PhCHO; C, PhCOBu¹

reactants, and the products after various times. In Table 2 the experimental data obtained under various conditions are collected. The rate constants for the addition were evaluated from the knowledge of the ratio of reduction to addition products¹⁰ (which is practically constant during the reaction),¹ and from the relationships $k_1 : k_2' =$

TABLE 2

Rate constants for the reaction between PhCN and Bu_3^iAl at various molar ratios

Run	Temp. ($^\circ\text{C}$)	$[\text{Bu}_3^i\text{Al}]/\text{M}$	$[\text{PhCN}]/\text{M}$	$10^3 k_{\text{obs}}/\text{min}^{-1}$	$k_1 : k_2'$ ^a	$10^3 k_1/\text{min}^{-1}$	$10^4 k_2'/\text{mol}^{-1} \text{min}^{-1}$
6 ^b	46.5 ± 0.2	3.54	1.77	0.7 ± 0.05	3.1	0.5 ± 0.05	1.1 ± 0.5
7 ^b	66.5 ± 0.3	3.50	1.75	4.8 ± 0.1	3.6	3.8 ± 0.1	7.6 ± 0.5
8 ^c	66.5 ± 0.3	1.83	1.83	2.4 ± 0.1		2.4 ± 0.1	
9 ^c	66.5 ± 0.3	1.76	0.88	2.7 ± 0.1	7.9	2.4 ± 0.1	3.4 ± 0.5
10 ^c	66.5 ± 0.3	2.65	0.88	3.0 ± 0.1	4.0	2.4 ± 0.1	3.4 ± 0.5
11 ^c	76.5 ± 0.2	0.88	0.88	6.3 ± 0.1		6.3 ± 0.1	

^a From the average value of the ratio of reduction to addition product. ^b In the absence of solvent. ^c In toluene.

uncertainties introduced by hydrolysis and the g.l.c. analysis procedure. The Arrhenius relationship (Table 1) and standard equations¹⁰ were used to calculate the activation parameters. From the data, at 70° , $E_a = 25.0 \pm 1.0 \text{ kcal mol}^{-1}$, $\Delta H^\ddagger = 24.3 \pm 1.0 \text{ kcal mol}^{-1}$, $\Delta F^\ddagger = 26.8 \pm 1.0 \text{ kcal mol}^{-1}$, $\log(A/\text{s}^{-1}) = 11.7 \pm 0.6$, $\Delta S^\ddagger = -7.4 \pm 2.9 \text{ cal mol}^{-1} \text{ K}^{-1}$.

Reaction between Bu_3^iAl and PhCN at Various Molar Ratios.—The reactions were carried out in toluene in the

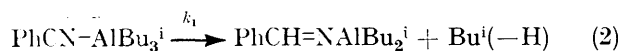
reduction: addition product, $k_{\text{obs}} = k_1 + k_2'$, and $k_2 = k_2'/[\text{Bu}_3^i\text{Al}]$ where $[\text{Bu}_3^i\text{Al}]$ represents the excess of the organoaluminium compound over PhCN.

DISCUSSION

The reduction of benzonitrile by Bu_3^iAl , at a molar ratio of 1 : 1, follows first-order kinetics both in the

¹⁰ A. A. Frost and R. G. Pearson, 'Kinetics and Mechanism,' Wiley, New York, 1961, pp. 98–100.

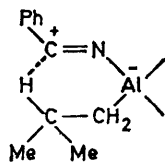
absence and in the presence of toluene. The rate constants are unaffected by the presence of this solvent, at least in the temperature range investigated. These results support the previously suggested mechanism of equations (1) and (2).^{1,5}



The formation of the stoichiometric complex between PhCN and Bu_3^iAl should be rapid and governed by a very large equilibrium constant;¹ the rate-determining step is therefore the thermal rearrangement of this complex, to give the benzylideneamino-derivative and the olefin, through the migration of the β -hydrogen atom from the alkyl group of Bu_3^iAl to the nitrile carbon atom.

The frequency factor (10^{12}) is reasonable for an elimination involving a cyclic six-centre transition state;¹¹ moreover the negative entropy of activation (*ca.* $-7 \text{ cal mol}^{-1} \text{ K}^{-1}$) agrees substantially with that estimated from the *A* factor expected for six-centre unimolecular reactions taking into account the loss of internal rotations when the activated complex is formed.^{11,12}

These data are consistent with a six-membered, polar ring (A), which is based on the hypothesis that, in the



(A)

activated complex, the nitrogen atom has changed its hybridization from *sp* to *sp*²,^{4,7} and consequently the distance of the nitrile carbon atom from the β -hydrogen has become much shorter than in the ground state.

By means of such a hypothesis we can estimate roughly the polarization energy involved in forming the transition state, which can be derived from the bond dissociation energies in the ground state [equation (3)].¹¹

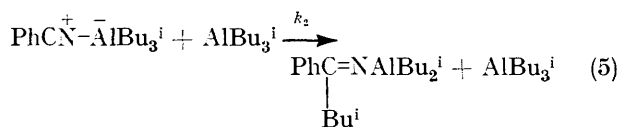
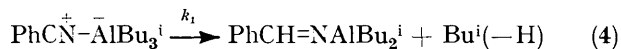
$$E_{\text{pot}} = \frac{1}{2}[D(\text{C}-\text{H}) + D(\text{Al}-\text{C}) - D(\text{C}-\text{C})_{\pi}] \simeq \frac{1}{2}[91 \text{ (ref. 11)} + 58 \text{ (ref. 13)} - 60 \text{ (ref. 11)}] \simeq 44.5 \text{ kcal mol}^{-1} \quad (3)$$

The activation energy is *ca.* 25 kcal mol^{-1} which would imply an energy of interaction between the C^+ and H^- poles of *ca.* 19 kcal mol^{-1} and this agrees well with the theoretical energies of dipolar interactions for similar eliminations if the presence of substituents which are able to stabilize the positive centre of the activated complex are also considered (according to the considerations of ref. 11).

¹¹ H. E. O'Neal and S. W. Benson, *J. Phys. Chem.*, 1967, **71**, 2903.

¹² K. W. Egger, *J. Amer. Chem. Soc.*, 1969, **91**, 2867.

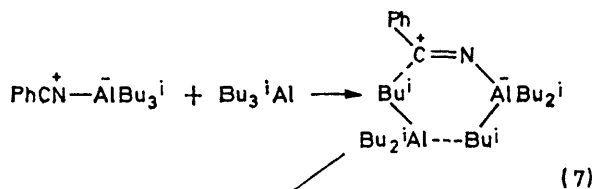
The presence of an excess of Bu_3^iAl results in the formation both of reduction and addition products;⁵ the amount of the latter is dependent on the Bu_3^iAl concentration in the solution, and decreases as the dilution increases.¹ This suggests that di-isobutyl-(α -isobutylbenzylideneamino)aluminium is derived mainly from a reaction between Bu_3^iAl and the complex $\text{Bu}_3^i\text{Al}-\text{PhCN}$. The kinetic results (Figure 2) are moreover consistent with parallel first-order reactions, in accordance with equations (4) and (5).



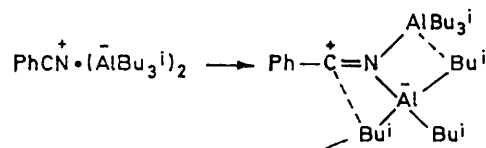
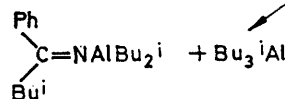
Equation (5) should give first-order kinetics since the Bu_3^iAl concentration does not change during the addition. On this basis the overall reaction rate is given by equation (6) where $k_2[\text{Bu}_3^i\text{Al}] = k_2'$ and $k_1 + k_2' = k_{\text{obs}}$.

$$-d[\text{PhCN}]/dt = k_1[\text{complex}] + k_2[\text{complex}][\text{Bu}_3^i\text{Al}] = (k_1 + k_2')[\text{complex}] \quad (6)$$

The results (Table 2) show that the reduction rate, in toluene solution, is unchanged by the presence of uncomplexed Bu_3^iAl (runs 8 and 9), and that the addition occurs at a *ca.* 10 times lower rate with respect to the reduction.



(7)



(8)

In the absence of solvent and at a molar ratio $\text{Bu}_3^i\text{Al} : \text{PhCN}$ of 2 : 1 (run 7) both the rate of reduction and of addition (Table 2) are higher than in toluene solution (runs 9 and 10).

Regarding the increase of the rate of reduction, the intervention of Bu_2^iAlH (from thermal decomposition

¹³ H. A. Skinner, 'Advances in Organometallic Chemistry,' Academic Press, New York, 1964, vol. 2, p. 49.

of Bu_3^iAl in the reaction does not explain this result completely, as previously suggested;^{1,5} in fact, even at 46.5° ¹² (run 6), the rate of reduction is greater than the rate measured at a molar ratio $\text{Bu}_3^i\text{Al}:\text{PhCN}$ of 1.0 (run 1). It is therefore our opinion that in these conditions (Table 2) the $\text{PhCN}-\text{AlBu}_3^i$ complex may be reduced by a different and competitive mechanism.

In the light of literature suggestions^{2-5,14} and bearing the kinetic results in mind, the different rate of the addition in the presence (runs 9 and 10) and in the absence of solvent (run 7) may be connected, in principle, with alternative mechanisms [equations (7) and (8)] related to weak associative phenomena of differing

magnitude among the molecules of Bu_3^iAl ¹⁵ for the reaction conditions we have adopted.

Unfortunately, the extent of addition decreased rapidly on raising the temperature,⁵ and this did not permit us to carry out a more accurate investigation on the activation parameters of the reaction. Therefore we cannot define the actual mechanism of the addition with certainty.

We acknowledge financial support from C.N.R., Roma.

[2/2509 Received, 6th November, 1972]

¹⁴ E. A. Jeffery and T. Mole, *Austral. J. Chem.*, 1970, **23**, 715.

¹⁵ M. B. Smith, *J. Organometallic Chem.*, 1970, **22**, 273.
