

## Enthalpies of Solution of 2,2'-Bipyridyl, 1,10-Phenanthroline, and 1,10-Phenanthroline Monohydrate

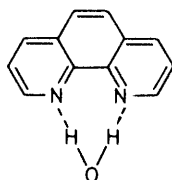
By John Burgess \* and Robert Sherry, Chemistry Department, University of Leicester, Leicester LE1 7RH

Enthalpies of solution are reported for 1,10-phenanthroline and its monohydrate in water and in benzene, and for 2,2'-bipyridyl in water and in series of methanol-water and t-butyl alcohol-water mixtures.

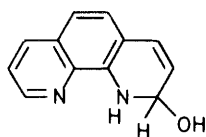
QUALITATIVE information on solubilities of various isomers of bipyridyl<sup>1</sup> and of phenanthroline<sup>2</sup> has been available for many years. More recently, quantitative solubility measurements have been reported for 2,2'-bipyridyl (bipy) in water<sup>3</sup> and in various alcohol-water mixtures,<sup>4</sup> and for 1,10-phenanthroline (phen) in water and in some methanol-water mixtures.<sup>5</sup> However there seems to be a dearth of information on enthalpies of solution of compounds of this type. Enthalpies of solution of bipy<sup>3</sup> and of 1,10-phenanthroline monohydrate, phenH<sub>2</sub>O,<sup>5</sup> in water have been reported, but these values were derived from the temperature dependence of solubilities rather than by direct calorimetry. Since phenH<sub>2</sub>O is the solid phase in equilibrium with saturated aqueous solutions of phen,<sup>6</sup> the enthalpy of solution of anhydrous phen in water cannot be obtained in this van't Hoff manner.

There is also a little information on related enthalpies, specifically on the enthalpy of dissociation of water from phenH<sub>2</sub>O<sup>7</sup> and the enthalpy of addition of water to phen in benzene solution.<sup>8</sup>

We are interested in enthalpies of solution of diaza-aromatic compounds of the bipy and phen type for two reasons. The first is for the derivation of enthalpies of transfer, for use in dissecting solvent effects on enthalpies of activation of reactions involving such ligands into initial state and transition state contributions.<sup>9</sup> The second is in connection with the question as to whether the so-called 1,10-phenanthroline monohydrate is indeed a 'true' hydrate with the water molecule hydrogen-bonded to the two nitrogen atoms (1),<sup>10</sup> or whether it is a 'covalent hydrate' as shown in (2).<sup>11</sup>



(1)



(2)

We have therefore determined, by direct calorimetry, enthalpies of solution of bipy in water, in aqueous methanol, and in aqueous t-butyl alcohol, and of phen and its hydrate in water and in benzene. The measurements in benzene permit us to connect our investigation with that in benzene cited above,<sup>8</sup> which connection gives us an additional check on consistency.

### EXPERIMENTAL

2,2'-Bipyridyl (B.D.H.) was recrystallised from aqueous ethanol. Anhydrous 1,10-phenanthroline was prepared from the monohydrate (Aldrich) by heating at 380 K over phosphorus pentoxide *in vacuo*.<sup>12</sup>

Calorimetric measurements were carried out in an assembly, previously described,<sup>13</sup> based on an LKB 8700 calorimeter vessel. The performance of this apparatus was checked periodically against the enthalpy of solution of potassium chloride in water.<sup>14</sup> All calorimetry was performed at 298 K.

### RESULTS

Our determinations of enthalpies of solution of bipy, phen, and phenH<sub>2</sub>O in water and in benzene are reported in the

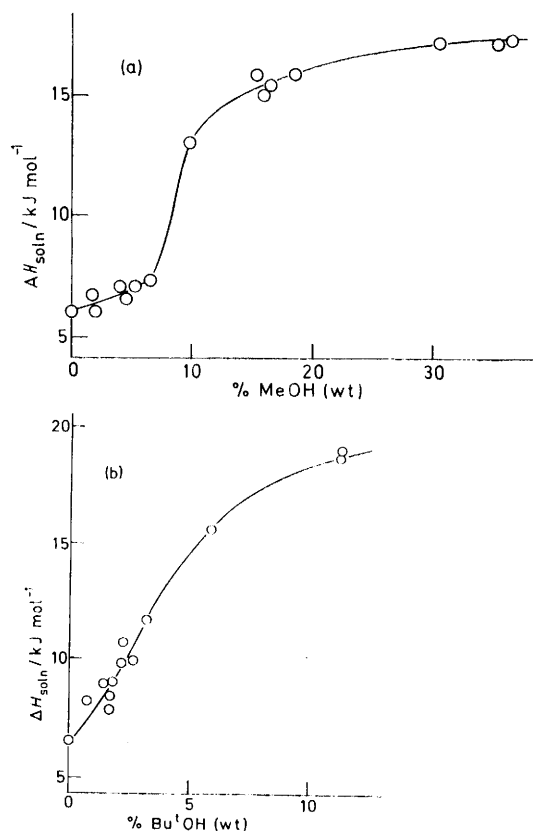


FIGURE 1 Enthalpies of solution of 2,2'-bipyridyl in (a) aqueous methanol and (b) aqueous t-butyl alcohol

Table. Enthalpies of solution of bipy in aqueous methanol and in aqueous t-butyl alcohol are presented graphically in Figure 1. Uncertainties in solution enthalpies in water and in water-rich solvent mixtures are rather larger than norm-

ally expected. This is due to the use of unusually small samples and the relative slowness of dissolution, both factors consequent on the very limited solubilities of these compounds in these solvent media.

#### DISCUSSION

There is tolerable agreement between van't Hoff estimates and direct calorimetric determinations where such comparison is possible, that is for bipy and for phenH<sub>2</sub>O in water. In fact the reported van't Hoff

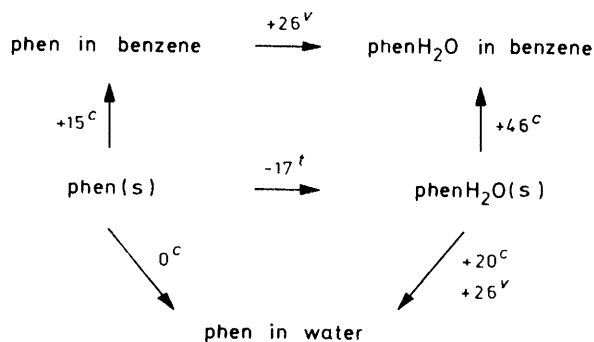
#### Enthalpies of solution ( $\Delta H_{\text{soln}}$ ) at 298.2 K

Compound	Solvent	$\Delta H_{\text{soln}}/\text{kJ mol}^{-1}$
bipy	Water	$+6.3 \pm 0.7^a$
phen	Water	$+0.3 \pm 1.0$
	Benzene	$+14.7 \pm 0.1$
phenH <sub>2</sub> O	Water	$+20.0 \pm 1.5^b$
	Benzene	$+46.7 \pm 0.15$

<sup>a</sup> Cf.  $-1 \text{ kJ mol}^{-1}$  from temperature-dependence of solubilities (ref. 3). <sup>b</sup> Cf.  $+26 \text{ kJ mol}^{-1}$  from temperature-dependence of solubilities (ref. 5).

estimate for the enthalpy of solution of bipy in water had been subjected to an ill defined correction, so may be closer to the calorimetric value than appears at first sight.<sup>3</sup>

Enthalpy of solution and related data for phen and for phenH<sub>2</sub>O are collected together in the Scheme. The value of  $-17 \text{ kJ mol}^{-1}$  for the conversion of anhydrous phen into the monohydrate was calculated from the published value of  $-61 \text{ kJ mol}^{-1}$  for addition of water (gas phase) to solid phen, derived from the temperature variation of the vapour pressure over phenH<sub>2</sub>O,<sup>7</sup> and



SCHEME Enthalpies are quoted in  $\text{kJ mol}^{-1}$ ; <sup>c</sup> calorimetric; <sup>v</sup> van't Hoff; <sup>t</sup> see text

$44 \text{ kJ mol}^{-1}$  for the enthalpy of vaporisation of water at 298.2 K.<sup>15</sup> Hess's law summation of enthalpies round the various cycles of the Scheme gives values which approximate to zero. Perfect summation to zero is hardly to be expected, in view of the (small) uncertainties in the calorimetric values and the (less small) doubts in van't Hoff derivations of enthalpies; it is impossible to avoid including at least one van't Hoff value in any cycle extracted from this Scheme. Our results confirm the vapour pressure studies on phenH<sub>2</sub>O and support the conclusion there that the phenanthroline-water bonding was 'quite strong.' Comparison of the  $20 \text{ kJ mol}^{-1}$  difference between the solution enthalpies of phen and phenH<sub>2</sub>O with differences reported for other organic

molecules and their respective hydrates, which range from 6 to  $26 \text{ kJ mol}^{-1}$  (per water molecule) for tartaric acid, caffeine, orcinol, raffinose, and lactose,<sup>16</sup> shows that the phen — phenH<sub>2</sub>O difference is within the normal range. We cannot therefore use our result to help distinguish between structures (1) and (2) for phenH<sub>2</sub>O. It is unfortunate that it appears so far to have proved impossible to establish the position of the oxygen atom in phenH<sub>2</sub>O by X-ray crystallographic methods.

It is interesting to compare the enthalpies of solution of 1,10-phenanthroline (anhydrous) and of 2,2'-bipyridyl with that for pyridine. The values are 0 and  $+6 \text{ kJ mol}^{-1}$  for the first two, while a value of  $-1 \text{ kJ}$  can be estimated for two moles of solid pyridine from the known enthalpy of fusion of pyridine<sup>17</sup> and the known enthalpy of solution of liquid pyridine.<sup>18</sup>

Figure 2 shows the variation in enthalpies, Gibbs free

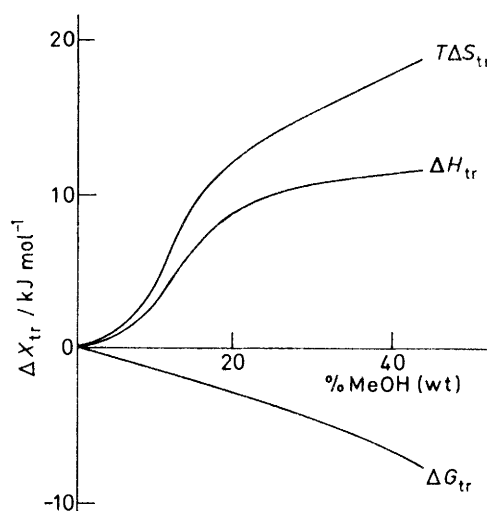


FIGURE 2 Transfer enthalpies ( $\Delta H_{\text{tr}}$ ), Gibbs free energies ( $\Delta G_{\text{tr}}$ ), and temperature-entropy products ( $T\Delta S_{\text{tr}}$ ) for 2,2'-bipyridyl from water into aqueous methanol, at 298 K

energies, and entropies of transfer of bipyridyl with solvent composition for water-rich methanol-water mixtures. The observed trend in solubilities is the resultant of opposing trends in enthalpies and entropies, with the latter term dominating. The plots in Figure 2 do not show marked points of inflection or extrema, indicating that solvent structural changes in methanol-water mixtures do not find a dramatic reflection in the solution thermodynamic parameters for bipy.

The enthalpies of transfer of bipy from water into aqueous methanol reported here have, with parallel information of transfer enthalpies for the Ni<sup>2+</sup> cation, enabled us to dissect solvent effects on the activation enthalpy<sup>19</sup> for the Eigen-Wilkins formation reaction for Ni(bipy)<sup>2+</sup> into initial state and transition state contribution.<sup>20</sup> It turns out that the solvation changes around the Ni<sup>2+</sup> cation are considerably more important than those around the bipy in determining reactivity trends, at least in the water-rich methanol-water mixtures investigated here.

[0/1210 Received, 31st July, 1980]

## REFERENCES

- <sup>1</sup> C. R. Smith, *J. Am. Chem. Soc.*, 1924, **46**, 414.
- <sup>2</sup> P. Krumholz, *J. Am. Chem. Soc.*, 1951, **73**, 3487.
- <sup>3</sup> H. P. Bennetto and J. W. Letcher, *Chem. Ind. (London)*, 1972, 847.
- <sup>4</sup> J. Burgess and R. I. Haines, *Chem. Ind. (London)*, 1980, 289.
- <sup>5</sup> J. Burgess and R. I. Haines, *J. Chem. Eng. Data*, 1978, **23**, 196; 1980, **25**, 296.
- <sup>6</sup> G. F. Smith and F. P. Richter, 'Phenanthroline and Substituted Phenanthroline Indicators', Smith, Columbus, 1944, section 2.
- <sup>7</sup> J. S. Fritz, F. W. Cagle, and G. F. Smith, *J. Am. Chem. Soc.*, 1949, **71**, 2480.
- <sup>8</sup> J. A. Arce Sagiés, M.Sc. thesis, Cardiff, 1977.
- <sup>9</sup> M. J. Blandamer and J. Burgess, *Pure Appl. Chem.*, 1979, **51**, 2087; *Coord. Chem. Rev.*, 1980, **31**, 93.
- <sup>10</sup> E.g. M. Charton, *J. Org. Chem.*, 1966, **31**, 3739; and ref. 7.
- <sup>11</sup> E.g., R. D. Gillard, *Coord. Chem. Rev.*, 1975, **16**, 67.
- <sup>12</sup> A. A. Schilt and R. C. Taylor, *J. Inorg. Nucl. Chem.*, 1959, **9**, 211.
- <sup>13</sup> J. Burgess, I. Haigh, and R. D. Peacock, *J. Chem. Soc., Dalton Trans.*, 1974, 1062.
- <sup>14</sup> V. B. Parker, 'Thermal Properties of Aqueous Uni-univalent Electrolytes,' U.S. Dept. of Commerce, NSRDS-NBS2, Washington, 1965.
- <sup>15</sup> National Bureau of Standards Circular 500, Washington, 1952.
- <sup>16</sup> 'International Critical Tables', 1929, vol. 5, pp. 148 *et seq.*
- <sup>17</sup> J. P. McCullough, D. R. Douslin, J. F. Messerly, I. A. Hossenlopp, T. C. Kincheloe, and G. Waddington, *J. Am. Chem. Soc.*, 1957, **79**, 4289.
- <sup>18</sup> See p. 149 of ref. 16; D. D. Eley and H. Watts, *J. Chem. Soc.*, 1954, 1319; and references therein.
- <sup>19</sup> H. P. Bennetto and E. F. Caldin, *J. Chem. Soc. A*, 1971, 2207.
- <sup>20</sup> M. J. Blandamer, J. Burgess, R. Sherry, and R. I. Haines, *J. Chem. Soc., Chem. Commun.*, 1980, 353.