

Formation of Glyoxyloxy Chloride, HC(O)C(O)Cl, in the Gas-phase Oxidation of Trichloroethene by NO₂

Joanna Czarnowski

Instituto de Investigaciones Fisicoquímicas Teóricas y Aplicadas Sucursal 4, Casilla de Correo 16, 1900 La Plata, Argentina

Within the temperature range 303–416 K, the main products of the gas-phase oxidation of trichloroethene by NO₂ are nitrosyl chloride, ClNO, and glyoxyloxy chloride, HC(O)C(O)Cl. Glyoxyloxy chloride has been isolated by fractional condensation and identified by its infrared spectrum and molecular weight determination. It decomposed above 416 K into CO and HCl and was hydrolysed in the presence of water vapour to give glyoxylic acid, HC(O)C(O)OH. The values of the reaction rate constants for the consumption of NO₂ were $9.9 \pm 3 \times 10^{-4}$ and $2 \pm 1 \times 10^{-3}$ dm³ mol⁻¹ s⁻¹ at 343.1 and 362.2 K, respectively. A reaction sequence is proposed to explain the formation of HC(O)C(O)Cl.

The reactions of NO₂ with halogenated alkenes have been the subject of several studies.^{1–11} These works were generally undertaken for preparative purposes, providing evidence that NO₂ may act as a nitrating or oxidising agent.

O₂NCF₂CCl₂NO₂ and O₂NCF₂CF₂NO₂ were prepared, respectively, by reaction of NO₂ with CF₂CCl₂ and with CF₂CF₂.⁴ The acyl fluoride, O₂NCF₂C(O)F, was reported to be a known product of the reaction of NO₂ with CF₂CF₂.⁵ This acyl fluoride and FNO were detected as products in other studies of the latter reaction.^{6,7} The production of O₂NCFHC(O)Cl, O₂NC(CF₂Cl)ClC(O)Cl and O₂NC(CF₃)ClC(O)Cl has been reported as a result of the respective nitrations of CFHCl₂,⁸ C(CF₂Cl)ClCCl₂ and C(CF₃)ClCCl₂.⁹ The formation of O₂NCF₂C(O)F and ClNO was observed in the reaction of NO₂ with CF₂CFCl.¹⁰ O₂NCF₂C(O)Cl and ClNO were found to be the main products of the reaction between NO₂ and CF₂CCl₂.¹¹

Detailed kinetic and mechanistic studies were made only for the addition of NO₂ to CF₂CF₂⁷ and CF₂CCl₂.¹¹ There are no data available on the addition of NO₂ to chlorinated ethenes. In this work the thermal reaction of NO₂ with trichloroethene, CHClCCl₂, is studied.

Results and Discussion

The reaction mixtures of 30 experiments performed at 303 and 323.1 K, varying the initial pressure of NO₂ between 12.3 and 192.6 mbar and that of trichloroethene between 13.3 and 81.2 mbar, were condensed together in a trap at liquid-air temperature and separated by fractional vacuum condensation. The volatile fraction at 173 K consisted of ClNO.¹² The non-consumed reactants, NO₂ and trichloroethene, were separated as volatile at 228 K. The residue remaining at 228 K consisted of an unidentified compound X. This was further purified by several freeze–thaw–evaporation cycles directly from the trap into the infrared cell. The cycles were repeated until the consecutive infrared spectra were identical. The spectrum thus obtained is illustrated in Fig. 1. In Table 1, comparison of the gaseous spectra of compound X, HC(O)C(O)H,¹³ HC(O)Cl¹⁴ and ClC(O)C(O)Cl¹⁵ is presented together with tentative assignment of the bands.

The reaction proceeded with no pressure change. Two series of experiments were performed at 343.1 and 362.2 K. Each experimental reaction mixture was analysed by means of IR spectroscopy after a given reaction time. To determine the amounts of the products and the reactants consumed, infrared calibration curves were constructed using pure compounds,

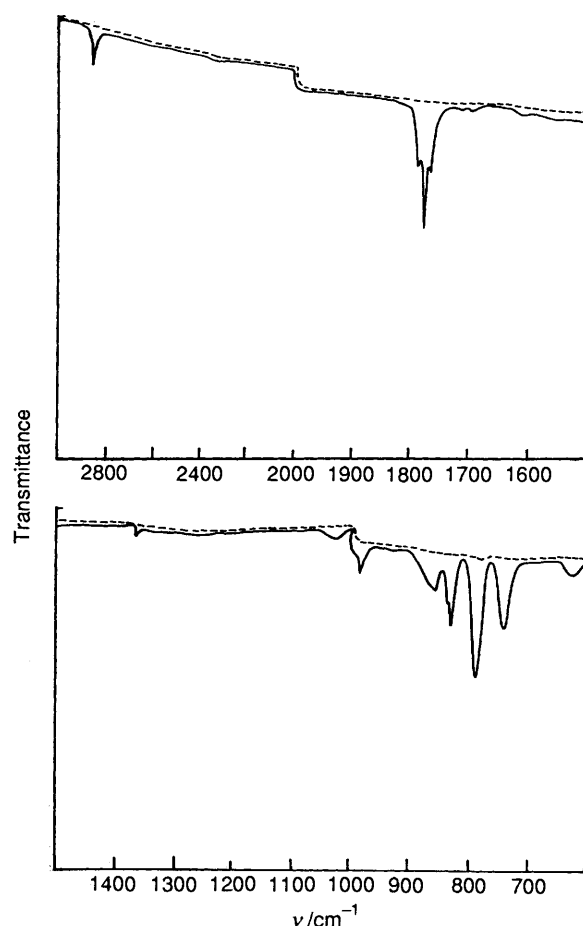


Fig. 1 Gaseous infrared spectrum of X, pressure 2.1 mbar

thereby allowing the conversion of the absorption intensities at 735, 3097, 1806 and 2912 cm⁻¹ to the pressure of X, CClHCl₂, ClNO and NO₂, respectively. The analytical data of seven experiments are summarized in Table 2, where Δ*t* is the reaction time, indices *i* and *f* signify initial and final, respectively, and N₂O₄ is the content of N₂O₄ calculated for each pressure of NO₂ using the corresponding equilibrium constant.¹⁶

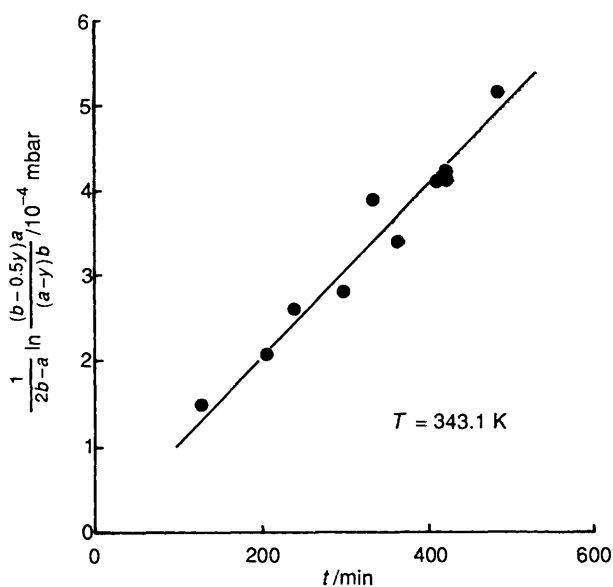
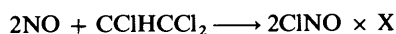
The results indicated that the overall reaction is given by Scheme 1. The consumption of reactants is well represented by

Table 1 Comparison of the infrared spectra of gaseous X, HC(O)C(O)H, HC(O)Cl and ClC(O)C(O)Cl

X v/cm ⁻¹	HC(O)C(O)H v/cm ⁻¹	HC(O)Cl v/cm ⁻¹	ClC(O)C(O)Cl v/cm ⁻¹	Tentative assignment
2852	2836	2933.5		H-C
1783			1852	C=O
1777	1730	1783.5	1770	
1770				H-C
1353	1312	1307		
			1077	
1028			1060	C-C
984	802		988	
			980	
855				
828		932	795	Cl-C
781		739	777	
735				
625			724	Cl-C=O

Table 2 Analytical data of seven experiments

Run	T/K	Δt/min	p(C ₂ Cl ₃ H ₇)/mbar	p(C ₂ Cl ₃ H ₇)/mbar	p(NO ₂)/mbar	p(N ₂ O ₄)/mbar	p(NO ₂)/mbar	p(N ₂ O ₄)/mbar	p(X)/mbar	p(CINO)/mbar
35	362.2	301.6	9.7	9.3	64.9	0.13	64.0	0.13	0.5	0.9
36	362.2	293.2	77.6	77.0	15.0	—	14.0	—	0.5	1.1
38	362.2	240.6	40.5	39.9	40.7	0.05	39.3	0.05	0.6	1.2
39	362.2	362.9	39.9	38.9	38.4	0.04	36.5	0.04	0.9	1.9
41	343.1	364.3	41.6	41.0	39.9	0.13	38.7	0.13	0.5	1.1
42	343.1	241.9	39.3	38.9	39.9	0.13	39.0	0.13	0.4	0.8
44	343.1	421.6	70.1	69.6	14.1	0.02	13.2	0.015	0.3	0.8

**Fig. 2** Second-order plot for the reaction of NO₂ with CHCl₃ at 343.1 K**Scheme 1**

eqn. (I). The values of the rate constants for the consumption of

$$-d(\text{NO}_2)/dt = -2d(\text{CHCl}_3)/dt = k(\text{NO}_2)(\text{CHCl}_3) \quad (\text{I})$$

NO₂ equal to $9.9 \pm 3 \times 10^{-4}$ and $2 \pm 1 \times 10^{-3} \text{ dm}^3 \text{ mol}^{-1} \text{ s}^{-1}$ were derived, respectively, at 343.1 and 362.2 K using the expression $kt = 2(2b - a) \ln(b - 0.5y)a/(a - y)b$, which is the integrated form of the equation $dy/dt = k(a - y)(b - 0.5y)$, where

a and b are the initial pressures of NO₂ and CHCl₃, respectively, t is the reaction time and y is the amount of CINO (which equals the amount of NO₂) consumed. The error introduced by taking NO₂ + N₂O₄ = NO₂ falls within the experimental error limits. Fig. 2 shows the plot of $2(2b - a)^{-1} \ln(b - 0.5y)a/(a - y)b$ vs. t at 343.1 K. The straight line indicates that the reaction is second order.

Note from the value of k that the reaction is very slow. In order to increase the conversion of the reactants, to obtain greater amounts of the compound X, the reaction temperature was raised to 445 K. A rapid pressure increase was observed in the presence of an initial pressure of trichloroethene of 93.3 mbar and of NO₂ of 154.6 mbar. The main products were CINO, ClH and CO. Small amounts of COCl₂, NO and N₂O were also observed, being identified by their infrared spectra.¹⁷ Infrared bands corresponding to compound X were not observed. Two further experiments were performed under similar conditions, confirming the reproducibility of the results.

Subsequently, the reaction temperature was decreased to 416 K. At this temperature, the reaction proceeded with an almost constant pressure increase of 0.03 mbar min⁻¹ from an initial pressure of C₂Cl₃H of 85.3 mbar and of NO₂ of 140 mbar. Two samples of the reaction mixture were withdrawn from the reaction vessel after 3 and 6 h. In the infrared spectrum of the first sample, bands corresponding to CCl₃H, CINO, CO and X were observed, indicating the complete consumption of NO₂. In the infrared spectrum of the second sample the intensity of the bands of CCl₃H and CINO had remained constant, while those of X decreased, those of CO increased, and bands corresponding to ClH had appeared. The absence of the ClH bands in the spectrum of the first sample may be explained by the low intensity of the ClH infrared absorption. The spectra suggest that CINO and X were formed primarily, X then decomposing into CO and ClH.

To increase the yield of X, another nine runs were carried out at 416 K with a reaction time of 3 h. The amount of volatile product at liquid-air temperature, corresponding to CO, was

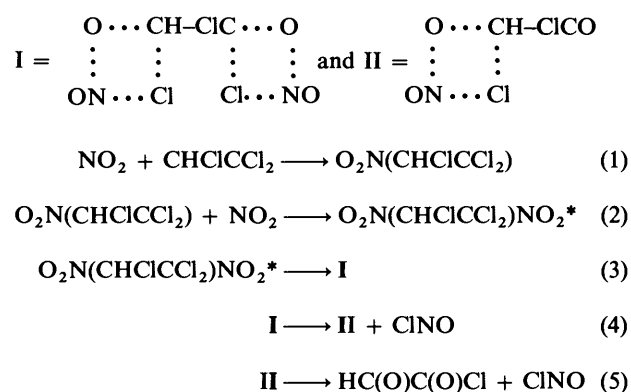
equal to the increase in reaction pressure. All residues that remained solid at 228 K were condensed together.

It was observed that if the infrared cell was not properly dried, X was hydrolysed in the cell to give ClH and a substance for which the infrared bands frequencies were similar to those of glyoxylic acid, HC(O)C(O)OH,¹⁸ which, in turn, disappeared to be replaced by bands of a non-volatile compound at 666, 2313 and 2352 cm⁻¹. Comparison of these band frequencies with those of carbon suboxide, O=C=C=C=O¹⁹ suggests the possibility of the enolization of HC(O)C(O)OH to O=C=C(OH)₂.

The molecular weight of X was determined with a Gow-Mac gas chromatograph, provided with a gas density balance detector, which gives the molecular weight, *M*, of an unknown compound using the equation:²⁰ $M = (KA/PV) + M_c$, where *P* and *V* are the pressure and the volume of the gas, *K* is the constant of the chromatograph, *A* is the peak area of the unknown compound and *M_c* the molecular weight of the carrier gas. A value of 90 ± 6 was obtained for *M*. The theoretical molecular weight of HC(O)C(O)Cl is 92.5. Above 410 K the compound X decomposed giving HCl and CO in a ratio of 1:2.

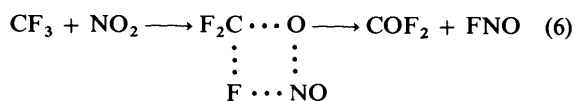
The infrared band frequencies of X, its molecular weight, and its decomposition and hydrolysis products suggest that X is the glyoxyloxy chloride, HC(O)C(O)Cl. The only literature reference to this substance is that it was identified using dinitrophenylhydrazine as one of the products of the reaction between triethylamine and *N*,2,4,6-tetrachlorobenzanilide in CCl₄.²¹

To explain the results of this work within the temperature range 303–362.2 K, the following mechanism was considered.



The reaction (1) was postulated on the basis of other studies of the reactions between NO₂ and alkenes^{7,11,22–24} which demonstrated that the primary process is the addition of NO₂ to the double-bond-forming nitro radicals.

NO₂ is a very efficient radical scavenger. Its concentration in this work was many orders of magnitude higher than that of the nitro radicals. Consequently, they were rapidly scavenged by NO₂ to give an excited dinitro adduct *via* the reaction (2). The formation of an excited adduct was postulated in previous work to account for the formation of O₂NCF₂C(O)Cl and ClNO in the reaction between NO₂ and CF₂CCl₂.¹¹ To explain the formation of COF₂ and FNO in the reaction of NO₂ with the radicals CF₃,²⁵ the following mechanism shown in reaction (6) is proposed. This process is similar to the reaction of NO₂ with



O₂NCF₂CF₂ radicals,⁷ which gives O₂NCF₂C(O)F and FNO as the main products.

The rearrangement and the resulting configuration of the dinitrite adduct, I, and its subsequent decomposition may be rationalized in terms of the competition for the carbon atom electrons between the electron-deficient oxygen atom of NO₂ and the electrophilic chlorine atom.

It is well known that the formation of a C–O bond in the oxy radicals CCl₃O, CCl₂FO, CClF₂O and CF₂ClCCl₂O, weakens the C–Cl bond, leading to the rapid detachment of the chlorine atoms and to the corresponding carbonyl halides: COCl₂,²⁵ COFCl,²⁶ COF₂,²⁷ and CF₂ClC(O)Cl.²⁸ The elimination of ClNO can thus be explained in terms of the concomitant weakening of the C–Cl bond when the C–O bond is forming and the lower bond-dissociation energy of the C–N bond compared with the C–O bond.²⁹

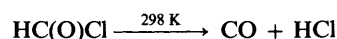
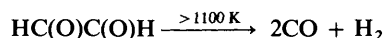
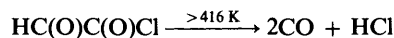
It has been reported by other authors that nitrosyl halides, XNO, where X = F or Cl, are formed, in addition to O₂NCF₂C(O)F, as the main products of the reactions of NO₂ with CF₂CF₂^{6,7} and CF₂CFCl,¹⁰ respectively. Two vicinal chlorine atoms attached to the same carbon atom enhance the weakening of the C–Cl bond. It is therefore more likely that the dinitrite adduct decomposition will occur principally *via* reaction (4), followed by the extrusion of the second ClNO *via* reaction (5).

Applying the steady-state approximation method to the mechanism, eqn. (II) is obtained for the consumption of NO₂.

$$-d(\text{NO}_2)/dt = 2k_1(\text{NO}_2)(\text{CHClCCl}_2) \quad (\text{II})$$

Comparing eqn. (I) with eqn. (II), it is found that $k = 2k_1$.

The decomposition of HC(O)C(O)Cl may be compared with that of glyoxal³⁰ and that of formyl chloride.¹⁴



The vapour hydrolysis of HC(O)C(O)Cl, giving glyoxalic acid and HCl, resembles that of the oxalyl chloride which gives oxalic acid and HCl.³¹

Experimental

The reactants were commercial-grade products. Trichloroethene was purchased from Mallinckrodt Chemical, freshly opened and purified by several trap-to-trap distillations on a vacuum line, the fraction that distilled between 266 and 271 K being retained each time. NO₂ was obtained from Matheson Gas Products. NO was eliminated from NO₂ by a series of freeze-thaw cycles in the presence of O₂ until the disappearance of the blue colour due to N₂O₃. Finally, the degassed NO₂ was purified by fractional distillation, using the fraction that distilled between 193 and 233 K.

The experiments were performed in a conventional static system for studying gaseous reactions, consisting of a vacuum line and a spherical quartz bulb of 180 cm³ as a reactor vessel, connected to a quartz spiral gauge used as a zero instrument with respect to a mercury manometer. The reactants were kept in traps at liquid-air temperature. A Lauda thermostat maintained the temperature to within ±0.1 K. The infrared spectra were recorded on a Perkin-Elmer 325 spectrometer, using a 10 cm cell with sodium chloride windows. The chromatograms for determining the molecular weight were performed on a Gow-Mac chromatograph, provided with a

density balance detector, using a 5% SE-30 on CG column. N₂ used as a carrier gas was dried by being passed slowly through a Pyrex coil maintained at liquid-air temperature, to prevent the hydrolysis of HC(O)C(O)Cl. The chromatograph constant, *K*, was determined using pure CF₃OF.

Acknowledgements

This work was financially supported by the Consejo Nacional de Investigaciones Científicas y Técnicas and the Comisión de Investigaciones Científicas de la Provincia de Buenos Aires.

References

- 1 D. D. Coffman, M. S. Raasch, G. W. Rigby, P. L. Barrick and W. E. Hanford, *J. Org. Chem.*, 1949, **14**, 747.
- 2 E. R. Bissell, *J. Org. Chem.*, 1961, **26**, 5100.
- 3 B. L. Dyatkin, E. P. Mochalina and I. L. Knunyants, *Russ. Chem. Rev.*, 1966, **35**, 417.
- 4 R. N. Haszeldine, *J. Chem. Soc.*, 1953, 2075.
- 5 D. A. Barr and R. N. Haszeldine, *J. Chem. Soc.*, 1960, 1151.
- 6 A. V. Fokin and A. T. Uzun, *Zh. Obshch. Khim.*, 1966, **36**, 117.
- 7 Ch. W. Spicer and J. Heicklen, *Int. J. Chem. Kinet.*, 1972, **4**, 575.
- 8 I. V. Martynov and Yu. L. Kruglyak, *Zh. Obshch. Khim.*, 1965, **35**, 967.
- 9 I. V. Martynov, Yu. L. Kruglyak, S. P. Makarov and V. G. Tkachev, *Zh. Obshch. Khim.*, 1963, **33**, 3388.
- 10 I. L. Knunyants and A. V. Fokin, *DAN SSSR*, 1956, **111**, 1035.
- 11 J. Czarnowski and H. J. Schumacher, *Int. J. Chem. Kinet.*, 1986, **18**, 907.
- 12 W. G. Burns and H. J. Bernstein, *J. Chem. Phys.*, 1950, **18**, 1669.
- 13 R. K. Harris, *Spectrochim. Acta*, 1964, **20**, 1129.
- 14 I. C. Hisatsume and J. Heicklen, *Can. J. Spectrosc.*, 1973, **18**, 77.
- 15 B. D. Saksena and R. E. Kagarise, *J. Chem. Phys.*, 1951, **19**, 987.
- 16 M. Bodenstein, *Z. Phys. Chem.*, 1922, **100**, 68.
- 17 R. M. Pierson, A. N. Fletcher and E. St. Clair Gantz, *Anal. Chem.*, 1956, **28**, 1218.
- 18 G. Fleury and V. Tabacik, *C.R. Acad. Sci. Paris, Ser. B*, 1970, **271**, 41.
- 19 H. D. Rix, *J. Chem. Phys.*, 1954, **22**, 429.
- 20 C. S. G. Phillips and P. L. Timms, *J. Chromatogr.*, 1961, **5**, 131.
- 21 C. W. Crane, J. Forrest, O. Stephenson and W. A. Waters, *J. Chem. Soc.*, 1946, 827.
- 22 R. Atkinson, S. M. Aschmann, A. M. Winer and J. N. Pitts Jr., *Int. J. Chem. Kinet.*, 1984, **16**, 697.
- 23 H. Niki, P. D. Maker, C. M. Savage, L. P. Breitenbach and M. D. Hurley, *Int. J. Chem. Kinet.*, 1986, **18**, 1235.
- 24 J. L. Powell, J. H. Ridd and J. P. B. Sandall, *J. Chem. Soc., Chem. Commun.*, 1990, 402.
- 25 K. Sugawara, T. Nakanaga, H. Takeo and Ch. Matsumura, *J. Phys. Chem.*, 1989, **93**, 1894.
- 26 R. Lesclaux, A. M. Dognon and F. Caralp, *J. Photochem. Photobiol. A*, 1987, **41**, 1.
- 27 Z. Li and J. S. Francisco, *J. Am. Chem. Soc.*, 1989, **111**, 5660.
- 28 J. Czarnowski, *J. Chem. Soc., Faraday Trans. 2*, 1989, **85**, 1425.
- 29 W. K. Seifert, *J. Org. Chem.*, 1963, **28**, 125.
- 30 K. Saito, T. Kakumoto and I. Murakami, *J. Phys. Chem.*, 1984, **88**, 1182.
- 31 A. F. Halleman and F. Richter, *Lehrbuch der Organischen Chemie*, Walter de Gruyter, Berlin, 1961, p. 178.

Paper 0/05632D

Received 14th December 1990

Accepted 1st May 1991