

Nucleophilic substitution of *S*-phenyl thiol esters by electrogenerated polysulfide ions in *N,N*-dimethylacetamide



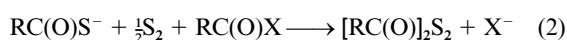
Abdelkader Ahrika, Meriem Anouti, Julie Robert and Jacky Paris*

Laboratoire de Physicochimie des Interfaces et des Milieux Réactionnels,
UFR Sciences et Techniques, Parc de Grandmont, 37200 Tours, France

The reactivity of electrogenerated $S_3^{\cdot-}$ polysulfide ions $S_3^{\cdot-}$ ($\rightleftharpoons S_6^{2-}$) towards *S*-phenyl thiol esters RC(O)SPh [R = Me (1), Et (2), Pr^t (3)] has been followed by spectroelectrochemistry in *N,N*-dimethylacetamide at 24 °C. With 1 and 2 reactions readily lead to thiocarboxylate ions and phenyltetrasulfanide ions, PhS₄⁻, from the nucleofugic benzenethiolate ions in presence of sulfur. With 3 kinetic studies imply that S_6^{2-} species are the nucleophilic $S_3^{\cdot-}$ agents rather than $S_3^{\cdot-}$ radical anions in a second order rate process ($k = 30 \pm 3 \text{ dm}^3 \text{ mol}^{-1} \text{ s}^{-1}$).

S-alkyl and *S*-aryl carbothioates ('thiol esters') are useful intermediates in organic synthesis, as they have a higher reactivity towards nucleophiles than their oxygen homologues. Their acylating properties have been notably used in lactonisations, leading to macrocyclic natural products¹ and the preparation of acylstannanes,² whereas superoxide ions substitute on dithioic *S,S'*-diesters.³

We recently reported on the reactions between $S_3^{\cdot-}$ polysulfide ions and RC(O)X species [X = Cl;⁴ SC(O)R and OC(O)R⁵] in dipolar aprotic medium. Two successive and fast steps were evidenced with acyl chlorides and thioanhydrides: initial substitution [reaction (1)] followed by reaction (2) of thiocarboxylate



ions in the presence of sulfur, leading to diacyl disulfides. With anhydrides, the first step occurred at a lower rate.

We examine here the reactivity of electrogenerated $S_3^{\cdot-}$ ions towards a series of *S*-phenyl thiol esters RC(O)SPh [R = Me (1), Et (2), Pr^t (3)] in *N,N*-dimethylacetamide (DMA). Both the known spectroelectrochemical characteristics of sulfur/polysulfide ions and the behaviour of the nucleofugic benzenethiolate ions in the presence of sulfur enabled the reactions to be followed by UV-VIS absorption spectrophotometry coupled with stationary voltammetry.

Results

Characteristics of sulfur/polysulfides and benzenethiolate-sulfur solutions in DMA

The partial dissociation of cyclooctasulfur S_8 into S_2 molecules (~50% at $[S_8]_T = 1.5 \times 10^{-3} \text{ mol dm}^{-3}$) in dimethylacetamide was recently proposed by our group⁶ [equilibrium (3), eqns. (4)




$$K_1(297 \text{ K}) = [S_2]^4[S_8]^{-1} = 10^{-7} \text{ mol}^3 \text{ dm}^{-9} \quad (4)$$

and (5)]. As in other aprotic media, sulfur reduces in DMA in

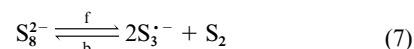
$$[S_8]_T = [S_8] + \frac{1}{4}[S_2] \quad (5)$$

two bielectronic steps with respect to total S_8 ⁶ (waves R₁, $E_1 = -0.40 \text{ V vs. ref.}^\dagger$ and R₂, $E_2 = -1.10 \text{ V}$ on a rotating gold-

disc electrode). In the course of its electrolysis at controlled potential on R₁ [reaction (6), probably through the initial elec-




tron transfer⁶ $S_2 + e^- \rightarrow S_2^{\cdot-}$ followed by the reactions of S_2 on the dimeric form S_4^{2-} , then on S_6^{2-} up to S_8^{2-}], S_8^{2-} ions [$\lambda_{\text{max}1} = 515 \text{ nm}$, $\epsilon_{\text{max}1} = 3800 \text{ dm}^3 \text{ mol}^{-1} \text{ cm}^{-1}$; $\lambda_{\text{max}2} = 360 \text{ nm}$, $\epsilon_{\text{max}2} = 9000 \text{ dm}^3 \text{ mol}^{-1} \text{ cm}^{-1}$; $\epsilon_{617} = 300 \text{ dm}^3 \text{ mol}^{-1} \text{ cm}^{-1}$; $E_3(\text{R}) = -1.10 \text{ V}$, $E_3(\text{O}) = -0.20 \text{ V}$] disproportionate into $S_3^{\cdot-}$ ions [$\lambda_{\text{max}} = 617 \text{ nm}$, $\epsilon_{\text{max}} = 4390 \text{ dm}^3 \text{ mol}^{-1} \text{ cm}^{-1}$; $E_3(\text{R}) = -1.10 \text{ V}$, $E_3(\text{O}) = -0.20 \text{ V}$] and sulfur [equilibrium (7), eqn. (8)]. The total consumption of



$$K_2(297 \text{ K}) = [S_3^{\cdot-}]^2[S_2][S_8^{2-}]^{-1} = 1.7 \times 10^{-6} \text{ mol}^2 \text{ dm}^{-6} \quad (8)$$

sulfur leads to $S_3^{\cdot-}$ polysulfide ions, $S_3^{\cdot-}$ and S_6^{2-} ($\lambda_{\text{max}} = 465 \text{ nm}$, $\epsilon_{\text{max}} = 3100 \text{ dm}^3 \text{ mol}^{-1} \text{ cm}^{-1}$) in equilibrium [equilibrium (9),



eqn. (10)]. In dilute solutions, $[S_6^{2-}]$ remains low in comparison

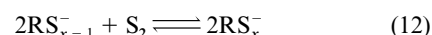
$$K_3(297 \text{ K}) = [S_3^{\cdot-}]^2[S_6^{2-}]^{-1} = 0.043 \text{ mol dm}^{-3} \quad (10)$$

to $[S_3^{\cdot-}]$ (e.g. $[S_6^{2-}] = 0.42 \times 10^{-3} \text{ mol dm}^{-3}$ at total concentration $[S_3^{\cdot-}]_T^0 = [S_3^{\cdot-}] + 2[S_6^{2-}] = 5.0 \times 10^{-3} \text{ mol dm}^{-3}$).

In DMA we showed that thiolate ions react with sulfur in two parallel and fast ways:⁷ (i) weak oxidation [reaction (11)] giving



disulfides and polysulfide ions and (ii) dominating reaction (12)



yielding successive formation of RS_x^- ions (R = alkyl, $x = 2-5$; R = aryl, $x = 2-4$):

$$K_{(x)} = [RS_x^-][RS_{x-1}^-]^{-2}[S_2]^{-1} \quad (13)$$

The reactivity of RS^- ions towards sulfur is the same as that of 'thionucleophilic' Nu species such as CN^- , SO_3^{2-} and Ar_3P , leading to SNu products, with the hypothetical opening of the S_8 ring as the rate-determining step.⁸ By analogy with RS^-/O_2 processes,⁹ we suggested^{7a} a very different mechanism involving initial mono-electronic transfer [reaction (14)] followed by coup-

† All potentials are expressed in comparison to the reference electrode (ref. 6) Ag/AgCl(s), KCl sat. in DMA/N(Et)₄ClO₄ 0.1 mol dm⁻³.

Table 1 Spectroelectrochemical characteristics and successive formation constants of PhS_x^- ions in *N,N*-dimethylacetamide

PhS_x^-	$\lambda_{\text{max}}/\text{nm}$	$\epsilon_{\text{max}}/\text{dm}^3 \text{ mol cm}^{-1}$	$E_2(\text{O})/\text{V}$	$K_{(x)}/\text{mol dm}^{-3}$
PhS^-	309	18200	+0.16	—
PhS_2^-	310 ^b	3200 ^b	-0.03	3.4×10^9
PhS_3^-	460	400	+0.10	1.2×10^7
PhS_4^-	460	900	+0.10	5.8×10^4

^a $K_{(x)}$ at 298 K and ionic strength = 0.1 mol dm⁻³. ^b From ref. 7b.

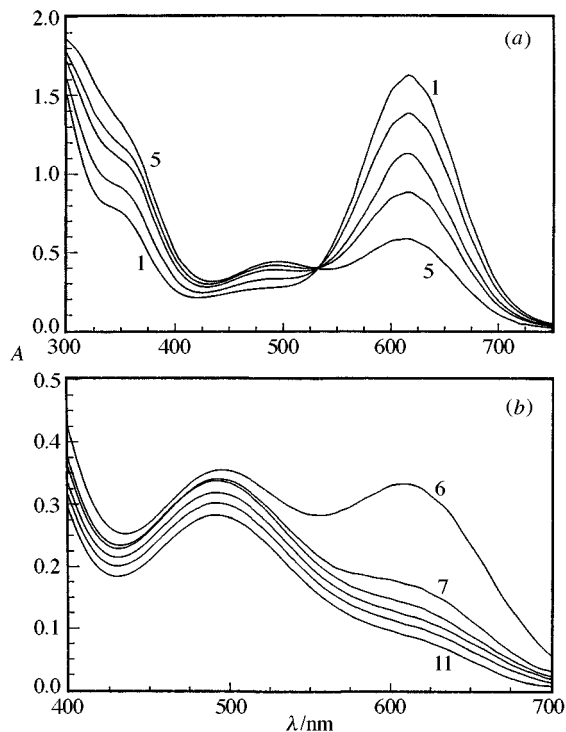
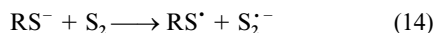
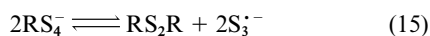


Fig. 1 Evolution of UV-VIS spectra during the addition of *S*-phenyl thioacetate to a S_3^{2-} solution $[\text{S}_3^{2-}]_T^0 = 4.30 \times 10^{-3} \text{ mol dm}^{-3}$. (a) $y = [\text{RC}(\text{O})\text{SPh}]_{\text{ad}}/[\text{S}_3^{2-}]_T^0 = 0$ (1); 0.04 (2); 0.08 (3); 0.13 (4); 0.21 (5). (b) $y = 0.30$ (6); 0.38 (7); 0.46 (8); 0.72 (9); 0.89 (10); 1.36 (11). Scan rate: 1000 nm min⁻¹.



lings between RS^{\cdot} and $\text{S}_2^{\cdot -}$ radicals into RS_3^- ions (reducible into RS_2^- by RS^- in excess), RS_2R and polysulfide ions. With less reductive aromatic thiolates ArS^- ($\text{Ar} = \text{C}_6\text{H}_5$, 4- $\text{CH}_3\text{C}_6\text{H}_4$), oxidation (11) was practically unobserved. For values of x greater than 2, RS_x^- ions were characterized^{7a} by a visible band ($\lambda_{\text{max}} = 460\text{--}470 \text{ nm}$) and their oxidation wave into RS_2R . Table 1 summarizes spectroelectrochemical parameters for $\text{C}_6\text{H}_5\text{S}_x^-$ ions, and their successive formation constants $K_{(x)}$. Whatever the nature of R, RS_4^- ions partly disproportionate according to the key equilibrium (15) [with eqn. (16)], at the junction of concurrent eqns. (11) and (12).^{7a}



When RS_2R and S_3^{2-} were mixed in the ratio 1 : 2, spectra and voltammograms were the same as those obtained by mixing sulfur and thiolate ions in the proportion $[\text{S}]_{\text{ad}}/[\text{RS}^-]_0 = 3$. In the present study, PhS_4^- ions will be directly generated by electroreduction of diphenyl disulfide into benzenethiolate ions, then stoichiometric addition of sulfur as previously described,^{7a} and the value K_4 (298 K) = $2.0 \times 10^{-4} \text{ mol dm}^{-3}$ (R = Ph) will be taken again.

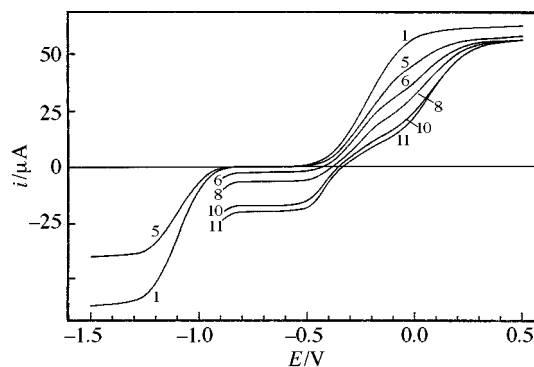
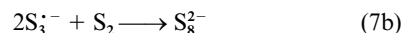
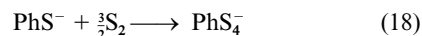


Fig. 2 Evolution of voltammograms during the reaction of *S*-phenyl thioacetate with S_3^{2-} ions. Same conditions as for Fig. 1. Rotating gold-disc electrode, $\Omega = 1000 \text{ rev min}^{-1}$, diameter = 2 mm. E vs. reference Ag/AgCl(s), KCl sat. in DMA/ $\text{N}(\text{Et})_4\text{ClO}_4$ 0.1 mol dm⁻³. Scan rate: 10 mV s⁻¹.

Reactivity of S_3^{2-} ions with *S*-phenyl thiol esters

With *S*-phenyl thioacetate (1) and *S*-phenyl thiopropionate (2) esters the fast reactions were followed at 24 °C by the same evolutions of $A = f(\lambda)$ and $i = f(E)$ recordings as shown in Figs. 1(a), 1(b) and 2 when $\text{CH}_3\text{C}(\text{O})\text{SPh}$ was added to a solution $[\text{S}_3^{2-}]_T^0 = 4.30 \times 10^{-3} \text{ mol dm}^{-3}$. (i) As long as the ratio $y = [\text{RC}(\text{O})\text{SPh}]_{\text{ad}}/[\text{S}_3^{2-}]_T^0$ remained less than 0.25 [Figs. 1(a) and 2, curves (2)–(5)], the consumption of S_3^{2-} ions was evidenced by the fall in anodic and cathodic currents [$E_2(\text{O}) = -0.20$, $E_2(\text{R}) = -1.10 \text{ V}$], and A_{617} decreased to the benefit of A_{490} through an approximate isosbestic point at 525 nm without any appearance of sulfur (no wave R_1 on voltammograms), in agreement with reactions (7b) and (17) and (18), summarized by the overall reaction (19).



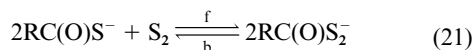
Sulfur coming from substitution (17) reacts preferentially with PhS^- rather than S_3^{2-} ions, up to PhS_4^- : as an example, for $[\text{S}_3^{2-}]_T^0 = 4.30 \times 10^{-3} \text{ mol dm}^{-3}$ and $[\text{RC}(\text{O})\text{SPh}]_{\text{ad}} = 0.5375 \times 10^{-3} \text{ mol dm}^{-3}$ ($y = \frac{1}{8}$), K_1 , K_2 , K_3 and $K_{(x)}$ constants for reaction (17) give calculated concentrations at equilibrium: $[\text{S}_3^{2-}]_T = 2.175 \times 10^{-3}$, $[\text{S}_2] = 8.1 \times 10^{-6}$, $[\text{S}_8^{2-}] = 0.525 \times 10^{-3}$ and $[\text{PhS}_4^-] = 0.537 \times 10^{-3} \text{ mol dm}^{-3}$, with $[\text{PhS}_4^-] \approx [\text{S}_8^{2-}]$ bearing out reaction (19). The maximal absorption of S_8^{2-} ions at 515 nm was slightly shifted to shorter wavelengths ($\approx 490 \text{ nm}$) by the presence of PhS_4^- ions. From⁷ $\epsilon_{490}(\text{S}_8^{2-}) \approx 3500$ and $\epsilon_{490}(\text{PhS}_4^-) \approx 800 \text{ dm}^3 \text{ mol}^{-1} \text{ cm}^{-1}$, variations $\Delta([\text{S}_3^{2-}]_T)/\Delta[\text{S}_8^{2-}] = -4.0 \pm 0.2$ ($0 < y < 0.2$) satisfied reaction (19). (ii) For $0.25 < y < 0.50$ [curves (6)–(8)], the consumption of S_3^{2-} and S_8^{2-} ions [probably through the shift (7f) because S_8^{2-} ions are less nucleophilic species than S_3^{2-} ones¹⁰] entailed both decreases of A_{617} and A_{490} , and growths of the oxidation current of PhS_4^- ions [$E_2(\text{O}) = +0.10 \text{ V}$] and of the reduction wave R_1 of sulfur [$E_2(\text{R}) = -0.40 \text{ V}$], according to reaction (20).



However for $y = 0.5$, S_3^{2-} and S_8^{2-} ions were not eliminated because of their partial regeneration by the extensive disproportionation [reaction (15)] of PhS_4^- ions followed by reaction (7b): e.g. with initial conditions $[\text{PhS}_4^-]_0 = [\text{S}_2]_0 = 2.15 \times 10^{-3} \text{ mol dm}^{-3}$, at equilibrium $[\text{PhS}_4^-] = 0.55 \times 10^{-3}$, $[\text{S}_2] = 1.49 \times 10^{-3}$, $[\text{S}_3^{2-}]_T = 0.276 \times 10^{-3}$ and $[\text{S}_8^{2-}] = 0.66 \times 10^{-3} \text{ mol dm}^{-3}$ from K_2 and K_4 constants; (iii) beyond $y = 0.5$ [curves (9)–(11)] the

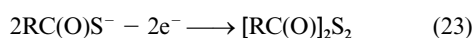
evolution of VIS spectra was strictly the same as that observed with the direct addition of RC(O)SPh to a solution $[\text{PhS}_4^-]_0 = 2.15 \times 10^{-3} \text{ mol dm}^{-3}$: the substrate in excess displaces equilibrium (15) by the reaction (20) with polysulfide ions.

In the presence of sulfur, RC(O)S⁻ ions weakly lead to the formation [reaction (21), with eqn. (22)] of RC(O)S₂⁻ species as

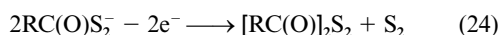


$$K_5 = [\text{RC(O)S}_2^-]^2 [\text{RC(O)S}^-]^{-2} [\text{S}_2]^{-1} \quad (22)$$

previously reported.¹¹ For example, with R = CH₃ and $[\text{CH}_3\text{C(O)S}^-]_0 = 2[\text{S}_2]_0 = 2.15 \times 10^{-3} \text{ mol dm}^{-3}$ RC(O)S₂⁻ reaches 17% at equilibrium from K_5 (293 K) = 48 dm³ mol⁻¹. As observed with thiolate ions,⁷ RC(O)S⁻ species directly oxidize into disulfides [reaction (23), R = CH₃, $E_3^{\circ}(\text{O}) = +0.31 \text{ V}$], or at

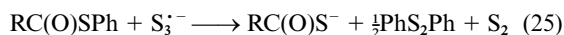


the lower potentials of RC(O)S₂⁻ ions [$E_3^{\circ}(\text{O}) \approx +0.09 \text{ V}$] in the presence of traces of sulfur, by the electrocatalytic process¹¹ given by reactions (21) + (24).



We verified that CH₃C(O)S⁻/CH₃C(O)S₂⁻ ions, which were generated by initial electroreduction of thioacetic acid,¹¹ are unreactive towards the substrate CH₃C(O)SPh $\{i = f(E) \text{ and } A = f(\lambda)\}$ recordings of an initial solution $[\text{CH}_3\text{C(O)S}^-]_0 = 1.45 \times 10^{-3} \text{ mol dm}^{-3}$, $[\text{S}]_0 = 7.85 \times 10^{-3} \text{ mol dm}^{-3}$ were unmodified by the addition of $[\text{CH}_3\text{C(O)SPh}] = 3.25 \times 10^{-3} \text{ mol dm}^{-3}$; so in the course of the overall reaction (20) ($0 < y < 0.5$, Fig. 2) the anodic currents of PhS₄⁻ ($E_3^{\circ} = +0.10 \text{ V}$) and CH₃C(O)S⁻/CH₃C(O)S₂⁻ ions ($E_3^{\circ} \approx +0.09 \text{ V}$) progressively took the place of S₃⁻/S₈²⁻ one ($E_3^{\circ} = -0.20 \text{ V}$).

During the progress y of the fast reaction between *S*-phenyl thiopropionate ester (2) and an initial solution $[\text{S}_3^{\cdot-}]_T^0 = 4.30 \times 10^{-3} \text{ mol dm}^{-3}$, $[\text{S}_3^{\cdot-}]_T$ was accurately determined ($0 < y < 1.5$) with A_{675} measurements, a wavelength at which the radical anion alone absorbs [$\epsilon_{675}(\text{S}_3^{\cdot-}) = 1825 \text{ dm}^3 \text{ mol}^{-1} \text{ cm}^{-1}$]; $[\text{S}_8]_T$ was estimated ($y > 0.3$) from $i(\text{R}_1)$ values by use of the coefficient $i(\text{R}_1)/[\text{S}_8]_T = 34.0 \pm 0.5 \mu\text{A mmol}^{-1} \text{ dm}^3$ depending on our working electrode; $[\text{S}_8^{2-}]$ was deduced from spectrophotometric parameters at 490 and 617 nm with a significant precision for $0 < y < 0.5$. Fig. 3 shows the changes of these 'experimental' concentrations, and of all the calculated values ‡ from constants K_1 – K_4 and equations of conservation of sulfur, thiolester and charges as a function of y . It summarizes the previously described steps: (i) $0 < y \leq 0.25$ [eqn. (19)] without any detection of sulfur and maximal formation of S₈²⁻ ions for $y \approx 0.25$; (ii) quantitative generation of RC(O)S⁻ ions up to $y = 0.5$ [eqn. (20)]; (iii) $y > 0.5$: partial consumption of PhS₄⁻ ions from the shift of equilibrium (15), with an advancement for $y = 1$ of 70% with respect to the balance [reaction (25)] of eqns. (15) + (20).



Kinetic studies of the reaction of S₃⁻ ions with *S*-phenyl thioisobutyrate

Probably owing to steric hindrance, *S*-phenyl thioisobutyrate reacted slowly with S₃⁻ ions. In that case the kinetic study was carried out at 24 °C on the recordings of A_{617} vs. time after the addition of substrate 3 to $[\text{S}_3^{\cdot-}]_T^0$ solutions [eqn. (26)].

‡ The minor formation of acyl disulfide ions according to equilibrium (21) was not taken into account in our iterative calculations.

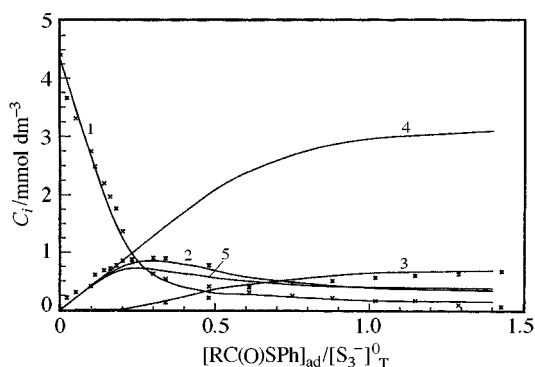


Fig. 3 Calculated curves of concentrations $[\text{S}_3^{\cdot-}]_T$ (1), S_8^{2-} (2), S_8 (3), RC(O)S⁻ (4), PhS₄⁻ (5) as a function of $y = [\text{RC(O)SPh}]_{\text{ad}} / [\text{S}_3^{\cdot-}]_T^0$ compared with experimental values during the addition of *S*-phenyl thiopropionate to a S₃⁻ solution $[\text{S}_3^{\cdot-}]_T^0 = 4.30 \times 10^{-3} \text{ mol dm}^{-3}$

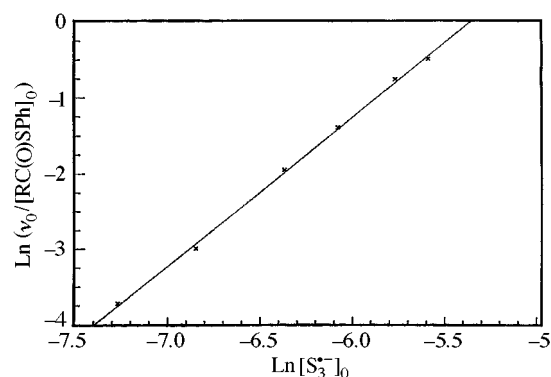


Fig. 4 Kinetic studies of the reaction of *S*-phenyl thioisobutyrate with S₃⁻ at 24 °C. Variation of the initial rate as a function of $[\text{S}_3^{\cdot-}]_0$.

$$A'_{617}/l = \epsilon_3[\text{S}_3^{\cdot-}]_t + \epsilon_8[\text{S}_8^{2-}]_t \quad (26)$$

The order n of the reaction concerning S₃⁻ was obtained by the initial-rate method. As long as the ratio $\Delta[\text{RC(O)SPh}]/[\text{S}_3^{\cdot-}]_T^0$ remains less than $\frac{1}{4}$, the overall reaction (19) can be considered



alone, without any absorbance of PhS₄⁻ and S₆²⁻ ions at 617 nm.⁷

In nucleophilic processes, the reactivity of the least reducing polysulfide ions S₈²⁻¹² was negligible in comparison to that of S₃⁻ species;¹⁰ here again the rate of reaction (19) greatly decreased when 3 was added to a solution S₃⁻ saturated with sulfur. ($[\text{S}_8]_T \approx 9 \times 10^{-3} \text{ mol dm}^{-3}$), so the rate equation can be expressed as eqns. (27) and (28). Constant K_3 and the linked

$$v_t = -\frac{1}{4} \frac{d[\text{S}_3^{\cdot-}]_T}{dt} = k_{\text{obs}} [\text{RC(O)SPh}]_t [\text{S}_3^{\cdot-}]_t^n \quad (27)$$

$$\ln(v_0/[\text{RC(O)SPh}]_0) = \ln k_{\text{obs}} + n \ln[\text{S}_3^{\cdot-}]_0 \quad (28)$$

variations of $[\text{S}_3^{\cdot-}]_t$ and $[\text{S}_8^{2-}]_t$ [reaction (19)] easily give eqn. (29).

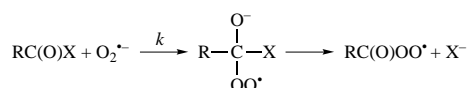
$$v_0 = -\frac{1}{4\epsilon_3 - \epsilon_8} \left(1 + \frac{4[\text{S}_3^{\cdot-}]_0}{K_3} \right) \frac{1}{l} \left(\frac{dA_{617}}{dt} \right)_{t \rightarrow 0} \quad (29)$$

The determination of v_0 for six pairs of values ($[\text{S}_3^{\cdot-}]_T^0$, $[\text{RC(O)SPh}]_0$) enabled us to obtain (Fig. 4) $n = 1.98 \pm 0.08$ and $k_{\text{obs}} = 710 \pm 40 \text{ dm}^6 \text{ mol}^{-2} \text{ s}^{-1}$ at an ionic strength equal to 0.1 mol dm⁻³. The hypothesis of a trimolecular process in the rate-determining step is relatively improbable. This fact, which was previously noticed in the course of the slow reactions between S₃⁻ ions and nitroaromatic halides^{10a} or vicinal dibromides,^{10b}

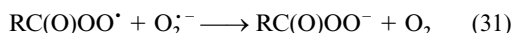
led us to propose also S_6^{2-} ions as the effective nucleophilic agents in substitutions (20). It can be attributed to the more localized charge on terminal sulfur atoms of S_6^{2-} compared to S_3^{2-} ones, as proposed by Meyer *et al.*¹³ using calculations by the extended Hückel method. The rate is thus characterized by the constant $k = k_{\text{obs}} \times K_3$ with $k(3) = 30 \pm 3 \text{ dm}^3 \text{ mol}^{-1} \text{ s}^{-1}$.

Discussion

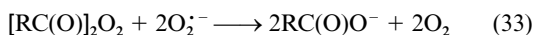
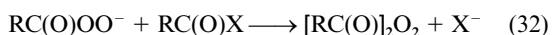
When *S*-methyl thiobutanoate and *S*-ethyl thioacetate, or ethyl and phenyl acetate were added at 24 °C to S_3^{2-} solutions in DMA in the ratio $[\text{RC(O)XR}']/[\text{S}_3^{2-}]_T = 5$ ($X = \text{S}, \text{O}$) reactions did not occur to any appreciable extent. The reactivity of S_3^{2-} ions towards *S*-phenyl thioesters in *N,N*-dimethylacetamide can be compared to that of O_2^{2-} ions on *O*-phenyl esters in pyridine¹⁴ [$k(\text{CH}_3\text{CO}_2\text{Ph}) = 160$, $k(\text{CH}_3\text{CO}_2\text{Et}) = 1.1 \times 10^{-2} \text{ dm}^3 \text{ mol}^{-1} \text{ s}^{-1}$; 20 °C ?] or DMF¹⁵ [$k[4\text{-ClC}_6\text{H}_4\text{OC(O)Ph}] = 25$, $k(\text{C}_6\text{H}_5\text{CO}_2\text{Ph}) = 3.0 \text{ dm}^3 \text{ mol}^{-1} \text{ s}^{-1}$; 20 °C]. On the basis of cyclic voltammetry experiments,¹⁴ the implication of an initial addition–elimination mechanism (30) was proposed for



$\text{RC(O)X} + \text{O}_2^{2-}$ reactions evolved with esters, followed by the reduction of the acylperoxyradical [reaction (31)]. Owing to the



presumed high nucleophilicity of RC(O)OO^- anions, the final formation of carboxylate ions^{14,15} was ascribed to subsequent reactions (32) and (33).



The net rate depended on the stability of the leaving group X^- [$k(\text{Ar O}^-) \gg k(\text{R}'\text{O}^-)$] as observed in the present study with thiol esters [$k(\text{PhS}^-) \gg k(\text{RS}^-)$]. Reactions of acyl chlorides and ‘thioanhydrides’⁵ with S_3^{2-} ions occurred in two overall steps (1) and (2), respectively analogous to (30) + (31) and (32), but RC(O)S_2^- ions greatly dissociate into RC(O)S^- and sulfur [eqn. (21b)].¹¹ The only formation of diacyl disulfides by the addition of RC(O)Cl to $\text{RC(O)S}^- + \text{S}_2^{11}$ [eqn. (2)] was explained by an enhanced reactivity of minority RC(O)S_2^- ions with respect to thiocarboxylate ions ‘ α -effect’.¹⁶ In the same conditions [step (2)], anhydrides $[\text{RC(O)}]_2\text{O}$ were practically unreactive⁵ as shown here with *S*-phenyl thiol esters. So, in the course of $\text{RC(O)OR}' + \text{O}_2^{2-}$ processes, ions RCO_2^- ions could result from the dissociation of RC(O)OO^- species rather than from eqns. (32) + (33). This hypothesis agrees with the dispute about an intermediate diacyl peroxide *en route* to the acid RCO_2H when superoxide ions reacted with phenylbenzoate esters in benzene.¹⁷

To conclude, in dipolar aprotic medium thiocarboxylate ions are readily obtained from S_6^{2-} ions and the more efficient acylating agents *S*-phenyl thiol esters than *O*-homologues, probably due to the weak conjugation between sulfur and the carbonyl group.¹⁸

Experimental

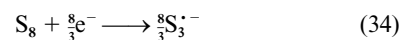
Materials and equipment

All the organic compounds of commercial origin (purity > 98%) were used as received except for thiolacetic acid which

was distilled under dry nitrogen just before handling. The purification of *N,N*-dimethylacetamide and its storage after addition of $\text{N}(\text{Et})_4\text{ClO}_4$ 0.1 mol dm^{-3} , spectroelectrochemical equipment, electrodes and the thermostatted (24.0 ± 0.5 °C) flow-through cell have been described previously.⁶

Generation of S_3^{2-} solutions and procedures

Initial S_3^{2-} solutions (40 cm^3) were obtained by exhaustive electrolysis [reaction (34)] of sulfur (0.1–0.65 mmol S) at controlled



potential of a large gold grid electrode on the plateau of the R_2 wave ($E = -1.3 \text{ V}$). S_3^{2-} ions in equilibrium with S_6^{2-} [reaction (9)] were the only species in solution when A_{617} reached a maximum.

The stoichiometry of the fast overall (19) and (20) processes was studied by the progressive addition of concentrated solutions of RC(O)SPh 1 or 2 in DMA ($v_{\text{max}} = 4 \text{ cm}^3$) to S_3^{2-} ions ($4.2 \times 10^{-3} < [\text{S}_3^{2-}]_T < 4.60 \times 10^{-3} \text{ mol dm}^{-3}$).

Initial rate measurements were based on A_{617} changes *vs.* time when a small volume ($v_{\text{max}} = 1 \text{ cm}^3$) of *S*-phenyl thioisobutyrate in DMA was added to each of six solutions $0.77 \times 10^{-3} < [\text{S}_3^{2-}]_T < 3.18 \times 10^{-3} \text{ mol dm}^{-3}$ ($0.37 > y > 0.18$) at 24 °C; the transfer of the reaction medium to the spectrophotometric cell (1 mm pathlength) took about 15 s, whereas reaction half-times with respect to S_3^{2-} were such as $230 \text{ s} > t_{1/2} > 70 \text{ s}$.

References

- (a) S. Masamune, H. Yamamoto, S. Kamata and A. Fukuzawa, *J. Am. Chem. Soc.*, 1975, **97**, 3513; (b) H. Yamamoto, S. Kamata and W. Schilling, *J. Am. Chem. Soc.*, 1975, **97**, 3515; (c) K. C. Nicolaou, *Tetrahedron*, 1977, **33**, 683.
- A. Capperucci, A. Degl'Innocenti, C. Faggi, G. Reginato and A. Ricci, *J. Org. Chem.*, 1989, **54**, 2966.
- R. D. Webster and A. M. Bond, *J. Chem. Soc., Perkin Trans. 2*, 1997, 1075.
- J. Robert, M. Anouti, M. Abarbri and J. Paris, *J. Chem. Soc., Perkin Trans. 2*, 1997, 1759.
- J. Robert, M. Anouti and J. Paris, *New J. Chem.*, 1998, in the press.
- G. Bosser and J. Paris, *New J. Chem.*, 1995, **19**, 391 and references cited therein.
- (a) G. Bosser, M. Anouti and J. Paris, *J. Chem. Soc., Perkin Trans. 2*, 1996, 1993; (b) M. Benaïchouche, G. Bosser, J. Paris, J. Auger and V. Plichon, *J. Chem. Soc., Perkin Trans. 2*, 1990, 31.
- S. Oae, *Organic Sulfur Chemistry: Structure and Mechanism*, CRC Press, Ann Arbor, 1991, pp. 119–134 and references cited therein.
- C. Degrand and H. Lund, *Acta Chem. Scand., Ser. B*, 1979, **33**, 512.
- (a) M. Benaïchouche, G. Bosser, J. Paris and V. Plichon, *J. Chem. Soc., Perkin Trans. 2*, 1991, 817; (b) G. Bosser and J. Paris, *J. Chem. Soc., Perkin Trans. 2*, 1992, 2057.
- J. Robert, M. Anouti and J. Paris, *J. Chem. Soc., Perkin Trans. 2*, 1997, 473.
- J. Paris and V. Plichon, *Electrochim. Acta*, 1982, **27**, 1501.
- B. Meyer, L. Peter and K. Spitzer, in *Homolytic Rings, Chains and Macromolecules of Main-group Elements*, ed. A. L. Rheingold, Elsevier, 1977, 477.
- M. J. Gibian, D. T. Sawyer, T. Ungermann, R. Tangpoonpholvivat and M. M. Morrison, *J. Am. Chem. Soc.*, 1979, **101**, 640.
- F. Magno and G. Bontempelli, *J. Electroanal. Chem.*, 1976, **68**, 337.
- J. E. Dixon and T. C. Bruice, *J. Am. Chem. Soc.*, 1972, **94**, 2052 and references cited therein.
- A. R. Forrester and V. Purushotham, *J. Chem. Soc., Perkin Trans. 1*, 1987, 945.
- M. W. Cronyn, M. Pin chang and R. A. Wall, *J. Am. Chem. Soc.*, 1955, **77**, 3031.

Paper 7/07562F

Received 20th October 1997

Accepted 12th December 1997