

Reaction of Higher Dialkyl(methylthio)boranes with Bromine: A New Synthesis of Dialkylbromoboranes¹

By Andrew Pelter,* Keith Rowe, David N. Sharrocks, Keith Smith, and Chitti Subrahmanyam, Department of Chemistry, University College of Swansea, Singleton Park, Swansea SA2 8PP

Higher dialkyl(methylthio)boranes, readily prepared *in situ* from the corresponding trialkylboranes, react rapidly at low temperature with bromine to give dialkylbromoboranes and dimethyl disulphide. Removal of the latter under reduced pressure gives a pure product in excellent yield.

As a result of the growing importance of organoboranes as synthetic reagents^{2,3} there is a need for new and better routes to 'mixed' organoboranes,⁴ and therefore for syntheses of potential intermediates. Halogenoboranes are of special significance in this context because of their central role in the interconversion of functional groups attached to boron (Scheme 1),⁵ as well as being themselves of importance in organic synthesis.^{6,7}

There are a number of methods reported for the prepara-

¹ Preliminary communication: A. Pelter, K. Rowe, D. N. Sharrocks, and K. Smith, *J.C.S. Chem. Comm.*, 1975, 531.

² G. M. L. Cragg, 'Organoboranes in Organic Synthesis,' Marcel Dekker, New York, 1973.

³ H. C. Brown, 'Organic Synthesis via Boranes,' Wiley-Interscience, New York, 1975.

⁴ For a recent review of organoborane syntheses see K. Smith, *Chem. Soc. Rev.*, 1974, **3**, 443.

⁵ A. N. Nesmeyanov and R. A. Sokolik, 'Methods of Elemento-Organic Chemistry,' North Holland, Amsterdam, 1967, vol. 1, ch. 10.

tion⁸ of organochloroboranes, BR_nCl_{3-n} ($n = 1$ or 2), although all have some disadvantages. Thus, hydroborations of alkenes with chloroborane⁹ or dichloroborane¹⁰ are limited in scope, whilst redistribution^{11,12} of BR_3 with BCl_3 , dealkylation¹³ of BR_3 with HCl, and

⁶ H. C. Brown, M. M. Midland, and A. B. Levy, *J. Amer. Chem. Soc.*, 1973, **95**, 2394.

⁷ J. Hooz, J. N. Bridson, J. G. Calzada, H. C. Brown, M. M. Midland, and A. B. Levy, *J. Org. Chem.*, 1973, **38**, 2574.

⁸ For a review of earlier syntheses of organohalogenoboranes see K. Niedenzu, *Organometallic Chem. Rev.*, 1966, **1**, 305.

⁹ H. C. Brown and N. Ravindran, *J. Amer. Chem. Soc.*, 1973, **95**, 2396.

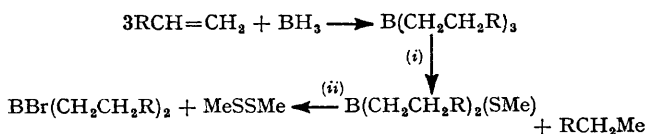
¹⁰ H. C. Brown and N. Ravindran, (a) *J. Amer. Chem. Soc.*, 1972, **94**, 2112; (b) *J. Org. Chem.*, 1973, **38**, 182; (c) *ibid.*, p. 1617.

¹¹ H. C. Brown and A. B. Levy, *J. Organometallic Chem.*, 1972, **44**, 233.

¹² R. Köster and M. A. Grassberger, *Annalen*, 1968, **719**, 169.

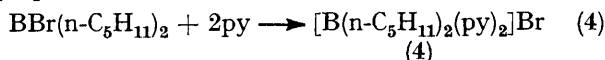
¹³ R. B. Booth and C. A. Kraus, *J. Amer. Chem. Soc.*, 1952, **74**, 1415.

Bromodi-*n*-pentylborane was treated with pyridine to give a solid derivative (4), containing all of the elements

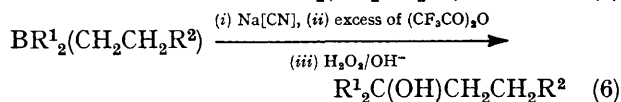
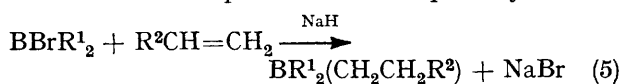


SCHEME 2 (i) MeSH (slight excess), trace of air; (ii) Br₂

of the original bromoborane [reaction (4)].¹⁷ Compound (4) is air-stable, and its microanalytical data and spectral properties are consistent with its formulation.



The procedures reported here make dialkylbromoboranes readily available for the first time. The chemistry of these species, and in particular their potential as intermediates for the synthesis of 'mixed' organoboranes, is under investigation. We have already converted some into 'mixed' organoboranes by reduction with sodium hydride in the presence of alkenes [reaction (5)],²² and have converted the products into the corresponding tertiary alcohols [reaction (6)]²³ in high yields and without appreciable redistribution. These further reactions will be reported in detail separately.



EXPERIMENTAL

Tetrahydrofuran (thf) and diethyl ether were purified by distillation from CaH₂ under N₂. Methanethiol (B. D. H., 99.5%) was transferred directly from the cylinder to make up a standard solution in thf. Bromine (B.D.H., 99%) was used without further purification. Pyridine was distilled from previously heated BaO under N₂. Trialkylboranes were prepared according to published procedures.^{3,24} All the operations were made under N₂ using syringe techniques.³

N.m.r. spectra were recorded on a Varian HA100 spectrometer and mass spectra on an A.E.I. MS9 instrument.

Preparations.—*Methylthiodi-n-hexylborane.* The method of Mikhailov *et al.*,¹⁹ somewhat modified, was employed. Tri-*n*-hexylborane was prepared²⁴ from hex-1-ene (18.7 cm³, 12.6 g, 150 mmol) and diborane (42.0 cm³ of a thf solution, 1.19 mol dm⁻³ in 'BH₃', 50 mmol of 'BH₃') in a two-necked flask (100 cm³), one neck of which was fitted with a septum-capped stopcock and the other connected *via* a three-way tap to a vacuum pump or N₂ cylinder. The mixture was stirred magnetically whilst MeSH (7.3 cm³ of a solution in thf, 8.2 mol dm⁻³, 60 mmol) was added at room temperature, then air (1 cm³) was injected to initiate a mildly exothermic reaction. More air (1 cm³) was injected after 2 h, and stirring was maintained for 12 h. All the volatile components were removed at the pump and the apparatus

* 1 mmHg \approx 13.6 \times 9.8 Pa.

²² A. Pelter, K. Rowe, and K. Smith, *J.C.S. Chem. Comm.*, 1975, 532.

²³ A. Pelter, M. G. Hutchings, K. Rowe, and K. Smith, *J.C.S. Perkin I*, 1975, 138.

was then set up for short-path distillation. The product was fractionally distilled under reduced pressure to yield methylthiodi-*n*-hexylborane, 10.96 g (96%), b.p. 90–92 °C at 0.5 mmHg (lit.,²⁵ 99–103 °C at 2 mmHg),* τ (CDCl₃) 7.85 (3 H, s), *ca.* 8.70 (20 H, m), 9.11 (6 H, sextet). The mass spectrum (direct insertion) inevitably showed many peaks due to hydrolysed product [B(n-C₆H₁₃)₂]₂O, in addition to peaks due to the thioborane; there was a strong characteristic peak at *m/e* 143 (C₆H₁₃B=SMe⁺); n_D^{20} = 1.467 (lit.,²⁵ 1.469).

Other dialkyl(methylthio)boranes. The following dialkyl(methylthio)boranes, BR₂(SMe), were prepared as described for methylthiodi-*n*-hexylborane: methylthiodi-*n*-butylborane, 89%, b.p. 43–44 °C at 1.1 mmHg (lit.,²⁰ 27 °C at 1 mmHg), *m/e* 115 for the characteristic ion, RB=SMe⁺; methylthiodi-*n*-pentylborane, 85%; b.p. 56 °C at 0.5 mmHg, *m/e* 129; methylthiodi-*n*-octylborane, 75%, b.p. 132 °C at 0.9 mmHg, *m/e* 171; dicyclopentyl(methylthio)borane, 95%, b.p. 82–84 °C at 1.3 mmHg, *m/e* 127; dicyclohexyl(methylthio)borane, 81%, b.p. 96 °C at 0.1 mmHg (lit.,²⁵ 109–110 °C at 1 mmHg), *m/e* 141, n_D^{20} = 1.518 (lit.,²⁵ 1.520), and bis(*trans*-2-methylcyclopentyl)(methylthio)borane, 95%, b.p. 116 °C at 1.5 mmHg, *m/e* 141.

Bromodi-*n*-hexylborane. Methylthiodi-*n*-hexylborane (5.70 g, 25 mmol) was placed in a two-necked flask (100 cm³) fitted with a septum-capped stopcock and attached to a vacuum pump–nitrogen cylinder arrangement as described above. The flask was protected from light with aluminium foil and the thioborane was cooled to –63 °C and stirred magnetically whilst bromine (0.65 cm³, 2.00 g, 12.5 mmol) was added dropwise over 3 min. Decolourisation was rapid up to the last drops added. The cooling bath was removed and the mixture was stirred for a further 15 min before the pressure was reduced to remove dimethyl disulphide. When removal was complete the apparatus was set up for short-path distillation under reduced pressure. Fractionation yielded bromodi-*n*-hexylborane (6.39 g, 98%), b.p. 78 °C at 0.8 mmHg, as a colourless liquid which fumed in air. Its mass spectrum (direct insertion) showed mainly peaks due to the hydrolysis product, [B(n-C₆H₁₃)₂]₂O.

An aliquot portion of the product (1.113 g, 4.26 mmol) was dissolved in thf (10 cm³) and aqueous ethanol (50%, 10 cm³) was added. A vigorous reaction resulted and the hydrolysate was titrated against 0.1 mol dm⁻³ Na[OH] to a Methyl Red end-point; titre 42.7 cm³. A second aliquot portion (1.057 g, 4.05 mmol) was oxidised with alkaline hydrogen peroxide by the standard method.²⁴ To the product mixture was added pentane (10 cm³) and hexadecane (g.c. standard, 0.500 g), and the aqueous layer was saturated with NaCl. Relative integration of the hexadecane and hexanol peaks (hexanol was a *ca.* 19 : 1 mixture of hexan-1-ol and hexan-2-ol because the original trihexylborane was prepared by hydroboration of hex-1-ene²⁴) in the gas chromatogram (1-m column of 15% Carbowax 20M on Chromosorb G at 100 °C) of the pentane layer indicated the presence of 0.823 g (8.07 mmol, 99.5%) of hexanol. The identity of the product was finally confirmed by conversion into the known methoxyboron compound (see below).

Other dialkylbromoboranes. The following dialkylbromoboranes were prepared as described for bromodi-*n*-hexylborane: bromodi-*n*-butylborane, 89%, b.p. 36–38 °C at 1.7

²⁴ H. C. Brown, 'Hydroboration,' Benjamin, New York, 1962.

²⁵ B. M. Mikhailov, T. A. Shchegoleva, V. D. Sheludyakov, and A. N. Blokhina, *Izvest. Akad. Nauk S.S.S.R., Otdel khim. Nauk*, 1963, 646.

mmHg (lit.,^{12,26} 70 °C at 10 mmHg, 65.5 °C at 6.4 mmHg); bromodi-*n*-pentylborane, 97%, b.p. 58 °C at 0.9 mmHg (lit.,²⁶ 58—60 °C at 2.1 mmHg); bromodi-*n*-octylborane, 96%, b.p. 126—128 °C at 1.5 mmHg; bromodicyclopentylborane, 82%, b.p. 68—70 °C at 1.0 mmHg; bromodicyclohexylborane, 86%, b.p. 48—52 °C at 0.002 mmHg (lit.,¹² 41—48 °C at 0.001 mmHg); and bromobis(*trans*-2-methylcyclopentyl)borane, 78%, b.p. 88 °C at 0.5 mmHg. All of these compounds gave bromine and alcohol analyses within 2 and 3% respectively of the theoretical values, and were converted into the corresponding methoxy- or hydroxy-boron compounds (see below).

Methoxydi-*n*-hexylborane. The method used was analogous to that of Brown and Ravindran.^{10a} A foil-wrapped two-necked flask (50 cm³) equipped for magnetic stirring had one neck connected via a drying tube and a three-way tap to a nitrogen or a vacuum pump and the second neck fitted with a serum-capped stopcock. Bromodi-*n*-hexylborane (1.74 g, 6.67 mmol) was introduced, cooled to 0 °C, and stirred during the addition of super-dry methanol²⁷ (0.27 cm³, 0.22 g, 6.7 mmol). Hydrogen bromide was allowed to bubble off as it formed, and after 2 min at 0 °C all traces of HBr were removed at the pump. The apparatus was set up for distillation under reduced pressure and fractionated to give methoxydi-*n*-hexylborane (1.10 g, 78%), b.p. 64 °C at 0.7 mmHg, $n_D^{20} = 1.430$ (lit.,²⁸ b.p. 72—73 °C at 2 mmHg, $n_D^{20} 1.429$). Mass spectrum (direct insertion): base peak at m/e 127, corresponding to $C_6H_{13}B^+OMe$. Gas chromatography (1-m column, 5% SE 30 on Chromosorb G, 100 °C) showed a single peak (the small amount of product with a secondary hexyl group due to the method of preparation of the original trihexylborane was not resolved under these conditions, but non-isomeric products such as hexyldimethoxyborane were shown to be absent). Hydrogen-1 n.m.r.: τ 6.42 (3 H, s, affected by addition of D₂O), *ca.* 8.8 (20 H, m), and 9.16 (6 H, t). Conventional microanalyses were difficult with these compounds which are sensitive to air; nevertheless, with care, reasonable results could be obtained, although a larger margin of error had to be allowed (Found: C, 73.8; H, 14.0. Calc. for C₁₃H₂₉BO: C, 73.6; H, 13.8%).

Other dialkyl(methoxy)boranes. The following dialkyl(methoxy)boranes were prepared as described for methoxydi-*n*-hexylborane: methoxydi-*n*-butylborane, b.p. 68—70 °C at 10 mmHg, $n_D^{20} = 1.414$ (lit.,^{10a} b.p. 56—58 °C at 5.0 mmHg, $n_D^{20} 1.414$); methoxydi-*n*-pentylborane, b.p. 48—49 °C at 1.0 mmHg, $n_D^{20} = 1.423$ (lit.,²⁹ b.p. 101—104 °C at 20 mmHg, $n_D^{20} 1.424$); methoxydi-*n*-octylborane, b.p. 108—109 °C at 0.8 mmHg, $n_D^{20} = 1.4382$, base peak in mass spectrum at m/e 155.1607 ($[M - C_8H_{17}]^+$, calc. for C₉H₂₀¹¹BO: m/e 155.1607), single peak by g.c. (Found: C, 75.3; H, 13.9. Calc. for C₁₇H₃₇BO: C, 76.1; H, 13.9%); dicyclopentyl(methoxy)borane, b.p. 71—73 °C at 0.9 mmHg, $n_D^{20} = 1.470$ (lit.,^{10a} b.p. 82—84 °C at 2 mmHg, $n_D^{20} 1.470$); and methoxybis(*trans*-2-methylcyclopentyl)borane, b.p. 96 °C at 1.0 mmHg, $n_D^{20} = 1.4837$, m/e 125.1138 ($[M - C_6H_{11}]^+$, calc. for C₇H₁₄¹¹BO: m/e 125.1138), single peak by g.c. (Found: C, 75.3; H, 12.1. Calc. for C₁₃H₂₅BO: C, 75.0; H, 12.1%).

Dicyclohexylhydroxyborane. Dicyclohexylhydroxyborane

²⁶ P. A. McCusker and J. H. Bright, *J. Inorg. Nuclear Chem.*, 1966, **28**, 2261.

²⁷ H. Lund and J. Bjerrum, *Chem. Ber.*, 1931, **64**, 210.

²⁸ B. M. Mikhailov and L. S. Vasil'ev, *Zhur. obshchei Khim.*, 1965, **35**, 925.

was prepared from bromodicyclohexylborane by a method analogous to that used in the preparation of methoxydi-*n*-hexylborane, but using water instead of methanol. The product was a solid, m.p. 54 °C (aqueous methanol) (lit.,^{30,31} 52,55 °C).

Pyridine-bromodi-*n*-pentylborane (2/1) adduct. Dry pyridine (2 cm³, 7.76 mmol) in pentane (5 cm³) was cooled to 0 °C in a flask (50 cm³) fitted with a magnetic stirrer bar and a septum-capped stopcock. Bromodi-*n*-pentylborane (1 cm³, *ca.* 5 mmol) was added dropwise over 5 min, resulting in evolution of heat and the formation of a dense white precipitate. The mixture was stirred for 30 min, and the precipitate was collected by filtration, washed with pentane (3 × 25 cm³), and dried at the pump. The solid seemed to undergo structural changes above 80 °C, but melted only at 167 °C. The mass spectrum showed major ions at m/e 153 [BC₁₀H₂₂]⁺, 80 and 82 (H⁷⁹Br and H⁸¹Br), and 79 (C₅H₅N⁺) (Found: C, 61.5; H, 8.2; N, 7.15. Calc. for C₂₀H₃₂BBrN₂: C, 61.5; H, 8.2; N, 7.15%). Hydrogen-1 n.m.r.: τ 1.34 (4 H, d, with fine structure), 1.68 (2 H, t), 2.86 (4 H, approximate t), and 8.6—8.4 (22 H, complex).

Bromodi-*n*-hexylborane directly from tri-*n*-hexylborane. Tri-*n*-hexylborane (50 mmol) was prepared and treated with methanethiol (55 mmol) as described above. After 20 h, solvent and the excess of methanethiol were removed at the pump, and the residue was cooled to -63 °C and protected from light with aluminium foil. Bromine (1.3 cm³, 4.0 g, 25 mmol) was added dropwise and the mixture was stirred for 10 min at -63 °C, after which a pale red colour still persisted. The cooling bath was withdrawn and volatiles (Br₂, MeSSMe) were removed at the pump as the mixture warmed. Distillation under reduced pressure gave bromodi-*n*-hexylborane (11.6 g, 89%), b.p. 76—78 °C at 0.8 mmHg. Bromine and alcohol analyses (see above) were satisfactory, although a small quantity of methyl *n*-hexyl sulphone was shown (g.c.) to contaminate the alcohols produced on oxidation, indicating the presence of a small amount of a sulphur-containing impurity in the bromoborane.

Bromodi-*n*-hexylborane in pentane. Methylthiodi-*n*-hexylborane (2.73 g, 11.9 mmol) in pentane (10 cm³) was cooled to -63 °C in a flask (25 cm³) equipped as described for the reaction without solvent. Bromine (0.96 g, 6 mmol) was added dropwise over 3 min and the solution was then allowed to warm to room temperature. All the volatiles, including solvent, were removed at the pump and the residue was fractionally distilled to give bromodi-*n*-hexylborane (2.79 g, 93%) the purity of which was comparable with that achieved in the absence of a solvent.

Bromodi-*n*-octylborane in diethyl ether. Methylthiodi-*n*-octylborane (1.51 g, 5.24 mmol) in diethyl ether (5 cm³) was cooled to -63 °C and treated with bromine (0.42 g, 2.62 mmol) as described for the preparation of bromodi-*n*-hexylborane in pentane. Bromodi-*n*-octylborane (1.37 g, 83%) was obtained, the purity of which was comparable with that achieved in the absence of solvent.

We thank the S.R.C. for the award of fellowships (to D. N. S. and C. S.) and of a studentship (to K. R.).

[6/829 Received, 30th April, 1976]

²⁹ H. C. Brown and A. Tsukamoto, *J. Amer. Chem. Soc.*, 1960, **82**, 746.

³⁰ H. C. Brown and S. K. Gupta, *J. Amer. Chem. Soc.*, 1971, **93**, 2802.

³¹ H. Hartmann and K. H. Birr, *Z. anorg. Chem.*, 1959, **299**, 174.