

N,N-Diethylcarbamato tertiary phosphine complexes as precursors to carbonato and carbamoyl platinum(II) derivatives ‡

Ulrich Abram,†^a Daniela Belli Dell'Amico,*^b Fausto Calderazzo,^b Lorella Marchetti^b and Joachim Strähle^a

^a Institut für Anorganische Chemie der Universität Tübingen, Auf der Morgenstelle 18, D-72076 Tübingen, Germany

^b Dipartimento di Chimica e Chimica Industriale, Università di Pisa, via Risorgimento 35, I-56126 Pisa, Italy. E-mail: belli@dcci.unipi.it

Received 18th June 1999, Accepted 1st October 1999

The complexes *cis*-Pt(O₂CNEt₂)₂(PR₃)₂ (R = Ph, Et) and Pt(O₂CNEt₂)₂(DPPE) [DPPE = 1,2-bis(diphenylphosphino)ethane] were prepared by the reaction of the corresponding phosphino-chloro complexes of platinum with Ag(O₂CNEt₂). The new *N,N*-diethylcarbamato complexes are excellent precursors for the high-yielding preparation of the corresponding carbonato derivatives Pt(CO₃)(PR₃)₂ or Pt(CO₃)(DPPE) by reaction with a stoichiometric amount of water. The carbamato complex *cis*-Pt(O₂CNEt₂)₂(PPh₃)₂ reacts with CO producing the carbamoyl derivative *cis*-Pt[C(O)NEt₂]₂(PPh₃)₂. The chloro-carbamoyl complex, prepared by reacting *cis*-PtCl₂(PPh₃)₂ with NHET₂ and CO, and recrystallized from toluene as the solvated species *trans*-PtCl[C(O)NEt₂](PPh₃)₂·2 C₆H₅Me has been structurally characterized.

Introduction

Several metal *N,N*-dialkylcarbamato complexes have been prepared in recent years with an important contribution from our laboratories,^{1–5} and the reactivity of these compounds has been studied. Protic reagents usually attack these derivatives with evolution of CO₂. Formation of sulfido-,⁶ μ-oxo-,⁷ acetato-,⁸ acetylacetonato-⁹ or halogeno-^{6b,8,9} complexes, by reaction with H₂S, water, acetic acid, acetylacetone or hydrogen halides, respectively, exemplifies this type of reactivity. In addition, acidic silanol functionalities on amorphous silica react with formation of surface-bonded silicato metal complexes.^{3–5}

The reactivity of *N,N*-dialkylcarbamato metal complexes towards CO was studied for some copper(I) and silver(I) derivatives of this class:² with copper, the reversible formation of a carbonyl-carbamato derivative, in equilibrium with the precursor, was established, while the silver complex undergoes reduction to metal with concomitant mono- or bi-electronic oxidation of CO to oxamide (CONET₂)₂ or to carbamic anhydride O(CONET₂)₂, respectively, depending on the reaction conditions. The intermediate formation of carbamoyl silver complexes was suggested.

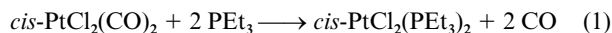
N,N-Dialkylcarbamato complexes of platinum(II) have already been reported and *trans*-Pt(O₂CNEt₂)₂(NHET₂)₂ was found⁴ to be isotypical with the analogous palladium derivative¹⁰ and was used for platinum implantation on silica.⁴

In this paper some new *N,N*-dialkylcarbamato complexes of platinum(II) with tertiary phosphines as ancillary ligands are reported, together with their use as precursors to carbonato complexes, by reaction with water, or to bis(carbamoyl) complexes, by reaction with CO.

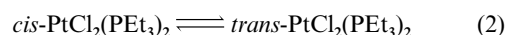
Results and discussion

Syntheses and characterization

The platinum *N,N*-diethylcarbamato complexes were prepared using the platinum complexes *cis*-PtCl₂P*₂ [P*₂ = (PPh₃)₂, (PEt₃)₂ or DPPE] as starting materials. The triethylphosphine derivative *cis*-PtCl₂(PEt₃)₂ was prepared from *cis*-PtCl₂(CO)₂ and PEt₃ in toluene, see eqn. (1).

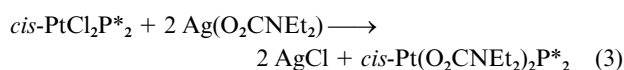


Under these conditions, an equilibrium between the *cis* and the more soluble *trans* isomer is achieved; in the presence of CO, see eqn. (2), the partially soluble *cis* isomer can thus be



obtained in yields as high as 75%, if care is taken to use limited amounts of solvent.

The reaction of the *cis*-phosphino-chloro complexes of platinum with Ag(O₂CNEt₂)^{2,11} affords *cis*-Pt(O₂CNEt₂)₂P*₂, see eqn. (3). The use of the silver derivative as chloride scavenger



was dictated by the failure of carbamate to substitute the chloride using the NHET₂/CO₂ system. The high Pt–Cl bond energy¹² is probably responsible for this behaviour; in fact, chloride substitution in *cis*-PtCl₂P*₂ should be kinetically feasible in view of the high *trans* effect of the tertiary phosphine ligands.

All three carbamato derivatives are microcrystalline colourless products and are very sensitive to moisture being converted to the corresponding carbonato complexes (see below). They were characterized by determining the CO₂ content upon treatment with acetic acid in toluene, and by IR and NMR spectroscopies.

† Present address: Forschungszentrum Rossendorf, Institute of Radiochemistry, c/o Dresden University of Technology, Institute of Analytical Chemistry, D-01062 Dresden, Germany.

‡ Supplementary data available: rotatable 3-D crystal structure diagram in CHIME format. See <http://www.rsc.org/suppdata/dt/1999/4093/>

Table 1 ^1H and ^{13}C NMR spectra of *cis*-Pt(O₂CNEt₂)₂P*₂, Pt(CO₃)(PEt₃)₂, *cis*-Pt[C(O)NEt₂]₂(PPh₃)₂ and *trans*-PtCl[C(O)NEt₂](PPh₃)₂^a

	^1H	^{13}C
<i>cis</i> -Pt(O ₂ CNEt ₂) ₂ (PPh ₃) ₂	1.1 (t, CH ₃ CH ₂ N); 3.2 (q, CH ₃ CH ₂ N); 6.9 (m) and 7.8 m (aromatic protons) ^b	14.9 s (CH ₃ CH ₂ N); 42.1 s (CH ₃ CH ₂ N); 128.0 m, 130.3 s and 135.4 m (aromatic carbons); 161.4 s (CO ₂ N) ^b
<i>cis</i> -Pt(O ₂ CNEt ₂) ₂ (DPPE)	0.9 t (CH ₃ CH ₂ N); 2.1 m ¹⁶ (PCH ₂ CH ₂ P); 3.0 q (CH ₃ CH ₂ N); 7.4–8.0 m (aromatic protons) ^c	
<i>cis</i> -Pt(O ₂ CNEt ₂) ₂ (PEt ₃) ₂	0.9 m (CH ₃ CH ₂ P); 1.3 t (CH ₃ CH ₂ N); 1.5 m (CH ₃ CH ₂ P); 3.5 q (CH ₃ CH ₂ N) ^b	7.9 (CH ₃ CH ₂ P; $J_{\text{Pt-C}} = 24.8$); 14.9 s (CH ₃ CH ₂ N); 15.2 m (CH ₃ CH ₂ P); 41.8 s (CH ₃ CH ₂ N); 161.3 ($\Delta\nu_{1/2} = 6.5$ Hz) ^b
Pt(CO ₃)(PEt ₃) ₂	1.2 m (CH ₃ CH ₂ P); 1.8 m (CH ₃ CH ₂ P) ^c	8.2 (CH ₃ CH ₂ P; $J_{\text{Pt-C}} = 25.3$); 16.1 m (CH ₃ CH ₂ P); 168.1 t (O ₃ C; $J_{\text{Pt-C}} = 3.7$, $J_{\text{Pt-C}} = 60.0$) ^c
<i>cis</i> -Pt[C(O)NEt ₂] ₂ (PPh ₃) ₂	0.8 t and 1.0 t (CH ₃ CH ₂ N); 2.1 m, 2.7 m, 3.2 m and 4.7 m (CH ₃ CH ₂ N); 7.1–7.5 m (aromatic protons) ^d	14.1 s and 14.2 s (CH ₃ CH ₂ N); 38.8 ($J_{\text{Pt-C}} = 18$) and 44.0 ($J_{\text{Pt-C}} = 27$) (CH ₃ CH ₂ N); 127.3 m, 129.3 s and 134.5 m (aromatic carbons); 187.3 dd ($J_{\text{C-P trans}} = 127$, $J_{\text{C-Pt cis}} = 15.2$, $J_{\text{Pt-C}} = 1140$) (C(O)NEt ₂) ^e
<i>trans</i> -PtCl[C(O)NEt ₂](PPh ₃) ₂	0.5 t and 0.9 t (CH ₃ CH ₂ N); 2.6 q and 4.0 q (CH ₃ CH ₂ N); 7.7 m and 8.1 m (aromatic protons) ^d	13.7 s and 14.1 s (CH ₃ CH ₂ N); 39.7 ($J_{\text{Pt-C}} = 19.3$) and 43.8 ($J_{\text{Pt-C}} = 35$) (CH ₃ CH ₂ N); 128.3 m, 130.6 s and 135.3 m (aromatic carbons); 168.4 t ($J_{\text{Pt-C}} = 1127$; $J_{\text{Pt-C}} = 5.5$) (C(O)NEt ₂) ^e

^a δ in ppm; from SiMe₄ (J/Hz). ^b In C₆D₆. ^c In CD₂Cl₂. ^d In CDCl₃. ^e In CH₂Cl₂ + C₆D₆.

Table 2 ^{31}P and ^{195}Pt NMR spectra of *cis*-Pt(O₂CNEt₂)₂P*₂, Pt(CO₃)P*₂, *cis*-Pt[C(O)NEt₂]₂(PPh₃)₂ and *trans*-PtCl[C(O)NEt₂](PPh₃)₂^a

	^{31}P	^{195}Pt ($J_{\text{Pt-P}}$)
<i>cis</i> -Pt(O ₂ CNEt ₂) ₂ (PPh ₃) ₂	8.0 ^b	−4026 t (3850) ^b
<i>cis</i> -Pt(O ₂ CNEt ₂) ₂ (DPPE)	31.1 ^c	−4259 t (3800) ^c
<i>cis</i> -Pt(O ₂ CNEt ₂) ₂ (PEt ₃) ₂	1.3 ^b	−4125 t (3680) ^b
Pt(CO ₃)(PPh ₃) ₂	8.6 ^c	−4066 t (3700) ^d
Pt(CO ₃)(DPPE)	34.2 ^c	−4360 t (3520) ^c
Pt(CO ₃)(PEt ₃) ₂	4.9 ^c	−4234 t (3460) ^d
<i>cis</i> -Pt[C(O)NEt ₂] ₂ (PPh ₃) ₂	14.6 ^b	−4405 t (1790) ^b
<i>trans</i> -PtCl[C(O)NEt ₂](PPh ₃) ₂	22.0 ^c	−4189 t (3300) ^d

^a δ in ppm; from 85% H₃PO₄ for ^{31}P and H₂PtCl₆ in D₂O for ^{195}Pt (J/Hz). ^b In C₆D₆. ^c In CD₂Cl₂. ^d In CDCl₃.

The IR spectra of the carbamate complexes were always contaminated by the bands due to the carbonato derivatives because of the fast hydrolysis during the preparation of the mulls in spite of the precautions taken. The bands due to the carbonato group were subtracted, once their position had been established by preparation of and comparison with authentic samples (see below). The carbamate complexes are characterized by an intense band in the 1600–1560 cm^{−1} region associated with the O₂CNEt₂ ligand, in agreement with the literature data for the non-homoleptic derivatives of platinum(II) *trans*-PtH(O₂CNHPH)(PEt₃)₂^{13a} and *trans*-PtPh(O₂CNH₂)(PCy₃)₂ reporting carbamate bands at 1620 cm^{−1}.^{13b}

The NMR spectra, see ^1H , ^{13}C , ^{31}P and ^{195}Pt data in Tables 1 and 2, support the proposed composition and structure of the compounds.

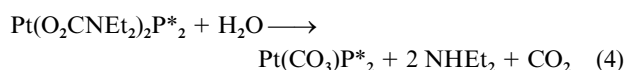
The ^{13}C resonances of the O₂CN carbon are at about δ 160, as usually found in diamagnetic *N,N*-dialkylcarbamato complexes.^{1b,2,3} The observation of single methyl and methylene resonances at room temperature is attributed to free rotation about the O₂C–NEt₂ bond. The ^{195}Pt resonances are in the range typical for platinum(II) derivatives¹⁴ and the Pt–P coupling constants (about 3800 Hz) are in agreement with the *cis*-structure of the products.¹⁵

Reactivity

The *N,N*-dialkylcarbamato complexes are extremely moisture-sensitive as is evidenced by their ready conversion into carbonato complexes, Pt(CO₃)P*₂, in good yields. Molecular platinum carbonato derivatives have been described in the literature: they have been most frequently encountered serendipitously, by contact of some precursors with air and/or moisture. For example, Pt(CO₃)(P^{*i*}Pr₃)₂ resulted^{17c} from an attempt to crystallize the corresponding hydride; Pt(CO₃)(PPh₃)₂ was obtained^{17a,e} in an

attempted synthesis of PtH₂(PPh₃)₂, while Pt(CO₃)(PEt₃)₂ was produced during the recrystallization of *trans*-PtH(CH₂CN)(PEt₃)₂.^{17d} More recently, the compound Pt(CO₃)(PMe₃)₂·2H₂O was obtained^{17f} by exposure to air (specifically, to carbon dioxide) of the precursor *cis*-Pt(OH)₂(PMe₃)₂·*n*H₂O; moreover, carbonato complexes of platinum(II) were prepared from the corresponding chloride by treatment with Ag₂CO₃ in the presence of water in dichloromethane as medium.^{17g}

Metal carbamate complexes usually undergo partial hydrolysis producing oxo⁷ rather than carbonato derivatives with some exceptions, as for instance in the case of silver.² It is reasonable to assume that the formation of metal carbonato complexes is associated with the relatively strong basicity of the hydroxide or oxide, which are presumably the primary products of the hydrolytic process. The reaction of toluene solutions of *cis*-Pt(O₂CNEt₂)₂P*₂ with the stoichiometric amount of water, see eqn. (4), dissolved in THF, gave good to excellent yields



(79–94%) of Pt(CO₃)P*₂. The reaction is fast and the generally partially soluble products were recovered by filtration.

The carbonato complexes are characterized by two or three bands in the range between 1630 and 1685 cm^{−1} (see Experimental section), where the stretching vibration of the C–O bond not involved in coordination to platinum is expected. This finding is in agreement with the literature data on bidentate carbonato complexes;^{17b,f,g} the higher multiplicity with respect to what is expected on the basis of the local symmetry may be due to crystalline effects (the IR spectra were measured as Nujol mulls).

The ^{13}C NMR spectrum (see Table 1) of the more soluble carbonato complex, Pt(CO₃)(PEt₃)₂, exhibits an O₃C resonance accompanied by satellites due to coupling with ^{195}Pt (60 Hz).

The bidentate nature of the carbonato ligand was confirmed by an X-ray diffraction experiment on a single crystal of Pt(CO₃)(PPh₃)₂·2CHCl₃,^{17h} which showed no novel structural features with respect to other structurally established carbonato complexes of platinum(II).^{17a–g}

The carbonato complexes Pt(CO₃)(PR₃)₂ (R = Ph, Et) react with MeI forming (MeO)₂CO and PtI₂(PR₃)₂. The reactions are moderately fast (12–20 h) at room temperature and can be followed by IR and NMR spectroscopies. A recent review article^{18a} dealing with organic carbonates summarizes their preparation from metal carbonates. Alkylation with alkyl halides can be carried out using phase-transfer catalysts.^{18b,c} Our complexes have a moderate or good solubility in organic solvents, an attribute which is presumably responsible for their

successful reaction under mild conditions in the absence of a catalyst.

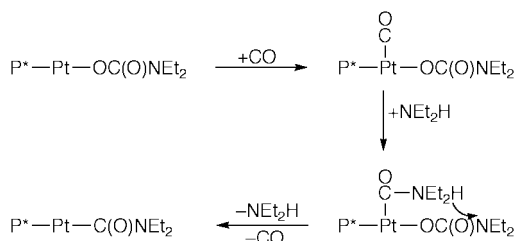
The reaction of the bis(triphenylphosphino) derivative *cis*-Pt(O₂CNEt₂)₂(PPh₃)₂ in toluene with CO at atmospheric pressure and at room temperature afforded the carbamoyl compound *cis*-Pt[C(O)NEt₂]₂(PPh₃)₂ as the main product, see eqn. (5). No intermediate carbonyl complexes could be



detected spectroscopically, although pre-coordination of carbon monoxide to platinum is assumed to occur in order to explain the observed formation of the product. The carbamoyl complex *cis*-Pt[C(O)NEt₂]₂(PPh₃)₂ is a nearly colourless solid, stable in air for some hours, sparingly soluble in toluene, soluble in chloroalkanes with slow decomposition. It is moderately stable under CO, undergoing slow reduction to platinum(0) complexes, see below.

The IR spectrum of the product of reaction (5) shows a band at 1547 cm⁻¹, attributed to the carbamoyl carbonyl stretching vibration, in agreement with literature data on other platinum(II) carbamoyl species, for example Pt(CONR₂)₂(PPh₂R')₂ [R = Me, Et; R' = Ph].¹⁹

The reaction may proceed through attack at pre-coordinated CO by free amine, the latter originating from fortuitous hydrolysis, followed by protonation of the carbamato ligand to produce CO₂ and amine, see Scheme 1.



Scheme 1 P* = PPh₃; only two mutually *trans* ligands are shown.

The simplicity of the ³¹P and ¹⁹⁵Pt NMR spectra, see Table 2, excludes the presence of relevant quantities of isomeric products. The ¹H NMR spectrum of the product of reaction (5) in CDCl₃ as solvent displays two triplets at δ 0.8 and 1.0 attributed to the methyl protons of the carbamoyl groups and four multiplets at δ 2.1, 2.7, 3.2, and 4.7 attributed to the methylene protons and a series of multiplets between δ 7.1 and 7.5 due to the aromatic protons. The number of resonances arising from the carbamoyl fragment suggests hindered rotation about the OC–NEt₂ bond, which causes the methyl and the methylene groups to be non-equivalent, as observed earlier for other platinum carbamoyl complexes.²⁰ Consistent with this assumption, the ¹³C NMR spectra show two signals at δ 14.1 and 14.2, assigned to the methyl carbons and two signals at δ 38.8 and 44.0 for the methylene carbons; the latter resonances exhibit satellites due to ¹³C–¹⁹⁵Pt coupling, see Experimental section. It is noteworthy that the signal due to CONEt₂ in the ¹³C spectrum appears as a doublet of doublets, owing to coupling with the ³¹P nuclei: this pattern proves the *cis* geometry of the complex in solution. The signal is accompanied by a pair of satellites, due to coupling with the ¹⁹⁵Pt nucleus.

Platinum(II) carbamoyl complexes are reported in the literature, being prepared by one of the following routes: (a) from metal carbonyl (neutral or cationic) complexes and secondary amine;^{20,21} (b) from PtCl₂L₂, CO and NHR₂;¹⁹ (c) by oxidative addition of carbamoyl chloride to platinum(0) complexes.^{21a}

The interest in carbamoyl complexes is largely related to their possible intermediacy in some important catalytic processes, such as the production of isocyanates or formamides or ureas from amines and CO.²²

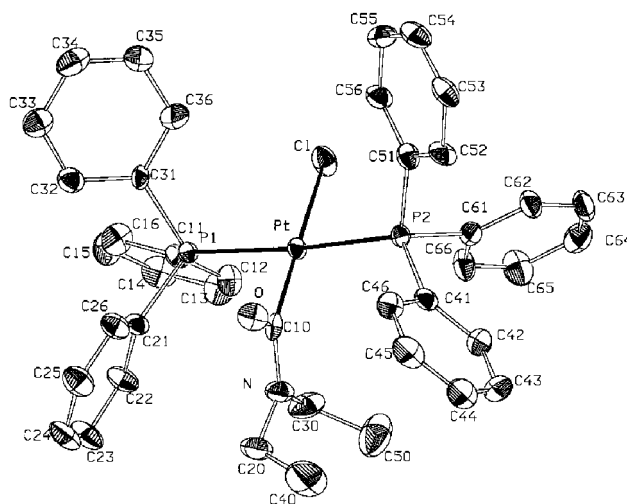
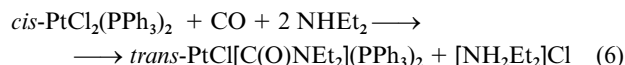


Fig. 1 The molecular structure of *trans*-PtCl[C(O)NEt₂](PPh₃)₂.

At variance with earlier findings,^{19a} and in agreement with the results by Vasapollo *et al.*,^{19b} we find that the chloride mono-substitution product can be isolated. As a matter of fact, the reaction of *cis*-PtCl₂(PPh₃)₂ with CO and NHEt₂, carried out at room temperature and at atmospheric pressure of carbon monoxide, see eqn. (6), produces *trans*-PtCl[C(O)NEt₂](PPh₃)₂ in relatively high yield.



The IR and NMR spectra of *trans*-PtCl[C(O)NEt₂](PPh₃)₂, see Experimental section and Tables 1 and 2, exhibit the expected features: the ¹³C and ¹H NMR spectra show the non-equivalence of the carbamoyl ethyl groups, while the ¹³C resonance of CONEt₂ at δ 168.4 is a triplet, as expected for the *trans* isomer, due to coupling with the two equivalent phosphorus nuclei.

The chloro-carbamoyl derivative reacts further and slowly with CO/NHEt₂ forming *cis*-Pt[C(O)NEt₂]₂(PPh₃)₂: at room temperature a 9.1 × 10⁻³ M solution of *trans*-PtCl[C(O)NEt₂](PPh₃)₂ reacts with an equimolar quantity of NHEt₂ in the presence of CO at atmospheric pressure, converting approximately half of the platinum complex in 20 days. The consecutive formation of *trans*-PtCl[C(O)NEt₂](PPh₃)₂ and *cis*-Pt[C(O)NEt₂]₂(PPh₃)₂ from *cis*-PtCl₂(PPh₃)₂ is consistent with a thermodynamically driven isomer formation in each step: the free ligands (NHEt₂, CO) in solution presumably catalyze the geometrical isomerization, as frequently observed in square-planar d⁸ complexes.²³

cis-Pt[C(O)NEt₂]₂(PPh₃)₂ decomposes slowly under CO to Pt(CO)₂(PPh₃)₂. Our attempts to detect the reductant and its fate led to the characterization of diethylformamide and CO₂ in the reaction mixture: these findings support the hypothesis that a water-assisted reduction by CO is involved. The process could proceed by coordination of carbon monoxide to platinum, followed by nucleophilic attack by water (see Scheme 2), proton transfer and loss of both CO₂ and HC(O)NEt₂.

X-Ray diffractometry of *trans*-PtCl[C(O)NEt₂](PPh₃)₂

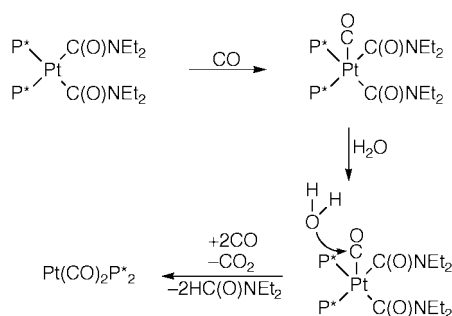
The chloro-carbamoyl complex *trans*-PtCl[C(O)NEt₂](PPh₃)₂ was structurally characterized and the molecular structure is reported in Fig. 1.

The mononuclear complex shows the usual square-planar coordination around platinum(II), one chlorine, one carbon and two mutually *trans* phosphorus atoms constituting the chemical environment of the metal. The most relevant bond distances and angles are reported in Table 3.

Angles around platinum are about 90° and 180°, the

Table 3 Selected bond lengths (Å) and angles (°) for *trans*-PtCl[C(O)NEt₂](PPh₃)₂·2C₆H₅Me with e.s.d.s in parentheses

Pt–C10	2.018(8)	N–C30	1.460(12)
Pt–P1	2.311(2)	P1–C11	1.809(8)
Pt–P2	2.309(2)	P1–C21	1.840(8)
Pt–Cl	2.425(2)	P1–C31	1.841(8)
C10–O	1.204(10)	P2–C41	1.826(8)
C10–N	1.375(10)	P2–C51	1.834(8)
N–C20	1.442(12)	P2–C61	1.826(8)
C10–Pt–P1	87.7(2)	N–C30–C50	115.1(9)
C10–Pt–P2	91.3(2)	C11–P1–C21	102.9(4)
P1–Pt–P2	172.11(7)	C11–P1–C31	105.5(3)
C10–Pt–Cl	175.6(2)	C21–P1–C31	103.1(4)
P1–Pt–Cl	90.88(7)	C11–P1–Pt	115.9(3)
P2–Pt–Cl	90.68(7)	C21–P1–Pt	116.4(3)
O–C10–N	120.4(7)	C31–P1–Pt	111.7(2)
O–C10–Pt	122.3(6)	C41–P2–C51	102.2(4)
N–C10–Pt	117.3(6)	C41–P2–C61	103.1(4)
C10–N–C20	119.3(8)	C51–P2–C61	104.5(4)
C10–N–C30	122.9(7)	C41–P2–Pt	118.0(3)
C20–N–C30	117.8(8)	C51–P2–Pt	112.7(3)
N–C20–C40	116.4(9)	C61–P2–Pt	114.6(3)



Scheme 2 P* = PPh₃.

maximum deviation being 7.9°. The carbamoyl group is substantially planar, as expected for a sp² hybridization of the carbon atom; electronic delocalization extends to the nitrogen atom, as evidenced by the N–C10 distance (1.37 Å) being shorter than the other N–C distances in the compound (1.44 and 1.46 Å) and by the geometry around the nitrogen atom characterized by bond angles close to 120°. The two Pt–P distances are equal and in the range of those usually found for a Pt–P bond with reciprocally *trans* phosphorus ligands.²⁴ The Pt–Cl bond is longer [2.425(2) Å] than those usually found in complexes of platinum(II) with terminal chloride (Cl_t) groups: by comparison of 293 cases, the average Pt–Cl_t distance is 2.323(38) Å (the distances in the upper quartile being longer than 2.349 Å).²⁵ Nevertheless, it is similar to that observed for the Pt–Cl bond *trans* to the carbamoyl group in the anionic complex²⁰ $\text{cis-}[\text{PtCl}_2\{\text{C}(\text{O})\text{N}^-\text{Pr}_2\}(\text{CO})]^-$, 2.404(9) Å. The Pt–C(O)NR₂ distance of 2.018 Å is in the range of those observed in $\text{cis-}[\text{PtCl}_2\{\text{C}(\text{O})\text{N}^-\text{Pr}_2\}(\text{CO})]^-$,²⁰ *trans*-Pt(COCOPh)[C(O)NEt₂](PPh₃)₂²⁶ and *trans*-Pt(COCO₂Me)[C(O)NEt₂](PPh₃)₂.²⁶

Conclusions

Bis(carbamato)platinum(II) complexes having phosphines as ancillary ligands have been prepared in the course of this work: they react readily with water forming carbonato complexes. Quite often hydrolysis of metal carbamato complexes leads to oxo derivatives:⁷ it is reasonable that carbonato- instead of oxo-derivatives are formed (as observed here and in the case of silver²) when the corresponding metal oxides are basic in nature.

The reaction of *cis*-Pt(PPh₃)₂(O₂CNEt₂)₂ with carbon monoxide yields the bis(carbamoyl) complex *cis*-Pt(PPh₃)₂[C(O)NEt₂]₂; the product decomposes slowly under CO affording

Pt(PPh₃)₂(CO)₂, HC(O)NEt₂ and CO₂. In previous work the silver derivative Ag(O₂CNEt₂) has been reported to react with CO producing silver metal and [C(O)NEt₂]₂ and/or O[C(O)NEt₂]₂.² The formation of a transient metal carbamoyl species was suggested, followed by reductive elimination of the appropriate fragments. This hypothesis is now supported by the results discussed in this paper, namely the isolation of the platinum carbamoyl derivative. The stronger M–C bond energy in the case of platinum with respect to silver may explain the different behaviour.

Experimental

All of the operations were carried out under an inert atmosphere of prepurified nitrogen. Solvents were dried by conventional methods prior to use. IR spectra were recorded with a 1725X FT-IR or 283 model Perkin-Elmer spectrophotometer in solutions or Nujol or polychlorotrifluoroethylene (PCTFE) mulls prepared under rigorous exclusion of moisture and air. ¹H, ¹³C, ³¹P and ¹⁹⁵Pt NMR spectra were recorded with a Varian Gemini 200 BB spectrometer; chemical shifts are reported in ppm vs. SiMe₄ for ¹H and ¹³C, vs. 85% H₃PO₄ and H₂PtCl₆ in D₂O for ³¹P and ¹⁹⁵Pt, respectively. The GC-MS analyses were performed with a Varian 3400 gas chromatograph with SPB-5 capillary columns (30 m × 0.22 mm) coupled to a Finnigan TSQ 700 instrument, 70 eV electronic impact. The CO₂ content of the carbamates was determined by gas-volumetric measurements after decomposition with CH₃CO₂H in toluene.

The following complexes were prepared according to literature procedures: Ag(O₂CNEt₂),¹¹ *cis*-PtCl₂(PPh₃)₂,²⁷ PtCl₂(DPPE)²⁸ and *cis*-PtCl₂(CO)₂.²⁹ The triethylphosphino derivative *cis*-PtCl₂(PET₃)₂ was prepared from *cis*-PtCl₂(CO)₂ (1.85 g, 5.75 mmol) and PET₃ (1.36 g, 11.51 mmol) in 125 cm³ of toluene by carbonyl substitution rather than by chloride displacement³⁰ from [PtCl₄]²⁻. Evolution of CO was observed during the reaction, accompanied by the formation of the compound as a colourless solid, which was collected by filtration and dried *in vacuo* (75% yield, with correct elemental analysis). IR (PCTFE, CaF₂ disks; Nujol, KBr disks): 2968m, 2933w, 2874w, 1466w, 1417m, 1370w, 1040m and 769m cm⁻¹. IR (Nujol, polyethylene disks): ν(PtCl)³¹ 296 and 272 cm⁻¹. ³¹P NMR (CD₂Cl₂): δ 11.1 (singlet with two satellites, J(Pt–P) = 3500 Hz). ¹⁹⁵Pt NMR (CD₂Cl₂): δ 4466 (t, J(Pt–P) = 3500 Hz).

Syntheses

***cis*-Pt(O₂CNEt₂)₂(PPh₃)₂ 1.** To a stirred suspension of *cis*-PtCl₂(PPh₃)₂ (9.04 g, 11.43 mmol) in toluene (350 cm³) Ag(O₂CNEt₂) (5.13 g, 22.90 mmol) was added at room temperature. The mixture was stirred for about 3 h (negative test for chloride in solution) and then filtered to remove the precipitate of AgCl. The brown solution was evaporated to dryness to give a light brown product, which was suspended in heptane and recovered by filtration and drying *in vacuo* (8.45 g; 78% yield). The product is extremely sensitive to moisture (Found: CO₂, 9.3. C₄₆H₅₀N₂O₄P₂Pt requires CO₂, 9.2%). NMR data are reported in Tables 1 and 2. IR (PCTFE, CaF₂ disks; Nujol, KBr disks): 3075w, 3052m, 3024w, 1600s, 1569s, 1466s, 1440s, 1408s, 1289s, 1192s, 1098s, 705s, 693s and 532s cm⁻¹.

***cis*-Pt(O₂CNEt₂)₂(PET₃)₂ 2.** This compound, a colourless solid very sensitive to moisture (4.50 g, 72% yield), was synthesized similarly to compound 1 previously described, starting from *cis*-PtCl₂(PET₃)₂ (4.75 g, 9.46 mmol) and Ag(O₂CNEt₂) (4.21 g, 18.79 mmol) in toluene (300 cm³) (Found: CO₂, 13.0. C₂₂H₄₀N₂O₄P₂Pt requires CO₂, 13.3%). NMR data are reported in Tables 1 and 2. IR (PCTFE, CaF₂ disks; Nujol, KBr disks): 2968m, 2933w, 2874w, 1563w, 1494s, 1260m, 1200s, 1035s, 774s and 757s cm⁻¹.

***cis*-Pt(O₂CNEt₂)₂(DPPE) 3.** This compound was synthesized

from PtCl₂(DPPE) (1.32 g, 1.99 mmol) and Ag(O₂CNEt₂) (0.89 g, 3.97 mmol) in toluene (60 cm³) as a colourless solid extremely sensitive to moisture (75% yield). NMR data are reported in Tables 1 and 2. IR (PCTFE, CaF₂ disks; Nujol, KBr disks): 3055w, 2925w, 1601s, 1572 (sh), 1407s, 1294s, 1280s, 1228m and 1206m cm⁻¹.

Pt(CO₃)(PPh₃)₂·C₆H₅Me, 4: by hydrolysis of Pt(O₂CNEt₂)₂(PPh₃)₂. To a solution of Pt(O₂CNEt₂)₂(PPh₃)₂ (1.00 g, 1.05 mmol) in toluene (100 cm³) 1.0 cm³ of a 1.05 M solution of H₂O in THF (1.05 mmol of H₂O) was added. Immediately the colourless product precipitated out. The suspension was filtered, the solid was dried *in vacuo* and identified as Pt(CO₃)(PPh₃)₂·C₆H₅Me (0.72 g, 79% yield) (Found: C, 60.2; H, 4.3. C₄₄H₃₈O₃P₂Pt requires C, 60.6; H, 4.4%). NMR data are reported in Table 2. IR (PCTFE, CaF₂ disks; Nujol, KBr disks): 3075w, 3052m, 3024w, 1685s, 1628m-w, 1437m, 1249m, 1098m-s, 982m, 756m, 744m and 692s cm⁻¹.

Pt(CO₃)(PEt₃)₂ 5. This complex was synthesised in an identical fashion to **4** by hydrolysis of Pt(O₂CNEt₂)₂(PEt₃)₂ (94% yield) (Found: C, 31.3; H, 6.2%. C₁₃H₃₀O₃P₂Pt requires C, 31.8; H, 6.2%). NMR data are in Tables 1 and 2. IR (PCTFE, CaF₂ disks; Nujol, KBr disks): 2965m, 2933w, 2874w, 1661s, 1636s, 1614m, 1412m, 1198m, 1051m and 1038m cm⁻¹.

Pt(CO₃)(DPPE) 6. This complex was synthesised by hydrolysis of Pt(O₂CNEt₂)₂(DPPE) in 92% yield (Found: C, 49.2; H, 3.6. C₂₇H₂₄O₃P₂Pt requires C, 49.6; H, 3.7%). NMR data are in Table 2. IR (PCTFE, CaF₂ disks; Nujol, KBr disks): 3055w, 2925w, 1662s, 1620s, 1438s, 1108m, 693m and 535s cm⁻¹.

Reactions

Pt(CO₃)(PPh₃)₂ with MeI. The reaction of the triphenylphosphine derivative is reported in detail, similar results being obtained with Pt(CO₃)(PEt₃)₂. Pt(CO₃)(PPh₃)₂ (0.81 g, 0.93 mmol) was dissolved in MeI (8 cm³). The brown solution quickly turned yellow and a yellow solid precipitated out. The progress of the reaction was monitored by IR spectroscopy through the intensity of the (MeO)₂CO band (1754 cm⁻¹). After 20 h stirring at room temperature, the solid was filtered off, dried *in vacuo* and identified as PtI₂(PPh₃)₂ by IR spectroscopy (53% yield).

cis-Pt(O₂CNEt₂)₂(PPh₃)₂ with CO: synthesis of cis-Pt[C(O)NEt₂]₂(PPh₃)₂ 7. A suspension of cis-Pt(O₂CNEt₂)₂(PPh₃)₂ (2.3 g, 2.42 mmol) in toluene (50 cm³) was stirred at room temperature under CO at atmospheric pressure. The reaction was monitored by ³¹P NMR spectroscopy. After 18 h all of the original product had reacted and no further change was observed. The colourless carbamoyl derivative was collected by filtration and dried *in vacuo* (1.16 g, 52% yield) (Found: C, 60.5; H, 5.5; N, 2.6. C₄₆H₅₀N₂O₂P₂Pt requires C, 60.1; H, 5.5; N, 3.0%). IR (PCTFE, CaF₂ disks; Nujol, KBr disks): 3055w, 2963w, 2927w, 1547s, 1462s, 1441s, 1310m, 1239m, 1097s, 745m, 733m and 698m cm⁻¹. The NMR data are in Tables 1 and 2.

cis-Pt[C(O)NEt₂]₂(PPh₃)₂ under CO. A solution of cis-Pt[C(O)NEt₂]₂(PPh₃)₂ (0.100 g, 0.11 mmol) in CH₂Cl₂ (5 cm³) was stirred at room temperature under CO (*p* = 1 atm). The reaction was monitored by IR spectroscopy. After 24 h IR bands at 3320 (CO₂), 1990 and 1946 [Pt(CO)₂(PPh₃)₂] and 1667 cm⁻¹ [HC(O)NEt₂] were observed. The intensities of these bands increased irregularly in the time with concomitant decrease of the bands due to cis-Pt[C(O)NEt₂]₂(PPh₃)₂. The reaction mixture was analyzed by GC-MS which confirmed the presence of HC(O)NEt₂.

Table 4 Data collection and processing parameters for *trans*-PtCl[C(O)NEt₂](PPh₃)₂·2C₆H₅Me

Empirical formula	C ₅₅ H ₅₆ ClN ₂ O ₂ Pt
<i>M</i>	1039.49
<i>T</i> /K	203(2)
Crystal system	Triclinic
Space group	<i>P</i> $\bar{1}$
<i>a</i> /Å	10.739(3)
<i>b</i> /Å	12.428(5)
<i>c</i> /Å	17.982(3)
<i>a</i> ^o	96.75(2)
<i>β</i> ^o	91.82(2)
<i>γ</i> ^o	95.62(3)
<i>V</i> /Å ³	2369.6(12)
<i>Z</i>	2
<i>μ</i> /mm ⁻¹	3.124
Crystal size/mm	0.2 × 0.2 × 0.2
Reflections collected	11976
Independent reflections	10309 [<i>R</i> _{int} = 0.0257]
Reflections observed	8657
Final <i>R</i> indices [<i>I</i> > 2σ(<i>I</i>)]	<i>R</i> ₁ = 0.0499, <i>wR</i> ₂ = 0.1314

cis-PtCl₂(PPh₃)₂ with CO and NHEt₂: synthesis of trans-PtCl[C(O)NEt₂](PPh₃)₂ 8. A suspension of cis-PtCl₂(PPh₃)₂ (3.20 g, 4.05 mmol) in toluene (200 cm³) was saturated with CO at atmospheric pressure and NHEt₂ (5 cm³, 48.27 mmol) was added. After 48 h stirring at room temperature, the colourless [NH₂Et]₂Cl was eliminated by filtration. The yellow solution was evaporated to dryness under reduced pressure at room temperature affording the colourless *trans*-PtCl[C(O)NEt₂](PPh₃)₂ (2.32 g, 67% yield) (Found: C, 57.1; H, 4.7; N, 1.3. C₄₁H₄₀ClN₂O₂Pt requires C, 57.6; H, 4.7; N, 1.6%). IR (PCTFE, CaF₂ disks; Nujol, KBr or polyethylene disks): 3058m, 2965m, 2932m, 2867w, 1574sh, 1562s, 1497m, 1482s, 1095m, 748m and 270m-s (*ν*_{Pt-Cl}) cm⁻¹. The NMR data are in Tables 1 and 2.

trans-PtCl[C(O)NEt₂](PPh₃)₂ with NHEt₂ and CO. A suspension of *trans*-PtCl[C(O)NEt₂](PPh₃)₂ (0.41 g, 0.48 mmol) in toluene (50 cm³) was saturated with CO at atmospheric pressure and NHEt₂ (3.0 cm³, 28.96 mmol) was added. After 48 h stirring at room temperature, a ³¹P NMR spectrum of the solution showed a peak at δ 19.8 (singlet with two satellites, *J*(Pt-P) = 3300 Hz) due to the starting platinum complex and a peak at δ 14.6 (singlet with two satellites, *J*(Pt-P) = 1790 Hz) due to cis-Pt[C(O)NEt₂]₂(PPh₃)₂.

After 20 days, the yellow solution was evaporated to dryness under reduced pressure at room temperature and heptane was added (20 cm³). The suspension was filtered and the yellow solid, dried *in vacuo*, was identified by ³¹P NMR spectroscopy as a mixture of *trans*-PtCl[C(O)NEt₂](PPh₃)₂, cis-Pt[C(O)NEt₂]₂(PPh₃)₂ and Pt(CO)₂(PPh₃)₂.

The same products were obtained starting from cis-PtCl₂(PPh₃)₂, CO and NHEt₂ in the same solvent after a similar period of time.

Crystal structure determination of *trans*-PtCl[C(O)NEt₂](PPh₃)₂·2 C₆H₅Me

The compound was recrystallized from toluene at 0 °C. The collection of diffraction data was carried out with a CAD 4 Enraf-Nonius instrument by using Mo-Kα radiation (λ = 0.71073 Å). During data collection, three reflections were checked every hour for crystal alignment and decay. By the ω-2θ scan technique 11976 reflections were measured and corrected.³² After averaging the intensity of the symmetry-related reflections, 10309 reflections remained, 8657 of them being considered as observed and used for the structural analysis, by using the criterion *I* > 2σ(*I*). The crystal system being triclinic, the solution was attempted in the *P* $\bar{1}$ space group, which later turned out to be correct. Structure solution (Patterson method) and refinement were obtained using SHELX.³³ The details of the X-ray experiment are in Table 4.

CCDC reference number 186/1670.

See <http://www.rsc.org/suppdata/dt/1999/4093/> for crystallographic files in .cif format.

Acknowledgements

The authors wish to thank the Ministero dell'Università e della Ricerca Scientifica e Tecnologica (MURST), Progetto di Rilevante Interesse Nazionale, 1998-9, the Consiglio Nazionale delle Ricerche (CNR) and the Verband der Chemische Industrie for financial support. Dr A. Guarini of IGD-EniChem, Novara, is gratefully acknowledged for the GC-MS analysis.

References

- (a) D. Belli Dell'Amico and F. Calderazzo, *N,N-Dialkylcarbamates of Transition and Non Transition Elements*, in *Advanced Syntheses and Methodologies in Inorganic Chemistry*, Bressanone, December 2-7th, 1991, *Proceedings of the Meeting*, eds. S. Daolio, E. Tondello and P. A. Vigato, 1992, p. 1; (b) D. Belli Dell'Amico, F. Calderazzo, M. Dell'Innocenti, B. Güldenpfennig, S. Ianelli, G. Pelizzi and P. Robino, *Gazz. Chim. Ital.*, 1993, **123**, 283 and refs. therein.
- R. Alessio, D. Belli Dell'Amico, F. Calderazzo, U. Englert, A. Guarini, L. Labella and P. Strasser, *Helv. Chim. Acta*, 1998, **81**, 219.
- L. Abis, D. Belli Dell'Amico, F. Calderazzo, R. Caminiti, F. Garbassi, S. Ianelli, G. Pelizzi, P. Robino and A. Tomei, *J. Mol. Catal. A: Chem.*, 1996, **108**, L113.
- L. Abis, D. Belli Dell'Amico, C. Busetto, F. Calderazzo, R. Caminiti, C. Ciofi, F. Garbassi and G. Masciarelli, *J. Mater. Chem.*, 1998, **8**, 751.
- L. Abis, D. Belli Dell'Amico, C. Busetto, F. Calderazzo, R. Caminiti, F. Garbassi and A. Tomei, *J. Mater. Chem.*, 1998, **8**, 2855.
- (a) D. Belli Dell'Amico, F. Calderazzo, L. Labella, G. Albanese and A. Deriu, *Gazz. Chim. Ital.*, 1988, **118**, 741; (b) A. Bacchi, D. Belli Dell'Amico, F. Calderazzo, U. Giurlani, G. Pelizzi and L. Rocchi, *Gazz. Chim. Ital.*, 1992, **122**, 429.
- (a) D. Belli Dell'Amico, F. Calderazzo, F. Marchetti and G. Pampaloni, NATO Workshop on *Aqueous Organometallic Chemistry and Catalysis*, Debrecen, Hungary, August 28th-September 2nd, 1994, eds. I. T. Horváth and F. Joó, Kluwer, 1995, p. 199; (b) E. Agostinelli, D. Belli Dell'Amico, F. Calderazzo, D. Fiorani and G. Pelizzi, *Gazz. Chim. Ital.*, 1988, **118**, 729; (c) D. Belli Dell'Amico, F. Calderazzo, L. Labella, C. Maichle-Mössmer and J. Strähle, *J. Chem. Soc., Chem. Commun.*, 1994, 1555; (d) U. Abram, D. Belli Dell'Amico, F. Calderazzo, S. Kaskel, L. Labella, F. Marchetti, R. Rovai and J. Strähle, *Chem. Commun.*, 1997, 1941.
- D. Belli Dell'Amico, F. Calderazzo, F. Marchetti and G. Perego, *J. Chem. Soc., Dalton Trans.*, 1983, 483.
- D. Belli Dell'Amico, F. Calderazzo, U. Giurlani and G. Pelizzi, *Chem. Ber.*, 1987, **120**, 955.
- A. Anillo, D. Belli Dell'Amico, F. Calderazzo, M. Nardelli, G. Pelizzi and L. Rocchi, *J. Chem. Soc., Dalton Trans.*, 1991, 2845.
- R. Alessio, D. Belli Dell'Amico, F. Calderazzo and U. Englert, *Gazz. Chim. Ital.*, 1993, **123**, 719.
- (a) F. R. Hartley, *Nature (London)*, 1972, **236**, 75; (b) G. Al-Takhin, G. Pilcher, J. Bickerton and A. A. Zaki, *J. Chem. Soc., Dalton Trans.*, 1983, 2657.
- (a) R. L. Cowan and W. C. Trogler, *J. Am. Chem. Soc.*, 1989, **111**, 4750; (b) S. Park, A. L. Rheingold and D. M. Roundhill, *Organometallics*, 1991, **10**, 615.
- (a) P. S. Pregosin, *Annu. Rep. NMR Spectrosc.*, 1986, **17**, 285; (b) P. S. Pregosin, *Coord. Chem. Rev.*, 1982, **44**, 247.
- (a) G. K. Anderson and G. J. Lumetta, *Inorg. Chem.*, 1987, **26**, 1291.
- R. K. Harris, *Can. J. Chem.*, 1964, **42**, 2275.
- (a) F. Cariati, R. Mason, G. B. Robertson and R. Ugo, *Chem. Commun.*, 1967, 408; (b) P. J. Hayward, D. M. Blake, G. Wilkinson and C. J. Nyman, *J. Am. Chem. Soc.*, 1970, **92**, 5873; (c) G. B. Robertson and P. A. Tucker, *Acta Crystallogr., Sect. C*, 1983, **39**, 858; (d) J. A. Davies, C. T. Eagle, A. A. Pinkerton and R. Syed, *Acta Crystallogr., Sect. C*, 1987, **43**, 1547; (e) M. R. Gregg, J. Powell and J. F. Sawyer, *Acta Crystallogr., Sect. C*, 1988, **44**, 43; (f) T. K. Miyamoto, Y. Suzuki and H. Ichida, *Bull. Chem. Soc. Jpn.*, 1992, **65**, 3386; (g) M. A. Andrews, G. L. Gould, W. T. Klooster, K. S. Koenig and E. J. Voss, *Inorg. Chem.*, 1996, **35**, 5478; (h) Empirical formula, C₃₉H₃₂Cl₆O₃P₂Pt; *M* 1018.38, *T* 203(2) K, wavelength Mo-K α (λ = 0.71073 Å), triclinic, space group *P* $\bar{1}$, *a* = 12.31(2), *b* = 12.89(2), *c* = 14.930(14) Å, α = 106.56(6), β = 93.57(7)°, γ = 116.98(6)°, *V* 1971(4) Å³, *Z* = 2, reflections collected 8292, independent reflections 7083 [*R*_{int} = 0.0257], final *R* indices [*I* > 2 σ (*I*)] *R*₁ = 0.0258, *wR*₂ = 0.0673.
- (a) A.-A. G. Shaikh and S. Sivaram, *Chem. Rev.*, 1996, **96**, 951; (b) M. Lissel and E. V. Dehmlow, *Chem. Ber.*, 1981, **114**, 1210; (c) G. Rokicki, J. Pawlicki and W. Kuran, *Polym. J.*, 1982, **14**, 839.
- (a) W. Beck and B. Purucker, *J. Organomet. Chem.*, 1976, **112**, 361; (b) G. Vasapollo, C. F. Nobile and A. Sacco, *J. Organomet. Chem.*, 1985, **296**, 435.
- D. Belli Dell'Amico, F. Calderazzo and G. Pelizzi, *Inorg. Chem.*, 1979, **18**, 1165.
- (a) C. R. Green and R. J. Angelici, *Inorg. Chem.*, 1972, **11**, 2095; (b) R. J. Angelici, *Acc. Chem. Res.*, 1972, **5**, 335.
- (a) A. Rosenthal and I. Wender, in *Organic Syntheses via Metal Carbonyls*, eds. I. Wender and P. Pino, J. Wiley, New York, 1968; (b) S. Anderson, D. J. Cook and A. F. Hill, *Organometallics*, 1997, **16**, 5595; (c) Y.-S. Lin and A. Yamamoto, *Organometallics*, 1998, **17**, 3466; (d) T.-F. Wang, C.-C. Hwu, C.-W. Tsai and Y.-S. Wen, *Organometallics*, 1998, **17**, 131.
- F. Basolo and R. G. Pearson, in *Mechanisms of Inorganic Reactions*, J. Wiley, New York, 2nd edn., 1967; M. L. Tobe, *Inorganic Reaction Mechanisms*, Nelson, London, 1972.
- K. W. Muir, *Mol. Struct. Diffraction Methods*, 1973, **1**, 606.
- A. G. Orpen, L. Brammer, F. H. Allen, O. Kennard, D. G. Watson and R. Taylor, *J. Chem. Soc., Dalton Trans.*, 1989, S1.
- T.-M. Huang, Y.-J. You, C.-S. Yang, W.-H. Tzeng, J.-T. Chen, M.-C. Cheng and Y. Wang, *Organometallics*, 1991, **10**, 1020.
- K. A. Jensen, *Z. Anorg. Allg. Chem.*, 1936, **229**, 241.
- A. D. Westland, *J. Chem. Soc.*, 1965, 3060.
- F. Bagnoli, D. Belli Dell'Amico, F. Calderazzo, U. Englert, F. Marchetti, G. E. Herberich, N. Pasqualetti and S. Ramello, *J. Chem. Soc., Dalton Trans.*, 1996, 4317.
- G. W. Parshall, *Inorg. Synth.* 1970, **12**, 27.
- D. M. Adams, J. Chatt, J. Gerratt and A. D. Westland, *J. Chem. Soc.*, 1964, 734.
- B. A. Frenz, Enraf-Nonius SDP-Plus Structure Determination Package, version 3.0, Delft, The Netherlands, 1985.
- (a) G. M. Sheldrick, SHELX86, Program for the Solution of Crystal Structures, University of Göttingen, 1986; (b) G. M. Sheldrick, Program for the Refinement of Crystal Structures, University of Göttingen, 1993.

Paper 9/04868E