

On an Integral Summable to $2\xi(s)/s(s-1)$

By P. L. Walker

Abstract. Let $\psi(x) = \sum_{n=1}^{\infty} e^{-n^2\pi x}$, and $\chi(u) = e^{u/2}(1 + 2\psi(e^{2u}))$. The divergent integral $2\int_0^{\infty} \chi(u) \cos tu \, du$ is shown to be summable for certain complex values of t to the function $2\xi(s)/s(s-1) = \pi^{-s/2}\Gamma(1/2s)\zeta(s)$, where $s = 1/2 + it$, and $\zeta(s)$ is the zeta-function of Riemann.

The values of a resulting approximation to $2\xi(s)/s(s-1)$ are computed and its zeros located.

1. Introduction. The formula

$$2\xi(s)/s(s-1) = \pi^{-s/2}\Gamma(1/2s)\zeta(s) = -\frac{1}{s} - \frac{1}{1-s} + \int_1^{\infty} \psi(x)(x^{s/2} + x^{(1-s)/2}) \frac{dx}{x},$$

where $\psi(x) = \sum_{n=1}^{\infty} e^{-n^2\pi x}$, occurs in Riemann's paper [4] in which the zeta function was first studied as a function of a complex variable.

If we restrict attention to the critical strip $\{s : 0 < \operatorname{Re} s < 1\}$, and replace the terms $-1/s, -1/(1-s)$ by the divergent integrals $\frac{1}{2}\int_1^{\infty} x^{s/2-1} dx, \frac{1}{2}\int_1^{\infty} x^{(1-s)/2-1} dx$ which have the respective values as Hadamard finite parts, we obtain

$$\begin{aligned} (1.1) \quad 2\xi(s)/s(s-1) &= \int_1^{\infty} (\frac{1}{2} + \psi(x))(x^{s/2} + x^{(1-s)/2}) \frac{dx}{x} \\ &= 2 \int_0^{\infty} (1 + 2\psi(e^{2u}))e^{u/2} \cos tu \, du = 2 \int_0^{\infty} \chi(u) \cos tu \, du, \end{aligned}$$

where $x = e^{2u}$ and $s = 1/2 + it$.

The well-known identity $(1 + 2\psi(x)) = x^{-1/2}(1 + 2\psi(x^{-1}))$ shows that χ is an even function; in addition, it has natural boundaries on the lines $\operatorname{Im} u = \pm 1/4\pi$, and increases exponentially along the real axis.

The first aim of the present paper is to show that the formula (1.1), which represents $2\xi(s)/s(s-1)$ as the (formal) Fourier cosine transform of an increasing function on $[0, \infty]$, is valid for suitable values of t if we include a summability kernel in the integral.

Specifically, we prove

THEOREM 1. *Let*

$$H = \{z : \operatorname{Re} z < 0\} \cup \{z : \operatorname{Re} z \geq 0, |2(1 + \sqrt{1+z^2})^{-1} \exp(\sqrt{1+z^2} - 1)| < 1\},$$

and $H_1 = i(H - 1/2) \cap \{-i(H - 1/2)\}.$

(Figure 1 shows the boundary of H , with H lying to the left; in Figure 2, H_1 is the region enclosed by the curved arcs, while the dotted lines show the boundaries of the critical strip, $\operatorname{Im} t = \pm 1/2i$.)

Received July 7, 1977.

AMS (MOS) subject classifications (1970). Primary 10H05, 42A68, 42-04.

Copyright © 1978, American Mathematical Society

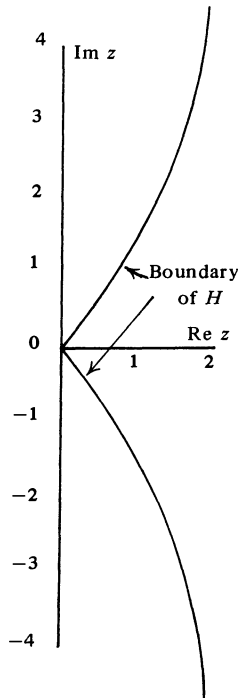


FIGURE 1. The region H , which lies to the left of the indicated boundary.

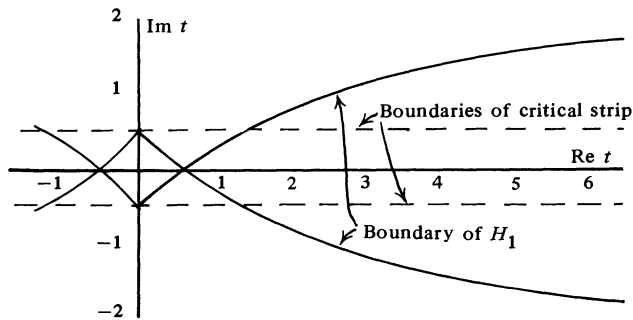


FIGURE 2. The region H_1 , which contains the critical strip for $\text{Re } t \geq 2$.

For $n = 1, 2, 3, \dots$, we define $P_n(t)$ by

$$P_n(t) = 2 \int_0^n \left(1 - \frac{u^2}{n^2}\right)^n \chi(u) \cos tu \, du.$$

Then $(P_n(t))$ is a sequence of entire functions which converges to $2\xi(s)/s(s-1)$, $s = \frac{1}{2} + it$, uniformly on each compact subset of H_1 , as $n \rightarrow \infty$.

A similar result states that $G_\lambda(t) = 2 \int_0^\infty e^{-\lambda u^2} \chi(u) \cos tu \, du$ converges to $2\xi(s)/s(s-1)$ as $\lambda \rightarrow 0$ if $\pm t \in \{z : |\text{Arg}(z - \frac{1}{2})| < \frac{1}{4}\pi\}$, but this result is less suited to computation.

The second aim of the paper is to investigate the zeros of $P_n(t)$. A result of Pólya and Szegő [3] proves that P_n has infinitely many zeros, all but a finite number of which lie on the real axis. However, the number of nonreal zeros increases with n ; in section 3 we calculate the zeros explicitly when $n = 10$, using a Fast Fourier Transform programme. The calculation was carried out by Dr. G. Tunnicliffe Wilson and Mr. J. Hampton whose assistance the author is pleased to acknowledge.

2. Summability of the Integral. In this section we prove the theorem stated in the introduction. We shall need the following lemmas, of which the first is elementary (see for instance [2, §2.4, Eq. (3)], a much more general result), and the second may be deduced from known Bessel function formulas, (see for instance [1, 9.6.18 and 9.7.7]), or directly from the method of steepest descents.

LEMMA 1. *Let f be a complex valued function which is defined and continuous on $[0, 1]$, $f(0) = 1$, $|f(t)| < 1$ if $0 < t \leq 1$. Suppose f has a finite nonzero right-hand derivative at 0.*

Then

$$n \int_0^1 (f(t))^n dt \rightarrow - [f'_+(0)]^{-1} \quad \text{as } n \rightarrow \infty.$$

LEMMA 2. *Let $\operatorname{Re} z > 0$. Then as $n \rightarrow \infty$,*

$$\int_{-n}^n \left(1 - \frac{t^2}{n^2}\right) e^{zt} dt = n \int_{-1}^1 \{(1 - t^2) e^{zt}\}^n dt \sim (1 + z^2)^{-1/2} (2\pi n/z)^{1/2} E^n,$$

where $E = 2(1 + \sqrt{1 + z^2})^{-1} \exp(\sqrt{1 + z^2} - 1)$, and the \sim indicates that the ratio of the two sides approaches unity as $n \rightarrow \infty$.

Proof of Theorem 1. We have

$$P_n(t) = 2 \int_0^n \left(1 - \frac{u^2}{n^2}\right)^n \chi(u) \cos tu \, du = 2 \int_0^n \left(1 - \frac{u^2}{n^2}\right)^n e^{u/2} (1 + 2\psi(e^{2u})) \cos tu \, du.$$

The rapid decrease of $\psi(e^{2u})$ at infinity together with the fact that $(1 - u^2/n^2)^n$ increases to unity as $n \rightarrow \infty$, shows that

$$2 \int_0^n \left(1 - \frac{u^2}{n^2}\right)^n e^{u/2} 2\psi(e^{2u}) \cos tu \, du \rightarrow 2 \int_0^\infty e^{u/2} 2\psi(e^{2u}) \cos tu \, du$$

for all complex t , as $n \rightarrow \infty$, by dominated convergence. Hence it is sufficient to show that if $t \in H_1$, then

$$2 \int_0^n \left(1 - \frac{u^2}{n^2}\right)^n e^{u/2} \cos tu \, du = \int_0^n \left(1 - \frac{u^2}{n^2}\right)^n e^{u/2} (e^{itu} + e^{-itu}) \, du$$

approaches

$$-\frac{1}{\frac{1}{2} + it} - \frac{1}{\frac{1}{2} - it} = -\frac{1}{s} - \frac{1}{1 - s}, \quad \text{as } n \rightarrow \infty.$$

Consider first

$$\int_0^n \left(1 - \frac{u^2}{n^2}\right)^n e^{(\frac{1}{2}+it)u} du = \int_0^n \left(1 - \frac{u^2}{n^2}\right)^n e^{su} du$$

$$= n \int_0^1 \{(1 - u^2)e^{su}\}^n du = I, \text{ say.}$$

If $\text{Re } s \leq 0, s \neq 0$, this tends to $-1/s$ as $n \rightarrow \infty$ taking $f(u) = (1 - u^2)e^{su}$ in Lemma 1.

If $\text{Re } s > 0$, we write I as

$$n \int_{-1}^1 \{(1 - u^2)e^{su}\}^n du - n \int_{-1}^0 \{(1 - u^2)e^{su}\}^n du.$$

The first term tends to zero as $n \rightarrow \infty$ by Lemma 2, provided $|E| < 1$ where $E = 2(1 + \sqrt{1 + s^2})^{-1} \exp(\sqrt{1 + s^2} - 1)$. The second term may be written as $-n \int_0^1 \{(1 - u^2)e^{-su}\}^n du$ which tends to $-1/s$ by Lemma 1, since now $\text{Re } s > 0$. We have shown that if $s \in H, I \rightarrow -1/s$ as $n \rightarrow \infty$, and the result is easily seen to hold uniformly on compact subsets of H . Similarly, if $1 - s \in H$,

$$2 \int_0^n \left(1 - \frac{u^2}{n^2}\right)^n e^{(1-s)u} du \rightarrow -\frac{1}{1-s}, \text{ as } n \rightarrow \infty.$$

But the conditions $s, 1 - s \in H$ are equivalent to $t \in H_1$, and the result is proved.

3. Location of Zeros. In the formula

$$P_n(t) = 2 \int_0^n \left(1 - \frac{u^2}{n^2}\right)^n \chi(u) \cos tu \, du,$$

the integrand has a discontinuity in the n th derivative at the point $u = n$. Consequently,

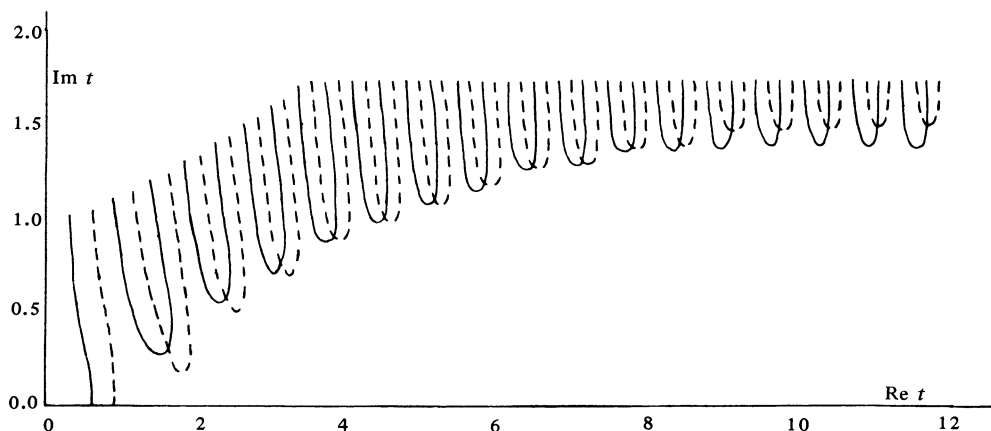


FIGURE 3(a). The zeros of P_{10} . The zeros of $\text{Re } P_{10}$ are indicated by continuous lines, and those of $\text{Im } P_{10}$ are indicated by broken lines. The imaginary part is also zero on both axes.

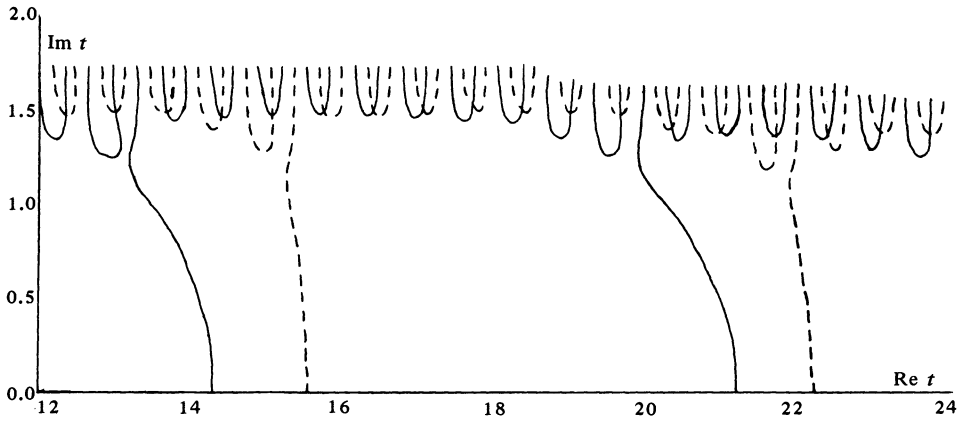


FIGURE 3(b). Continuation of 3(a) to the right.

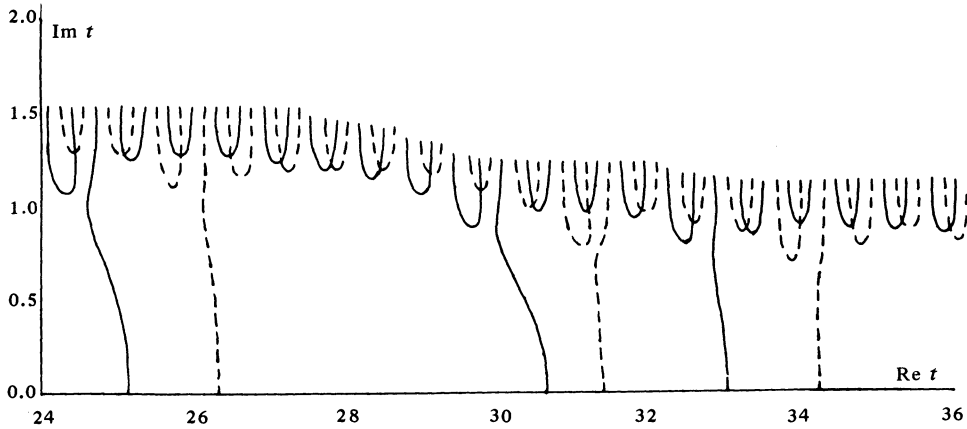


FIGURE 3(c). Continuation of 3(b) to the right.

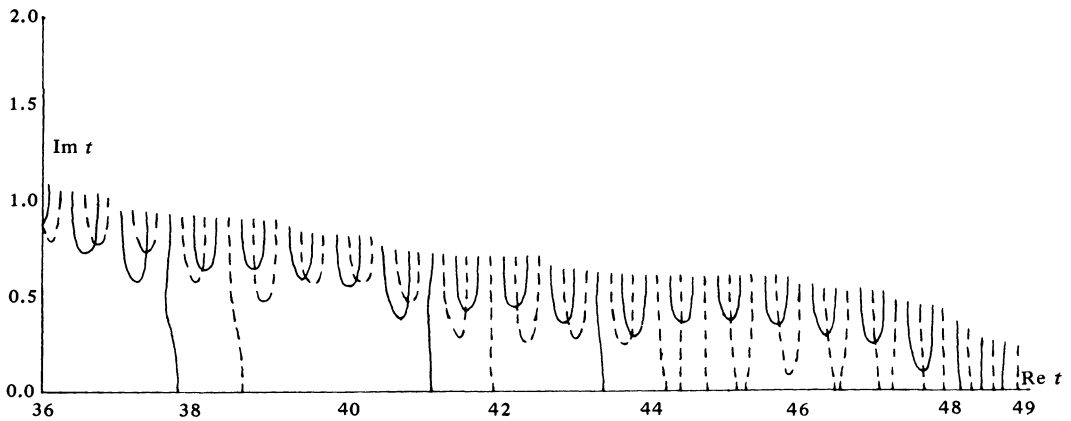


FIGURE 3(d). Continuation of 3(c) to the right.

n integrations by parts show that for large $|t|$, the behavior of $P_n(t)$ is close to that of $\cos nt$ (n even) or $\sin nt$ (n odd). In particular, P_n has infinitely many zeros, all but a finite number of which lie on the real axis—see Pólya and Szegő [3, Vol. I, solution to Q199, §III].

Inside the region H_1 of Theorem 1, P_n converges uniformly to $\pi^{-s/2}\Gamma(\frac{1}{2}s)\zeta(s)$ so that the nontrivial zeros of the zeta-function are left behind in the critical strip while the other zeros (of which, for large K , there are approximately $2K\pi/n$ inside a circle of radius K) lie in a roughly arch-shaped configuration above and below the real axis.

The computation of $P_{10}(t)$ was carried out over a range of t , $0 \leq \operatorname{Re} t (0.1) \leq 50$, and $0 \leq \operatorname{Im} t (0.1) \leq 2$, using a radix 2 Fast Fourier Transform programme of order 2048, applied to the integrand sampled over the range $[-10, 10]$. Double precision arithmetic was used since for t near 50, $P_{10}(t)$ is of the order of 10^{-17} . The position of the zeros of the real part of $P_{10}(t)$ is shown by the continuous curves in Figure 3, and the zeros of the imaginary part by the broken curves. The figure shows 12 zeros on the real axis with $0 < \operatorname{Re} t < 49$, and 69 conjugate complex pairs.

Department of Mathematics
University of Lancaster
Bailrigg, Lancaster LA1 4YL, England

1. M. ABRAMOWITZ & I. A. STEGUN, *Handbook of Mathematical Functions, with Formulas, Graphs and Mathematical Tables*, Superintendent of Documents, U. S. Government Printing Office, Washington, D. C., 1965.
2. A. ERDÉLYI, *Asymptotic Expansions*, Dover, New York, 1956.
3. G. PÓLYA AND G. SZEGÖ, *Aufgaben und Lehrsätze aus der Analysis*, Springer-Verlag, Berlin, 1925.
4. B. RIEMANN, "Über die Anzahl der Primzahlen unter einer gegebenen Grosse," *Collected Works*, Dover, New York, 1953.