

## Note

**ENTHALPIES OF TRANSFORMATION OF ALKALI HALIDE—LANTHANIDE(III) HALIDE COMPOUNDS OF THE TYPE  $M_3LnX_6$** 

ROGER BLACHNIK and ANJA JÄGER-KASPER

*Laboratorium für Anorganische Chemie der Gesamthochschule/Universität Siegen, Adolf-Reichwein-Strasse, D 5900 Siegen 21 (W. Germany)*

(Received 8 May 1979)

The enthalpies of transformation for the compounds  $M_3LnX_6$  ( $M = K, Rb, Cs$ ;  $Ln = Pr, Nd, Sm, Gd, Dy, Er, Yb$ ;  $X = Cl, Br$ ) have been determined by differential scanning calorimetry. The concentration dependence of the enthalpies of transformation and the temperatures at which they take place indicate that the transformation is a polymorphic transition of reconstructive type in the Pr and Nd compounds, whereas in the systems with smaller rare earth ions it becomes the limiting case of a peritectoid and a eutectoid reaction for  $M_3LnX_6$  and  $M_{3-x}LnX_{6-x}$ , respectively.

In the course of DTA investigations on alkali halide—rare earth halide phase diagrams [1,2], the congruently melting compound  $M_3LnX_6$  was found in all systems involving potassium halide, rubidium halide or cesium halide. The structures of these compounds are not known. Thermal effects were observed in the temperature range 670–730 K for all of these compounds, and have been explained in the literature on the basis of a polymorphic transition.

The corresponding enthalpy effects were determined in a DuPont Thermal Analyser 990 with an error of  $\pm 5\%$ . The reliability of the apparatus was checked by measuring the enthalpy of transition of CsCl. The value of  $3.03 \pm 0.14$  kJ mole<sup>-1</sup> is in good agreement with  $2.89 \pm 0.12$  and  $2.96 \pm 0.08$  kJ mole<sup>-1</sup> reported by Pöyhönen [3] and Arell et al. [4], respectively.

Table 1 reveals that in most cases the enthalpy is of the order of 5–8 kJ mole<sup>-1</sup>; however, in the compounds  $K_3PrBr_6$ ,  $K_3NdBr_6$  and  $K_3NdCl_6$  surprisingly high values were observed. All phase changes were reversible and not quenchable.

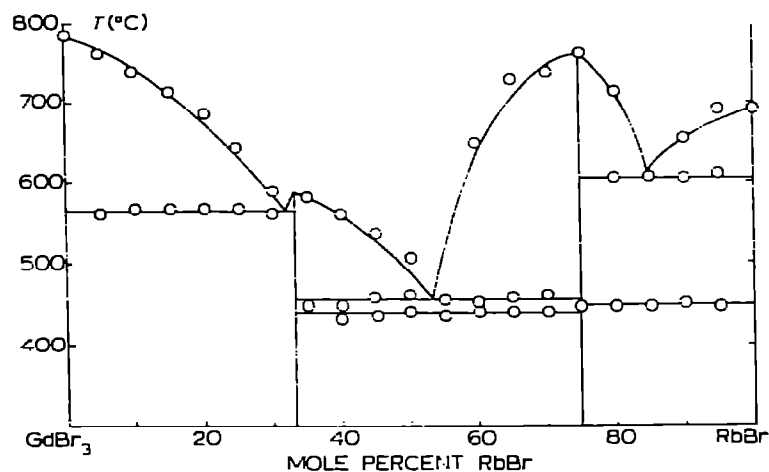
It was observed during the determination of phase diagrams that the transition temperatures were not independent of the bulk concentration. In most of the systems the transition for compositions covering the range 66.8–74.9 mole% MCl occurred at temperatures which were 1–20 K lower than the transition temperature for the composition range 75–99.9 mole% MCl (Fig. 1). This implies that either the nucleation mechanism of the transitions is catalyzed by the presence of  $M_2LnX_5$  (the compound observed at 66.7 mole% in these systems) or that interpretation as a polymorphic transition is incorrect.

TABLE 1

 $T_U$ ,  $\Delta H_U$  and  $\Delta S_U$  of the  $M_3LnX_6$  compounds ( $X = Cl, Br$ )

	$T_U$ (K)	$\Delta H_U$ (kJ mole <sup>-1</sup> )	$\Delta S_U$ (J mole <sup>-1</sup> K <sup>-1</sup> )
$K_3PrBr_6$	725	43.74	60.3
$K_3NdBr_6$	682	41.61	61.0
$Rb_3NdBr_6$	708	7.60	10.7
$K_3SmBr_6$	676	7.10	10.5
$Rb_3SmBr_6$	712	8.15	11.5
$K_3GdBr_6$	681	6.88	10.1
$Rb_3GdBr_6$	722	8.03	11.1
$K_3DyBr_6$	695	7.34	10.6
$Rb_3DyBr_6$	730	7.91	10.5
$K_3ErBr_6$	697	7.30	10.5
$Rb_3ErBr_6$	730	8.12	11.1
$K_3YbBr_6$	707	7.94	11.2
$Rb_3YbBr_6$	733	7.85	10.7
$K_3NdCl_6$	718	43.70	60.9
$Rb_3NdCl_6$	665	6.86	10.3
$Cs_3NdCl_6$	675	7.47	11.1
$Rb_3SmCl_6$	678	7.36	10.9
$Cs_3SmCl_6$	680	7.49	11.0
$K_3GdCl_6$	627	5.39	8.6
$Cs_3GdCl_6$	677	6.76	10.0
$CsSm_2Cl_7$	717	13.51	18.9
$CsCl$	743	3.03	4.07

In order to obtain more information about this peculiarity, the enthalpy of phase change was measured as a function of composition in the  $RbBr-GdBr_3$  system. The data are plotted in Fig. 2. The fact that the two lines representing the transformation effect do not intersect 75 mole% composition at the same point enables us to gain a better understanding of the nature of this transition.

Fig. 1. Phase diagram of the  $RbBr-GdBr_3$  system.

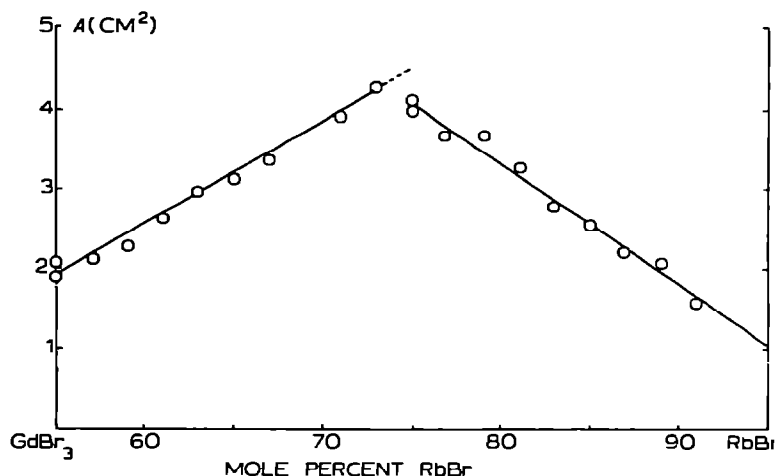


Fig. 2. Enthalpies of transformations of "Rb<sub>3</sub>GdBr<sub>6</sub>" in arbitrary units vs. concentration.

Obviously the jump in the transformation temperatures and the different enthalpy values of the transformation in the presence of MX and M<sub>3</sub>LnX<sub>5</sub> can be resolved if the transformations are considered as limiting cases of eutectoid and peritectoid reactions, respectively, as shown in Fig. 3. The effect observed between 74.9 and 99.9 mole% MX corresponds to the peritectoid reaction



and that observed between 66.8 and 74.9 mole% to the eutectoid reaction



Using this interpretation, the jump in the transformation temperature can be explained by the phase rule.

The compounds at 75 mole% MX, interpreted to date as "M<sub>3</sub>LnX<sub>6</sub>" with a

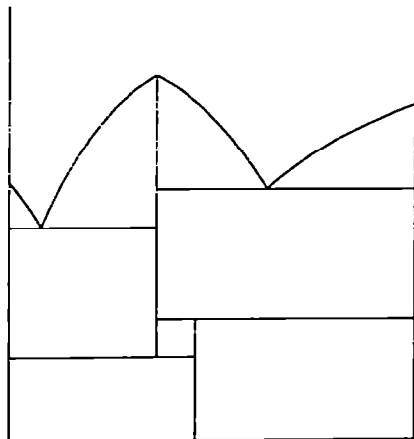


Fig. 3. Schematic construction of the phase relations in the MX—LnX<sub>3</sub> systems with jumping transformation temperatures (section of the phase diagram LnX<sub>3</sub>—MX around 75 mole% not to scale).

phase transition, are therefore two compounds with slightly different stoichiometry. The unusually high enthalpies of transition observed in the cases where no transformation temperature jumps occurred may be readily understood on the basis of this interpretation.

In these cases only are we dealing with a solid phase transition which connects two phases with different structures but the same composition in a reversible process. The high enthalpy of transition classifies it as a reconstructive transition [5]. This transition is probably limited by the size ratios of the constituent ions; with decreasing size of the rare earth ion some MX is rejected by the structure and appears as a second phase, the reconstructive transition changing to a peritectoid reaction with a smaller heat effect. This is related to the difference in enthalpy of formation of the compounds participating. A determination of the structures of the compounds will be necessary for a complete understanding of the phenomenon reported in this Note.

#### ACKNOWLEDGEMENTS

We thank the Fonds der Chemischen Industrie and the D.F.G. for financial support.

#### REFERENCES

- 1 R. Blachnik and D. Selle, *Z. Anorg. Allg. Chem.*, **454** (1979) 90.
- 2 R. Blachnik and A. Jäger-Kasper, Dissertation G.H./Universität Siegen, 1979.
- 3 J. Pöyhönen and K. Mansikka, *Phys. Kondens. Mater.*, **3** (1965) 218.
- 4 A. Arell, M. Roika and M. Altvonen, *Phys. Kondens. Mater.*, **6** (1967) 140.
- 5 R. Roy, in H.K. Henisch and R. Roy (Eds.), *Phase Transitions*, Pergamon Press, New York, Oxford, Toronto, 1973.