



# The calorimetric investigation of phosphoric acid–*N,N*-dimethylformamide system

J.A. Fadeeva\*, L.E. Shmukler, L.P. Safonova, A.N. Kinchin

*Institute of Solution Chemistry of RAS, 1 Akademicheskaya Street, 153045 Ivanovo, Russia*

## Abstract

Solution and mixing enthalpies for the orthophosphoric acid ( $\text{H}_3\text{PO}_4$ )–*N,N*-dimethylformamide (DMF) system were measured over the whole concentration range at 25 °C. The standard value of solution enthalpy of phosphoric acid in DMF and the standard transference enthalpy of  $\text{H}_3\text{PO}_4$  from water to DMF were calculated. The mixing enthalpy concentration dependence permitted making assumptions on complex formation in the system under investigation.

© 2003 Elsevier Science B.V. All rights reserved.

*Keywords:* Phosphoric acid; *N,N*-dimethylformamide; Solution enthalpy; Mixing enthalpy

## 1. Introduction

There is no doubt that the industrial and biological importance of phosphate systems caused an extensive investigation of thermodynamic properties of phosphoric acid solutions in different solvents. Orthophosphoric acid ( $\text{H}_3\text{PO}_4$ ) in aqueous solutions may be considered as an acid of mean strength with respect to its first dissociation constant but weak with respect to the second and third dissociation constants. Its dissociation has been investigated using various techniques. The first dissociation constant was determined from electromotive force measurements [1–3] and from conductance data [4]. The degree of dissociation of  $\text{H}_3\text{PO}_4$  in aqueous solutions was calculated over a wide concentration range from pH and vapour pressure measurements [5,6] and from Raman spectra [7]. The difference between these experimental re-

sults (especially at high acid concentrations) is probably linked to the differences in chemical assumptions made by the authors. In [5,6], the presence of phosphoric acid dimers is assumed. On the other hand, Preston and Adams [7] supposed that no dimers could be quantitatively determined in these solutions.

Different modifications of Pitzer's model have been applied for the description of the thermodynamics of this system [8–10]. The  $\text{H}^+$ ,  $\text{H}_2\text{PO}_4^-$ ,  $\text{H}_5\text{P}_2\text{O}_8^-$  and  $\text{H}_3\text{PO}_4$  species were taken into account in these models. In [11], the Raman spectra of aqueous phosphoric acid solutions have been investigated at concentrations of 0.3–9.7 mol dm<sup>-3</sup>. To remove the discrepancy between the representations from spectra and other experimental data, a modified interpretation of the spectra was used for determination the concentrations of  $\text{H}_2\text{PO}_4^-$ ,  $\text{H}_5\text{P}_2\text{O}_8^-$  and  $\text{H}_3\text{PO}_4$  species, deducing the corresponding degree of dissociation of the acid, as well as the speciation of the solutions as a function of the apparent concentration of phosphoric acid. As in [5], it was determined that the degree of dissociation has a minimum and then increases significantly for apparent phosphoric acid concentrations greater

\* Corresponding author.

*E-mail addresses:* [jaf@isc-ras.ru](mailto:jaf@isc-ras.ru) (J.A. Fadeeva),  
[les@isc-ras.ru](mailto:les@isc-ras.ru) (L.E. Shmukler), [lps@isc-ras.ru](mailto:lps@isc-ras.ru) (L.P. Safonova),  
[kin@isc-ras.ru](mailto:kin@isc-ras.ru) (A.N. Kinchin).

than  $1 \text{ mol dm}^{-3}$ . So for the aqueous phosphoric acid the use of these thermodynamic models permits good agreement with experimental data.

No works have been done on the representation of the thermodynamic equilibrium properties of phosphoric acid solutions in organic solvents. This work is devoted the investigation of the thermodynamic properties of the phosphoric acid–*N,N*-dimethylformamide (DMF) system with calorimetric technique.

## 2. Experimental

The 100 wt.% phosphoric acid was prepared from 85 wt.% phosphoric acid (Russia, best quality). An excess of  $\text{P}_2\text{O}_5$  reagent was dissolved in the 85 wt.% acid at  $145^\circ\text{C}$ . The concentration of the resulting solution was determined by potentiometric titration with KOH and by the density of concentrated phosphoric acid solutions [12] and was estimated to be above 100 wt.% of  $\text{H}_3\text{PO}_4$ . Then the solution obtained was diluted with distilled water to form 100 wt.% phosphoric acid. All the solutions were held overnight at  $100^\circ\text{C}$  to ensure equilibria distribution of the phosphate species. Because the freezing point of phosphoric acid is  $42.35^\circ\text{C}$ , all experimental points for 100 wt.% concentration at temperatures 25 and  $35^\circ\text{C}$  are regarded as metastable state points.

*N,N*-dimethylformamide (Russia, pure) was dried with CaO and molecular sieves and distilled. The con-

tent of water in DMF was 0.02 wt.%. The solutions of phosphoric acid in DMF were prepared by a gravimetric method.

The mixing and solution enthalpies were obtained with hermetic calorimeter [13]. A massive copper block inside a Dewar vessel is used as a thermostatic jacket. A resistance thermometer and heater are situated inside the block to control the temperature. The temperature in the thermostating jacket was kept out to within  $\pm 0.001 \text{ K}$ . The experimental procedure has been reported earlier [14]. The accuracy of measurements of the heat effects was  $\pm 1.5\%$ .

## 3. Results and discussion

The values of solution enthalpies of both phosphoric acid in DMF and DMF in phosphoric acid were measured. The experimental values obtained are presented in Tables 1 and 2.

One can observe (Fig. 1) the significant exothermic effect of  $\text{H}_3\text{PO}_4$  dissolution in DMF. The values of heat effect increase sharply versus concentration up to 0.018 mole fraction ( $1 \text{ mol kg}^{-1}$ ) of phosphoric acid and then decrease slowly. Such behaviour is typical for weak electrolytes. To obtain the standard thermodynamic characteristic of a solution, we used the extrapolation equation that takes the process of ionic association into account:

$$\Delta_s H^m = \Delta_s H^\circ + \frac{1}{2} \nu \Delta_{\text{dil}} H_{\text{DH}} + (1 - \alpha) \Delta_{\text{ass}} H^\circ, \quad (1)$$

Table 1

The integral solutions enthalpies of  $\text{H}_3\text{PO}_4$ –*N,N*-dimethylformamide system

$m$ (mol $\text{kg}^{-1}$ )	$\Delta_s H^m$ (kJ $\text{mol}^{-1}$ )	$m$ (mol $\text{kg}^{-1}$ )	$\Delta_s H^m$ (kJ $\text{mol}^{-1}$ )	$m$ (mol $\text{kg}^{-1}$ )	$\Delta_s H^m$ (kJ $\text{mol}^{-1}$ )	$m$ (mol $\text{kg}^{-1}$ )	$\Delta_s H^m$ (kJ $\text{mol}^{-1}$ )
0.0069	–23.83	0.05745	–34.08	0.1172	–34.06	0.6753	–40.26
0.007045	–0.78	0.06128	–31.81	0.1177	–37.83	1.421	–41.59
0.01623	–8.000	0.07284	–30.7	0.1190	–35.01	1.590	–41.54
0.01646	–22.03	0.07332	–40.03	0.1196	–43.18	2.503	–41.42
0.01681	–21.58	0.07433	–37.12	0.1324	–42.87	2.664	–41.37
0.01977	–29.14	0.083364	–32.84	0.1365	–35.2	2.831	–41.32
0.02222	–26.31	0.0877	–33.95	0.1456	–43.00	5.9599	–39.77
0.03333	–25.99	0.089	–40.82	0.1491	–35.92	6.036	–39.73
0.03406	–8.950	0.09408	–31.71	0.1621	–36.56	6.106	–39.69
0.03506	–0.6800	0.09487	–31.71	0.1792	–37.31	11.94	–35.61
0.03921	–30.74	0.09680	–34.33	0.1879	–36.48	12.27	–35.23
0.05488	–28.34	0.1013	–33.77	0.3019	–38.17	12.44	–35.12
0.05599	–45.43	0.1027	–35.60	0.4062	–39.23	13.71	–33.88
0.05705	–36.00	0.1038	–38.03	0.5423	–39.88		

$m$ , molality of phosphoric acid in  $\text{H}_3\text{PO}_4$ –DMF solutions;  $\Delta_s H^m$ , solution enthalpies of  $\text{H}_3\text{PO}_4$  in DMF.

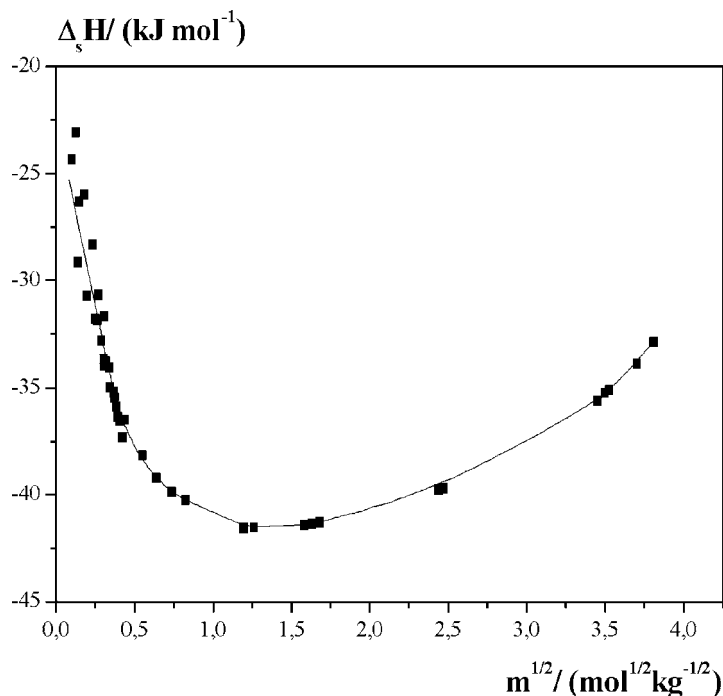


Fig. 1. Concentration dependence of solution enthalpies of phosphoric acid in DMF at 25 °C.

where  $\Delta_{\text{dil}}H_{\text{DH}}$  is the contribution from the dilution of the completely dissociated part of the electrolyte which was calculated on the basis of the second approximation of the Debye–Hückel theory,  $\alpha$  the degree of dissociation, and  $\Delta_{\text{ass}}H^\circ$  the enthalpy change on the association of ions.

The standard solution enthalpy value was calculated for concentration range of 0–0.475 mole frac-

Table 2

The solution enthalpies of DMF in 100 wt.% phosphoric acid

$m$ (mol kg <sup>-1</sup> )	$\Delta_s H^m$ (J mol <sup>-1</sup> )
0.1703	57.66
0.2720	51.28
0.4221	47.69
0.5038	46.68
0.5901	46.14
0.7705	45.19
0.8899	44.87
0.9981	44.58
1.443	43.40
1.652	42.72

$m$ , molality of DMF solutions in 100 wt.% H<sub>3</sub>PO<sub>4</sub>;  $\Delta_s H^m$ , solution enthalpies of DMF in 100 wt.% H<sub>3</sub>PO<sub>4</sub>.

tion (12.4 mol kg<sup>-1</sup>) of H<sub>3</sub>PO<sub>4</sub> with the assumption of phosphoric acid dissociation by first stage (this approach is defensible because even in aqueous solutions the second and third dissociation constants of phosphoric acid are small). So the extrapolation equation was:

$$\Delta_s H = \Delta_s H^\circ + \frac{1}{2}\alpha\nu|z_+z_-|A_H I^{1/2} \left\{ (1 + BaI^{1/2}) - \frac{1}{3}\sigma(BaI^{1/2}) \right\} + bI + (1 - \alpha)\Delta_{\text{ass}}H^\circ, \quad (2)$$

where

$$A_H = -3RT^2 A_\gamma \left\{ \frac{1}{T} + \left( \frac{\partial(\ln \varepsilon)}{\partial T} \right)_p - \frac{1}{3} \left( \frac{\partial(\ln \rho)}{\partial T} \right)_p \right\},$$

$$A_\gamma = \left( \frac{2\pi N_A \rho}{1000} \right)^{1/2} \left( \frac{e^2}{\varepsilon kT} \right)^{3/2},$$

$$B = \left( \frac{2\rho e^2 N_A}{1000 \varepsilon_0 \varepsilon kT} \right)^{1/2},$$

$$\sigma(BaI^{1/2}) = \frac{3}{BaI^{1/2}} \left\{ 1 + BaI^{1/2} - (1 + BaI^{1/2})^{-1} - 2 \ln(BaI^{1/2}) \right\},$$

$$I = \frac{\alpha}{2} \sum z_i m,$$

$$\nu = \nu_+ + \nu_-,$$

where  $\alpha$  is the dissociation degree of phosphoric acid,  $K_{\text{ass}}^{(m)} = (1 - \alpha)/(\alpha^2 m \gamma_{\pm}^2)$  the association constant of phosphoric acid,  $\gamma_{\pm} = \sqrt{\gamma_+^{\nu_+} \gamma_-^{\nu_-}}$  the mean ionic activity coefficient,  $\ln \gamma_{\pm} = -(\nu A_{\gamma} |z_+ z_-| \sqrt{I}) / (1 + Ba\sqrt{I})$ ,  $a = r_+ + r_-$  the distance of maximum approach of ions ( $r(\text{H}^+) = 0.03 \text{ nm}$ ;  $r(\text{H}_2\text{PO}_4^-) = 0.02 \text{ nm}$  [15]),  $\epsilon$  the dielectric permittivity [16],  $\rho$  the density of pure solvent [16],  $e$  the electron charge (C),  $z_+$  and  $z_-$  the cation and anion charges,  $N_A$  the Avogadro constant,  $k$  the Boltzmann constant,  $T$  the absolute temperature,  $\nu$  the number of ions,  $\epsilon_0$  the constant in SI system, and  $I$  the ionic strength of solution.

For the system under investigation (Eq. (2)) has four fitting parameters: the standard enthalpies of solution ( $\Delta_s H^\circ$ ), the standard enthalpies of association ( $\Delta_{\text{ass}} H^\circ$ ), association constant ( $K_{\text{ass}}$ ) and  $b$  (empirical coefficient, estimated to be  $0.72 \pm 0.03 \text{ kg kJ mol}^{-1}$ ).

The  $\Delta_s H_{\text{H}_3\text{PO}_4}^\circ$  value is calculated to be  $-6.34 \pm 0.34 \text{ kJ mol}^{-1}$ . The negative values of solution en-

thalpies are typical for electrolyte solutions in DMF [17].

Using the value of the standard solution enthalpy of  $\text{H}_3\text{PO}_4$  in water ( $\Delta_s H_{\text{H}_3\text{PO}_4}^\circ(\text{aq}) = -30.77 \text{ kJ mol}^{-1}$  [18]), the standard transference enthalpy of  $\text{H}_3\text{PO}_4$  from water to DMF was calculated:  $\Delta_{\text{tr}} H_{\text{H}_3\text{PO}_4}^\circ(\text{H}_2\text{O} \rightarrow S) = 43.45 \text{ kJ mol}^{-1}$ . This value indicates that the interaction of phosphoric acid with water is more energy-favourable than with DMF. Probably it is due to the ability of water to form H-bonds with ions.

The value of standard association enthalpy calculated is  $\Delta_{\text{ass}} H^\circ = -44.00 \text{ kJ mol}^{-1}$  that is typical for bond-formation process. In aqueous solution of  $\text{H}_3\text{PO}_4$ ,  $\Delta_{\text{ass}} H^\circ$  is equal to  $7.9 \pm 0.4 \text{ kJ mol}^{-1}$  at association by first step [19]. Positive value of  $\Delta_{\text{ass}} H^\circ$  in water results from significant contribution to this parameter from desolvation of ions in aqueous solution of  $\text{H}_3\text{PO}_4$ . These data confirm the fact that the ions of phosphoric acid are more solvated in water than in DMF.

The association constant was estimated to be of  $K_{\text{ass}} = 270$ . It has to be noticed that  $K_{\text{ass}}$  value being calculated from thermochemical data (from minimisa-

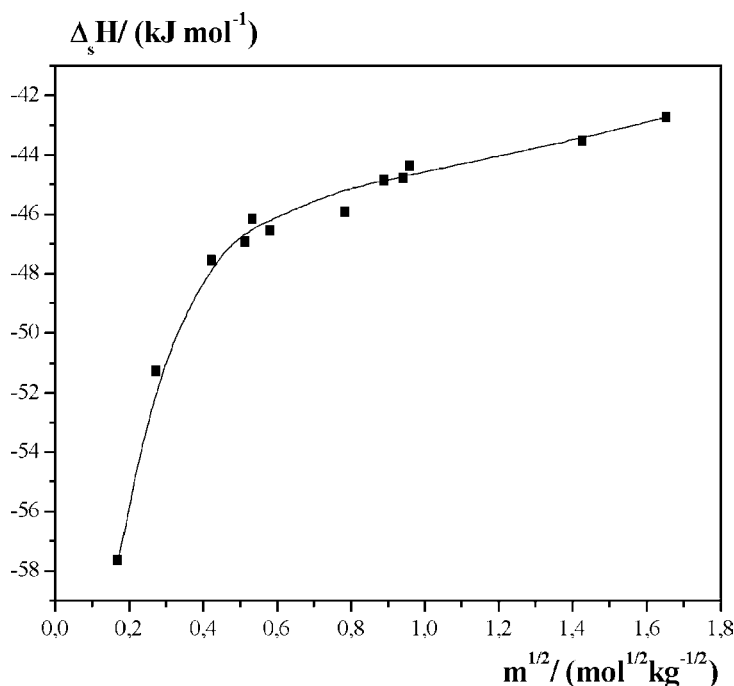


Fig. 2. Concentration dependence of solution enthalpies of DMF in phosphoric acid at 25 °C.

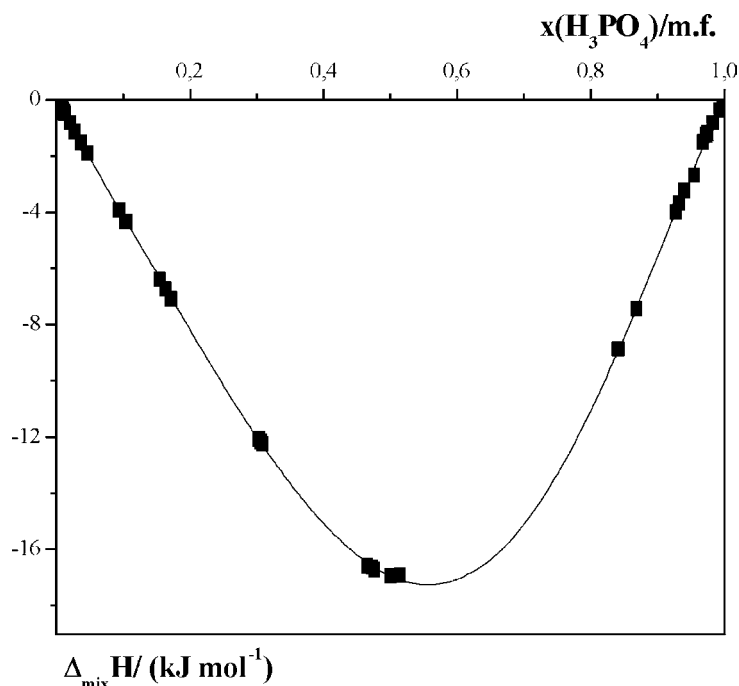


Fig. 3. Concentration dependence of mixing enthalpy of  $\text{H}_3\text{PO}_4$ –DMF system.

tion conditions) is a rough value. The uncertainty of  $K_{\text{ass}}$  value is about 25%. We intend to obtain a more accurate value of  $K_{\text{ass}}$  from conductivity data.

Dissolution of DMF in phosphoric acid just as  $\text{H}_3\text{PO}_4$  in DMF proceeds with significant exo-effect (Table 2). The solution enthalpies of non-electrolytes in different solvents are slightly depended on concentration and these dependencies are linear. From Fig. 2 one can see the same dependence is observed at DMF concentrations above  $0.5 \text{ mol kg}^{-1}$ . For more diluted solutions the  $\Delta_s H$  values increase (the exothermic effects decrease) distinctly versus acid concentration.

The large values of mixing enthalpies of  $\text{H}_3\text{PO}_4$  with DMF (Fig. 3) denote in these systems the strong intermolecular interactions. The data on excess mixing enthalpies of  $\text{H}_3\text{PO}_4$  with DMF are satisfactorily described by Redlich–Kister equation over the concentration range investigated:

$$H^E = x_2(1 - x_2) \sum_{i=0}^{n-1} n_i (1 - 2x_2)^i, \quad (3)$$

where  $x_2$  is the mole fraction of phosphoric acid,  $n_i$  the fitting coefficients:  $n_0 = -67.84 \pm 0.10$ ,  $n_1 =$

$20.68 \pm 0.70$ ,  $n_2 = 22.02 \pm 0.40$  and  $n_3 = -16.71 \pm 1.20$ .

The earlier investigations of physical–chemical properties of  $\text{H}_3\text{PO}_4$ –DMF systems have shown the presence of significant maximum on the concentration dependence of dynamic viscosity. The appearance of this maximum we connected with formation of the complexes with structure  $\text{H}_3\text{PO}_4/\text{DMF} = 2/1$ . This assumption explains the shift of extremum on the concentration dependence of mixing enthalpy of phosphoric acid with DMF to higher acid concentrations.

### Acknowledgements

The work was supported by grants of RFBR Nos. 00-03-32973, 02-03-06303 and 00-03-40131.

### References

- [1] R.G. Bates, *J. Res. Natl. Bur. Stand.* 47 (1951) 127.
- [2] L.F. Nims, *J. Am. Chem. Soc.* 56 (1934) 1110.
- [3] C.W. Childs, *J. Phys. Chem.* 73 (1969) 2956.

- [4] C.M. Mason, J.B. Culvern, *J. Am. Chem. Soc.* 71 (1949) 2387.
- [5] K. Elmore, J.D. Hatfield, R.L. Dunn, A.D. Jones, *J. Phys. Chem.* 69 (1965) 3520.
- [6] K. Elmore, C.M. Mason, J.H. Christensen, *J. Am. Chem. Soc.* 68 (1946) 2528.
- [7] C.M. Preston, W.A. Adams, *Can. J. Spectrosc.* 22 (1977) 125.
- [8] C. Jiang, *Chem. Eng. Sci.* 51 (1996) 689.
- [9] M. Cherif, A. Mqaidi, N. Ammar, M. Abderrabba, W. Furst, *Fluid Phase Equilib.* 175 (2000) 197.
- [10] M. Cherif, A. Mqaidi, N. Ammar, M. Abderrabba, W. Furst, *Fluid Phase Equilib.* 194–197 (2002) 729.
- [11] M. Cherif, A. Mqaidi, N. Ammar, G. Vallee, W. Furst, *J. Sol. Chem.* 29 (2000) 255.
- [12] N.N. Postnikov, *The Thermic Phosphoric Acid: Chemistry and Technology*, Khimia, Moscow, 1970, 304 pp.
- [13] A.M. Kolker, A.N. Kinchin, L.P. Safonova, *Thermochim. Acta* 169 (1990) 347.
- [14] A.N. Kinchin, A.M. Kolker, G.A. Krestov, *J. Phys. Chem.* 6 (1986) 782.
- [15] Y. Marcus, *J. Chem. Soc., Faraday Trans.* 87 (1991) 2995.
- [16] Y.A. Karapetyan, V.N. Achis, *Physical–Chemical Properties of Non-Aqueous Electrolytes Solutions*, Khimia, Moscow, 1989, 256 pp.
- [17] S.N. Solovyov, A.N. Lobova, *Zh. Fiz. Khim.* 72 (1998) 1149.
- [18] V.P. Glushko (Ed.), *Compound Thermal Constants, No. III*, Academy of Sciences of USSR, Moscow, 1968 (in Russian).
- [19] A.E. Martell, R.M. Smith, *Critical Stability Constants: Inorganic Complexes*, vol. 5, 1982, 622 pp.