

## THERMAL BEHAVIOUR OF $A_4B_3$ CAGE MOLECULES (A = P, As; B = S, Se)

R. BLACHNIK

*Anorganische Chemie, FB Biologie/Chemie, Universität Osnabrück, Barbarastrasse 7, D-4500 Osnabrück (F.R.G.)*

U. WICKEL

*Anorganische Chemie, FB Chemie/Biologie, Universität, GH, Siegen (F.R.G.)*

(Received 15 June 1984)

### ABSTRACT

The thermal behaviour of  $A_4B_3$  cage molecules (A = P, As; B = S, Se) was investigated by differential scanning calorimetry, X-ray methods and high-performance liquid chromatography. On heating, the molecules  $P_4S_3$ ,  $P_4Se_3$ ,  $As_4S_3$ , and with rapid heating rates  $As_4Se_3$ , transform into the plastic-crystalline state, the structure of which is related to the  $\beta$ -Mn structure with space group  $R\bar{3}m$ . The lattice constants of the so far not described plastic crystals of  $P_4Se_3$  and  $As_4S_3$  were determined to be:  $a = 1622.3(9)$  pm,  $\alpha = 89.47(7)^\circ$  at 370 K ( $P_4Se_3$ );  $a = 1660(1)$  pm,  $\alpha = 87.86(15)^\circ$  at 450 K ( $As_4S_3$ ).  $P_4S_3$  and  $P_4Se_3$  show a phase transition within the plastic-crystalline state, possibly in a simple cubic structure. The transformation temperature of  $P_4S_3$  is very close to the melting point and can be observed only on cooling.

In the high-temperature X-ray photographs of  $P_4Se_3$ ,  $As_4S_3$  and  $As_4Se_3$ , the decomposition into  $P_4Se_4$ ,  $As_4S_4$  and  $As_4Se_4$ , respectively, and unidentified amorphous products were observed. This decomposition influences the melting behaviour of  $A_4B_3$  compounds. At equilibrium conditions most decompose peritectoidally on heating, with fast heating rates, congruent melting or a transformation into the plastic-crystalline modification [ $As_4Se_3$ ], occurs. In the melt, however,  $A_4B_3$  seems to be the stable species again. The extent and the starting temperature of this decomposition was investigated; the decomposition, or polymerization, of the  $A_4B_3$  molecules increased in the order:  $P_4Se_3 < As_4S_3 < As_4Se_3$ .

### INTRODUCTION

The phase diagrams of P(As)–S(Se) mixtures contain molecular compounds of the type  $A_4B_3$ . These molecules have a structure which is derived from the  $P_4$  tetrahedron by introducing three chalcogen atoms into the P–P bonds (Fig. 1). The crystal structures of these compounds at room temperature are well known (Table 1). Most of the  $\alpha$ -phases crystallize in the same space group, they are not, however, isotypic.

TABLE 1

Data of  $A_4B_3$  structures stable at room temperature

Compound	Space group	Lattice constants	Z	Ref.
$\alpha$ - $P_4S_3$	<i>Pmnb</i>	$a = 966.0$ pm $b = 1059.7$ pm $c = 1367.1$ pm	8	1
$\alpha$ - $P_4Se_3$	<i>Pmnb</i>	$a = 973.9$ pm $b = 1179.7$ pm $c = 2627.0$ pm	16	2
$\alpha$ - $As_4S_3$	<i>Pnma</i>	$a = 1121$ pm $b = 990$ pm $c = 658$ pm	4	3
$\alpha$ - $As_4Se_3$	<i>Cc</i> or <i>C2/c</i>	$a = 2562.5$ pm $b = 652.2$ pm $c = 2301.5$ pm $\beta = 123.6^\circ$ (or $\beta = 126.6^\circ$ )	16	4

The  $A_4B_3$  molecules are of almost spherical shape; like other molecules of this type they transform at higher temperatures into the plastically crystalline state. Crystals in this state have relatively high vapour pressures, show a low entropy of fusion (usually  $< 21 \text{ J mol}^{-1} \text{ K}^{-1}$ ), and are very soft and plastic.

In order to clarify the confusing nomenclature of the different modifications of  $A_4B_3$  crystals, we name the normal crystalline modifications at low temperatures  $\alpha$ ; in the case when this modification transforms into a second normal crystalline modification at higher temperature,  $\alpha$  is given a prime ( $\alpha'$ ). The first plastically crystalline modification is called  $\beta$ . A second plastically crystalline modification at still higher temperatures is named  $\gamma$ . The sequence of phase transformations so far observed in  $A_4B_3$  crystals is thus  $\alpha \rightarrow (\alpha') \rightarrow \beta \rightarrow (\gamma)$ . Following this nomenclature the  $\beta$ - $As_4S_3$  and  $\beta$ - $As_4Se_3$  of Whitfield and co-workers [3,4] are named  $\alpha$  in Table 1. Although these workers determined the space group and lattice constants of

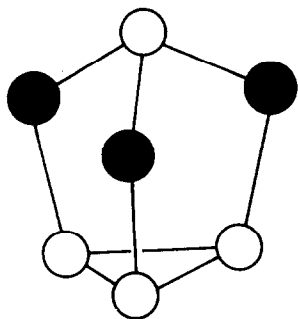


Fig. 1. Structure of  $A_4B_3$  cage molecule, (○) P, As; (●) S, Se.

$\beta$ -As<sub>4</sub>Se<sub>3</sub>, the observed reflections of our sample could not be correlated to the lattice parameters given in their work. Therefore, a list of  $d$ -values of our As<sub>4</sub>Se<sub>3</sub> phase is given in Table 2.

Some recent work on P<sub>4</sub>S<sub>3</sub>, P<sub>4</sub>Se<sub>3</sub>, As<sub>4</sub>S<sub>3</sub> and As<sub>4</sub>Se<sub>3</sub> [5–9] enlightened the thermal behaviour of these molecules. In Table 3 some thermodynamic data are summarized. However, the thermal behaviour is still not understood. For this reason a thermal investigation of A<sub>4</sub>B<sub>3</sub> molecules was carried out by means of differential scanning calorimetry (DSC), X-ray methods and high-performance liquid chromatography (HPLC).

## EXPERIMENTAL

### Preparation of the compounds

The four compounds were prepared by melting stoichiometric amounts of the corresponding pure elements: P(red), 99.999% (Knapsack); As, 99.995% (Preussag); S, 99.95% (Merck); and Se, 99.999% (Retorte), in evacuated, sealed quartz ampoules at  $\sim 700$  K. The reaction products were then purified by extraction with CS<sub>2</sub>. Additionally, As<sub>4</sub>S<sub>3</sub> was sublimed on a tube cooled by liquid nitrogen; thus, As<sub>4</sub>S<sub>3</sub> was obtained in the low-temperature

TABLE 2

$d$  values and estimated intensities of reflections of  $\alpha$ -As<sub>4</sub>Se<sub>3</sub>

$d$ (pm)	623	575	566	535	530	513	488	480	430	385.4	377.5
$I^a$	w	s	s	m	m	s	s	w	w	w	vw
$d$ (pm)	356.9	330.3	329.0	325.9	324.4	321.0	318.1	315.8	311.6	308.4	
$I^a$	vw	s	w	vw	vw	w	w	w	m	s	

<sup>a</sup> s, strong; m, medium; w, weak; vw, very weak.

TABLE 3

Thermal data of transitions in A<sub>4</sub>B<sub>3</sub> compounds

Compound	$T$ (K)	$\Delta H$ (kJ mol <sup>-1</sup> )	Type	Ref.
P <sub>4</sub> S <sub>3</sub>	314	9.75	$\alpha$ - $\beta$	5,8
		10.35		
P <sub>4</sub> Se <sub>3</sub>	445	3.08	$\beta$ melt	5,7
		356	$\alpha$ - $\beta$	
		479	$\beta$ - $\gamma$	
		522	$\gamma$ melt	
As <sub>4</sub> S <sub>3</sub>	404/422	1.4	$\alpha$ - $\alpha'$	6,8
		424/432	$\alpha'$ - $\beta$	
		491	$\beta$ melt	
		3.77		
		3.34		

modification. After melting,  $\text{As}_4\text{Se}_3$  was a glass, which could not be transformed into the crystalline state by annealing. However, vacuum sublimation and extraction with  $\text{CS}_2$  yielded crystalline products.  $\text{P}_4\text{S}_3$  is bright yellow,  $\text{As}_4\text{S}_3$  yellow,  $\text{P}_4\text{Se}_3$  orange and  $\text{As}_4\text{Se}_3$  red.

### *Experimental procedures*

Thermal measurements were carried out by either a DSC-990 thermal analyzer (DuPont) or a DSC-2 (Perkin-Elmer) in closed aluminium pans. Usually, heating rates of  $10 \text{ K min}^{-1}$  were used. Differing heating rates are mentioned. The standard deviation of the given temperatures is  $\pm 1 \text{ K}$ .

X-ray photographs at ambient temperature were made by a Guinier-4 camera (Enraf-Nonius), at higher temperatures by a Guinier-Simon camera (type FR 533, Enraf-Nonius) with  $\text{Cu-K}_{\alpha_1}$  radiation.  $\text{SiO}_2$  was used as an internal standard.

HPLC measurements were carried out with a pump (type 64, Fa. Knauer). As stationary phase a column (length 30 cm, ID 4 mm) filled with LiChrosorb RP 18 (grain size  $7 \mu\text{m}$ , Fa. Merck) was used, and as eluent a mixture of 90% methanol–10% water. The flow rate was  $1 \text{ ml min}^{-1}$ . The separated components were detected by UV absorption.

## RESULTS

### *Normal crystalline high-temperature modifications*

$\text{As}_4\text{S}_3$  occurs as a mineral in two forms, namely dimorphit II ( $\alpha\text{-As}_4\text{S}_3$ ) and dimorphit I ( $\alpha'\text{-As}_4\text{S}_3$ ).  $\alpha\text{-As}_4\text{S}_3$  is the room-temperature modification and transforms into  $\alpha'\text{-As}_4\text{S}_3$  at 404 K on heating at  $10 \text{ K min}^{-1}$  [6]. Bastow et al. [4] discussed two  $\text{As}_4\text{Se}_3$  modifications. With the aid of high-temperature X-ray photographs we could show similar to the modifications of  $\text{As}_4\text{S}_3$ , that the  $\beta\text{-As}_4\text{Se}_3$  of Bastow et al. is stable at room temperature. This phase transforms into  $\alpha'\text{-As}_4\text{Se}_3$  ( $\alpha\text{-As}_4\text{Se}_3$  of Bastow et al.) at 412 K on heating at  $1.25 \text{ K min}^{-1}$ .  $\alpha'\text{-As}_4\text{S}_3$  and  $\alpha'\text{-As}_4\text{Se}_3$  can be obtained in a metastable form at ambient temperature by quenching.

### *Plastically crystalline modifications*

The structure of the plastically crystalline modification of  $\text{P}_4\text{S}_3$  ( $\beta\text{-P}_4\text{S}_3$ ), recently solved by Chattopadhyay et al. [10], is related to the  $\beta\text{-Mn}$  structure. The lattice parameters are: space group  $R3m$ ;  $a = 1585 \text{ pm}$ ;  $\alpha = 89^\circ 53'$ ;  $Z = 20$ . Our high-temperature X-ray photographs revealed the first plastically crystalline modifications of  $\text{P}_4\text{Se}_3$  and  $\text{As}_4\text{S}_3$  to be isotypic to  $\beta\text{-P}_4\text{S}_3$ . We determined the following lattice constants: for  $\beta\text{-P}_4\text{Se}_3$ ;  $a = 1622.3 \pm 0.9$

pm;  $\alpha = 89.47 \pm 0.07^\circ$  at 370 K; and for  $\beta\text{-As}_4\text{S}_3$ ,  $a = 1660 \pm 1$  pm;  $\alpha = 87.86 \pm 0.15^\circ$  at 450 K. The observed reflections of  $\beta\text{-P}_4\text{Se}_3$  could not be correlated to the lattice constants of the cubic structure assumed by Monteil and Vincent [11].

Blachnik et al. [6] concluded from DSC-measurements that  $\text{As}_4\text{Se}_3$  transforms into a plastically crystalline modification above 447 K. However, in high-temperature X-ray photographs of  $\text{As}_4\text{Se}_3$  (heating rate  $5 \text{ K h}^{-1}$ ) reflections due to a plastic phase were not observed.

$\text{P}_4\text{Se}_3$  shows a phase transition within the plastically crystalline state. At about 470 K a transformation of  $\beta\text{-P}_4\text{Se}_3$  into  $\gamma\text{-P}_4\text{Se}_3$  can be observed in high-temperature Guinier-Simon photographs; the list of reflections of  $\gamma\text{-P}_4\text{Se}_3$  is given in Table 4. These values, determined during cooling experiments in the X-ray camera, differ from those given by Monteil and Vincent [11] for the  $\gamma$ -phase of  $\text{P}_4\text{Se}_3$ .  $\gamma\text{-P}_4\text{Se}_3$  possibly crystallizes in a simple cubic structure like most plastic crystals.

DSC measurements revealed that a second plastically crystalline phase of  $\text{P}_4\text{S}_3$  exists. In Fig. 2 the results of the DSC experiment on  $\text{P}_4\text{S}_3$  are given. On heating, the expected large heat effect was observed, along with the  $\alpha\text{-}\beta$  transition at 315 K and the smaller effect corresponding to the fusion of  $\beta\text{-P}_4\text{S}_3$  at 445 K. During all cooling experiments a third exothermic effect was found, which lies between the peak due to the freezing of the sample and

TABLE 4

*d* values and intensities of  $\gamma\text{-P}_4\text{Se}_3$ 

<i>d</i> (pm)	583	542	513	307	286	282
<i>I</i> <sup>a</sup>	s	m	vs	w	w	m

<sup>a</sup> vs, very strong; s, strong; m, medium; w, weak.

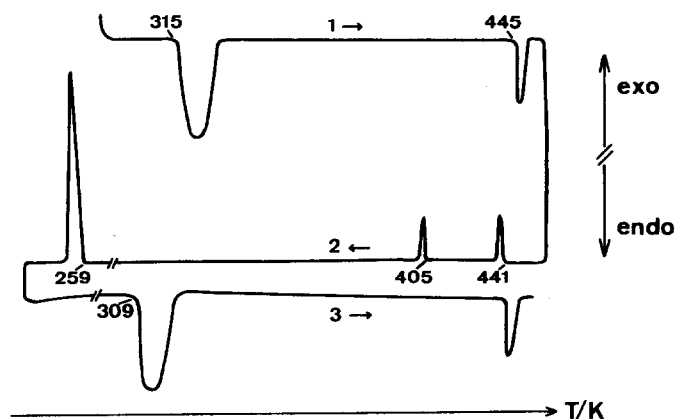


Fig. 2. Behaviour of  $\text{P}_4\text{S}_3$  during heating and cooling experiments in the DSC. (1) First heating; (2) cooling; (3) second heating with hysteresis effect.

that caused by the  $\beta \rightarrow \alpha$  transformation. The sum of the enthalpies of this new effect and of the freezing effect is nearly equal to the enthalpy of melting of  $P_4S_3$ , measured in the heating runs. An interpretation of this new thermal effect was possible by solving the phase diagram of the quasibinary system  $P_4S_3$ - $P_4Se_3$  [7], which revealed that a region of complete solid solubility based on  $\gamma$ - $P_4Se_3$  extends through the system from  $P_4Se_3$  to pure  $P_4S_3$ . The measured effects, extrapolated to  $P_4S_3$ , show that the stability range of the  $\gamma$ -phase in  $P_4S_3$  is very small. On cooling liquid  $P_4S_3$ , the primarily crystallizing phase, indicated by the first exothermic effect, has a  $\gamma$ - $P_4Se_3$  structure. The second exothermic effect in the DSC run indicates the transformation of this  $\gamma$ - $P_4S_3$  into  $\beta$ - $P_4S_3$ . This behaviour is reproducible.

In the transformations of  $P_4S_3$ ,  $P_4Se_3$  and  $As_4S_3$  different kinds of hysteresis effects were observed. As usual for the transformation into the plastic phase [12] the transition temperatures on heating ( $P_4S_3$ , 315 K;  $As_4S_3$ , 424 K) and on cooling ( $P_4S_3$ , 259 K [8];  $As_4S_3$ , 319 K [9]), differ, as already reported by Chattopadhyay et al. [8,9]. An explanation of this anomaly was given by Wagner [13], who assumed a certain fraction of disordered molecules in the normal-crystalline phase and residual positional order in the plastic phase. This phenomenon leads to two transformation paths one on heating, the other on cooling. This assumption is supported by a second hysteresis of the  $\alpha$ - $\beta$  transformation of  $P_4S_3$  and  $As_4S_3$ . The transformation temperature of annealed  $P_4S_3$  is 315 K. In subsequent reheating DSC runs, however, the transition occurs at 309 K. A transition temperature of 315 K is again found after several hours storing at ambient temperature. Although Chattopadhyay et al. [8] found no residual entropy after the transformation of  $P_4S_3$ , we believe that this hysteresis effect is caused by orientationally disordered molecules in the  $\alpha$  modification. The fraction of these molecules decreases to the equilibrium value by reorientational jumps, even at ambient temperature after several hours. Similar conclusions were drawn by Kolditz and Wahner [14], to explain their  $^{31}P$ -NMR experiments. Though Gibby et al. [15] and Andrew et al. [16] assumed a rapid motion of the  $P_4S_3$  molecule around the  $C_3$  axis in the plastic phase, the movement must be cooperative, thus giving a certain amount of positional order. This is supported by the rapid diffusion in the plastic-crystalline state and by the structure of the  $\beta$ -phases of  $A_4B_3$  molecules, which have no simple cubic or hexagonal lattice as usually found in the plastic phases. In  $P_4Se_3$ , a hysteresis comparable to this anomaly was observed. In the first heating experiment the  $\alpha$ - $\beta$  transformation is found at a higher temperature (474 K) than in subsequent runs (465 K). The difference between the transition temperature found by us and that reported by Monteil and Vincent [11] can probably be explained by this effect.

In experiments with  $P_4Se_3$ , differing hysteresis effects of the  $\beta$ - $\alpha$  transition were found. Instead of the very sharp peaks of the  $\beta$ - $\alpha$  transition of  $P_4S_3$  and  $As_4S_3$ , in DSC cooling experiments with  $P_4Se_3$ , a broad peak

between 300 and 270 K appeared. In a following heating experiment the peak indicating the  $\alpha$ - $\beta$  transformation splitted into two, a small one at 340 K and a large one at 350 K. Similar effects had been observed in  $P_4S_3/P_4Se_3$  mixtures [7], and may be due to a two-step mechanism of the transition into the plastic phase.

The  $\gamma$  phases of  $P_4S_3$  and  $P_4Se_3$  could be undercooled. Contrary to the  $\beta$ - $\alpha$  transition the magnitude of the undercooling is dependent on the experimental conditions, and has no thermodynamic basis\*.

### *Decomposition reactions*

In the high-temperature X-ray photographs of  $P_4Se_3$ ,  $As_4S_3$  and  $As_4Se_3$ , reflections appeared which did not belong to the  $A_4B_3$  modifications. In  $As_4S_3$  this phenomenon was previously described by Chattopadhyay et al. [9], who found in high temperature X-ray photographs above 438 K a phase with an unknown composition and structure; this was stable at ambient temperature after cooling. We could correlate the additional reflections to the lattice parameters of  $As_4S_4$  (in the photograph of Chattopadhyay the  $\beta$ , in ours the  $\alpha$  modification) or  $\alpha$ - $P_4Se_4$  and  $\alpha$ - $As_4Se_4$  in the high-temperature X-ray photographs of  $P_4Se_3$  and  $As_4Se_3$ . Thus, these compounds decompose peritectoidally into  $A_4B_4$  molecules and unidentified amorphous products. The reflections of  $\gamma$ - $P_4Se_3$ , reported by Monteil and Vincent [11], are also very similar to those of  $\alpha$ - $P_4Se_4$ . These decomposition reactions could be verified by annealing experiments. Samples of  $P_4Se_3$ ,  $As_4S_3$  and  $As_4Se_3$  were annealed for a number of days at 500, 450 and 400 K, respectively; Guinier photographs of quenched samples showed only the reflections of  $\alpha$ - $P_4Se_4$ ,  $\alpha$ - $As_4S_4$ , and  $\alpha$ - $As_4Se_4$ , respectively.

This decomposition influences the thermal behaviour of  $A_4B_3$ -compounds. The melting points of  $As_4S_3$  vs. the heating rate are given in Table 5. The decrease in melting point with lower heating rates is due to a freezing point depression, caused by the formation of  $As_4S_4$  molecules. A low heating rate allows the decomposition of larger amounts of  $As_4S_3$ , as compared with high heating rates. Similar observations were made for  $P_4Se_3$ . With heating rates of  $10 \text{ K min}^{-1}$ ,  $P_4Se_3$  and  $As_4S_3$  melt congruently in the DSC at 516 and 491 K, respectively. In the case of  $P_4Se_3$ , this temperature can be reproduced in consecutive runs using identical heating rates. The melting temperature of  $As_4S_3$  can be reproduced when the heating is stopped immediately after the melting process begins.

In the literature the melting process of  $P_4Se_3$  is described as a borderline case between congruent melting and peritectical decomposition. According

\* In several DSC runs of  $A_4B_3$  molecules exothermic effects between the  $\alpha$ - $\beta$  transformation and the melting point could be observed. Because these thermal effects were not exactly reproducible we are not able to give an explanation.

TABLE 5

Melting points of  $\text{As}_4\text{S}_3$  vs. the heating rates

Heating rate ( $\text{K min}^{-1}$ )	20	10	5	2	1	0.5
$T_m$ (K)	487	485	482	480	476	474.5

to our measurements the melting behaviour is determined by the heating rate: at equilibrium conditions the compound decomposes peritectoidally, with fast heating rates it melts congruently.

The thermal behaviour of  $\text{As}_4\text{Se}_3$  also depends on the heating rate. Some DSC runs, measured with different heating rates, are plotted in Fig. 3. The thermal effects could be interpreted from the X-ray data of quenched samples: in runs with heating rates of  $\leq 5 \text{ K min}^{-1}$  the first thermal effect

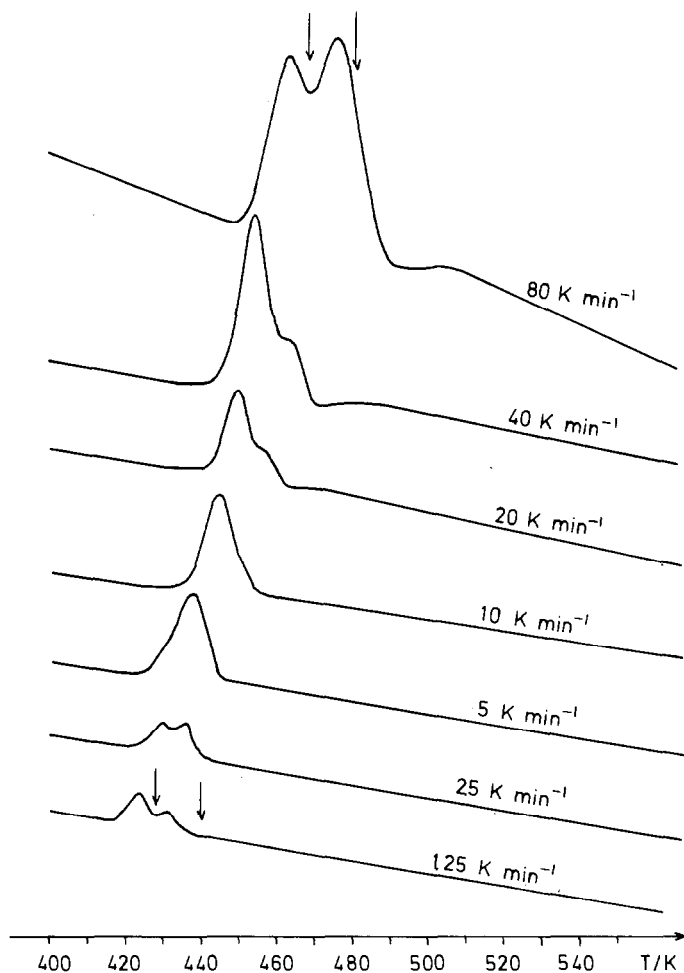


Fig. 3. DSC runs of  $\text{As}_4\text{S}_3$  with different heating rates. ( $\downarrow$ ) samples for X-ray analysis quenched from these temperatures.



can be ascribed to the  $\alpha$ - $\alpha'$  transition of  $\text{As}_4\text{Se}_3$ ; the transition is not reversible. The second peak shows the decomposition of  $\text{As}_4\text{Se}_3$  into an amorphous phase, which can be recognized by the absence of any X-ray reflections, the appearance of the sample, and a glass transition step in the DSC run at about 530 K. In contrast with the slow decomposition reactions of  $\text{P}_4\text{Se}_3$  ( $\text{As}_4\text{S}_3$ ) this phase transforms rapidly into the glassy state. After annealing,  $\alpha$ - $\text{As}_4\text{Se}_4$  crystallizes from the glass. Between heating rates of 10 and  $80 \text{ K min}^{-1}$  the  $\alpha$ - $\alpha'$  transition does not appear. In this DSC runs the first thermal effect is due to partial decomposition into the amorphous substance. The remaining crystalline parts transform into the plastically crystalline phase, indicated by the second peak. With increasing heating rates, the amount of  $\text{As}_4\text{Se}_3$ , transforming into the plastically crystalline phase increases. This is shown by the relationship between the peak areas and the respective peaks. In quenched samples the X-ray reflections of  $\alpha$ - and  $\alpha'$ - $\text{As}_4\text{Se}_3$ , as well as some new reflections, could be detected. The latter were similar to those of the isotypical  $\beta$  phases of  $\text{P}_4\text{S}_3$ ,  $\text{P}_4\text{Se}_3$  and  $\text{As}_4\text{S}_3$ . We therefore assume that on fast heating  $\text{As}_4\text{Se}_3$  can be transformed into a metastable, plastically crystalline phase of  $\beta$ - $\text{P}_4\text{S}_3$  structure.

#### *HPLC investigations of the decomposition reactions of $\text{As}_4\text{S}_3$*

The extent and the starting temperature of the decomposition reactions of  $\text{As}_4\text{S}_3$  were investigated by HPLC measurements, which are much more sensitive for the detection of traces of  $\text{As}_4\text{S}_4$  molecules than the X-ray technique.  $\text{As}_4\text{S}_3$  and  $\text{As}_4\text{S}_4$  can be separated on an RP 18 column with the eluent 90% methanol/10% water. The retention times are 7.8 min for  $\text{As}_4\text{S}_4$  and 8.8 min for  $\text{As}_4\text{S}_3$ . The chromatographic experiments revealed that neither extraction with  $\text{CS}_2$  nor sublimation yielded pure  $\text{As}_4\text{S}_3$ , but that  $\text{As}_4\text{S}_3$  always contains traces of  $\text{As}_4\text{S}_4$ .

$\text{As}_4\text{S}_3$  samples were annealed at 400, 415 and 450 K for two weeks. In Table 6 the relationship between the areas of the  $\text{As}_4\text{S}_3$  and  $\text{As}_4\text{S}_4$  peaks in the HPLC chromatograms is given \*. The results show that the decomposition starts at 400 K, i.e., in the normal crystalline modification, but that it is still not completed after annealing at 450 K for two weeks. The long reaction time explains why no thermal effects due to this reaction were observed in the DSC measurements. The decomposition of  $\text{P}_4\text{Se}_3$  could not be investigated by HPLC experiments, because  $\text{P}_4\text{Se}_4$  is insoluble in organic solvents. All techniques used gave strong evidence that, with the exception of  $\text{P}_4\text{S}_3$ , the  $\text{A}_4\text{B}_3$  molecules decompose to the more stable  $\text{A}_4\text{B}_4$  form by a solid-state reaction at higher temperatures.

In the melt, however, the  $\text{A}_4\text{B}_3$  molecules seem to be the stable species

\* This relation does not give the quantitative composition of the samples directly, because no correction for the differing extinction coefficients was made (UV detection).

TABLE 6

Relationship between the ratio of the areas of the  $As_4S_3$  and  $As_4S_4$  peaks in HPLC chromatograms and the annealing temperature

$T$ (K)	not annealed	400	415	450
$A_{As_4S_3}/A_{As_4S_4}$	37	33	22	1

again. This hypothesis is supported by several experimental observations.

(1)  $P_4Se_3$ ,  $As_4S_3$  and  $As_4Se_3$  were prepared by melting stoichiometric amounts of the elements.

(2) Molten samples of  $P_4Se_3$  and  $As_4S_3$ , already decomposed into the  $A_4B_4$  phases in the solid state, showed, after melting on slow cooling in the high temperature X-ray camera as well as on X-ray photographs of quenched molten samples, the reflections of  $\gamma$ - $P_4Se_3$  and  $\beta$ - $As_4S_3$ , respectively.

(3) Raman spectra gave evidence for the existence of  $As_4S_3$  and  $P_4Se_3$  molecules in the melt [17]. However, the concentration of both species in the melt cannot be derived from these data.

(4) A sample of  $P_4Se_3$ , annealed until the  $P_4Se_3$  X-ray reflections vanished, was held in the melt at 580 K for a number of minutes and then cooled to low temperatures (liquid  $N_2$ ). The following DSC run showed an exothermic peak at 481 K and then the melting point of pure  $P_4Se_3$ . A sample of the same substance which was annealed for 20 h in the solid state at 500 K does not show the thermal effects of pure  $P_4Se_3$ , instead, an exothermic effect at 566 K, well above the melting temperature of  $P_4Se_3$ , was present. This effect is probably due to the reforming of  $P_4Se_3$  molecules.

## DISCUSSION

According to Kitaigorodskii's theory, molecules are packed to make the best use of the available space: "the protrusions of one molecule will pack into the hollows of the next" [18]. The number of contacting molecules is usually twelve, with the structure assumed to be built from close-packed layers of molecules. It could be expected that molecules with the same symmetry and the same molecular structure should crystallize in the same structure, however,  $\alpha$ - $P_4S_3$ ,  $\alpha$ - $P_4Se_3$ ,  $\alpha$ - $As_4S_3$  and  $\alpha'$ - $As_4Se_3$  crystallize in similar but not isotypical structures. We assume that a variation in the intermolecular interactions leads to the different crystal structures. On transformation into the plastically crystalline phase there is a drastic increase in molar volume, in the case of  $P_4S_3$  this is about 12% [8]. Thus, in the plastically crystalline phase, the molecules are not packed closely. They are rather arranged in such a way that the sterical restrictions for an orientational disordering are minimized. The small chemical and size differences of the individual compounds become insignificant and all compounds crystal-

lize in the  $\beta$ - $P_4S_3$  structure. The similarity of all  $\alpha$ - $\beta$  transitions can also be shown by an analysis of the transition entropies according to Guthrie and McCullough [19] who used values of the entropies of transition to estimate the number of distinguishable molecular orientations in the plastic phase, by the formula

$$\Delta S_{\alpha-\beta} = R \ln N_{\text{plast}}/N_{\text{cryst}}$$

The relation  $N_{\text{plast}}/N_{\text{cryst}}$  is very similar in all  $A_4B_3$  molecules, approximately 40–43, however, the measured enthalpies of transition are much higher than could be expected from the symmetries of the molecules and the lattice. The dependence of the plastically crystalline range on the deviation from globular shape first reported by Clark et al. [20], was also observed for  $A_4B_3$  molecules (60 K,  $As_4S_3$ ; 143 K,  $P_4Se_3$ ).

The very small entropies of fusion, which are  $< R$  for  $P_4Se_3$  and  $P_4S_3$  can be explained by a theory of Aston et al. [21]. They found that in molecules with shapes deviating from the ideal spherical form, the rotation leads to a translation of the centre of gravity. This translation results in an increase in the entropy of the plastic phase and a decrease in  $\Delta S_f$ .

The thermal stability with respect to the decomposition or polymerisation of the  $\beta$ -phase decreases in the order  $P_4S_3 > P_4Se_3 > As_4S_3 > As_4Se_3$ .  $\beta$ - $P_4S_3$  is a thermodynamically stable phase.  $\beta$ - $P_4Se_3$  is stable only at lower temperatures and decomposes peritectoidally into  $P_4Se_4$  at higher temperatures ( $> 450$  K).  $\beta$ - $As_4S_3$  can only be obtained in a metastable form.  $\beta$ - $As_4Se_3$  is only formed metastably in a very small temperature range for short periods.

#### ACKNOWLEDGEMENTS

We express our gratitude to the Deutsche Forschungsgemeinschaft and to the Fonds der Chemie, who supported this work.

#### REFERENCES

- 1 Y.C. Leung, J. Waser, S. van Houten, A. Vos and G.A. Wiegers, *Acta Crystallogr.*, 10 (1957) 574.
- 2 E. Keulen and A. Vos, *Acta Crystallogr.*, 12 (1959) 323.
- 3 a. H.J. Whitfield, *J. Chem. Soc. A*, (1970) 1800.  
b. H.J. Whitfield, *J. Chem. Soc. Dalton Trans.*, (1973) 1737.
- 4 T.J. Bastow, J.D. Campbell and H.J. Whitfield, *Aust. J. Chem.*, 25 (1972) 2291.
- 5 R. Blachnik and A. Hoppe, *Z. Anorg. Allg. Chem.*, 457 (1979) 91.
- 6 R. Blachnik, A. Hoppe and U. Wickel, *Z. Anorg. Allg. Chem.*, 463 (1980) 78.
- 7 R. Blachnik and U. Wickel, *Z. Naturforsch., Teil B*, 37 (1982) 1507.
- 8 T. Chattopadhyay, E. Gmelin and H.G. von Schnering, *J. Phys. Chem. Solids*, 43 (1982) 925.
- 9 T. Chattopadhyay, E. Gmelin and H.G. von Schnering, *Phys. Status Solidi A*, 76 (1983) 543.

- 10 T.K. Chattopadhyaya, W. May, H.G. von Schnering and G.S. Pawley, *Z. Kristallogr. Kristallgeom., Kristallphys., Kristallchem.*, in press.
- 11 Y. Monteil and H. Vincent, *Can. J. Chem.*, 52 (1974) 2190.
- 12 D. Schmid and U. Wannagat, *Chem. Ztg.*, 98 (1974) 575.
- 13 C. Wagner, *Z. Phys. Chem.*, 193 (1943) 386.
- 14 L. Kolditz and E. Wahner, *Z. Chem.*, 12 (1972) 383.
- 15 M.G. Gibby, A. Pines, W.-K. Rhim and J.S. Waugh, *J. Chem. Phys.*, 56 (1972) 991.
- 16 E.R. Andrew, W.S. Hinshaw and A. Jasinski, *Chem. Phys. Lett.*, 24 (1974) 399.
- 17 M.S. Somer, Dissertation, TU Clausthal, 1979.
- 18 D.M. Adams, *Inorganic Solids*, Wiley, London, 1974, p. 170.
- 19 G.B. Guthrie and J.P. McCullough, *J. Phys. Chem. Solids*, 18 (1961) 53.
- 20 T. Clark, M.A. McKervey, H. Mackle and J.J. Rooney, *Chem. Commun.*, (1974) 1279.
- 21 J.G. Aston, Q.R. Stottleyer and G.R. Murray, *J. Am. Chem. Soc.*, 82 (1960) 1281.