

## A THERMOMETRIC STUDY ON THE OXIDATION OF ISOPROPYL ALCOHOL IN SOME MINERAL ACIDS

H.A. EL SHAYEB, F.M. ABD EL WAHAB and D.M. SULTAN

*Laboratory of Electrochemistry and Corrosion, National Research Centre, Dokki, Cairo (Egypt)*

(Received 27 May 1986)

### ABSTRACT

Isopropyl alcohol is readily oxidized by  $\text{HNO}_3$  at room temperature with the evolution of a considerable amount of heat. The reaction is followed by the thermometric technique. The temperature–time curves reveal, after the induction period, that the oxidation reaction proceeds in two consecutive steps, the first to acetone then to acetic and formic acids. It has been found that the reaction is first order with respect to the first step and second order for the latter stage. The activation energy of the reaction is calculated.

Hydrochloric and sulphuric acids do not react with isopropyl alcohol at room temperature except in the presence of an oxidizing agent, e.g.  $\text{K}_2\text{Cr}_2\text{O}_7$  or  $\text{KMnO}_4$ . The effect of varying the initial temperature as well as different additives on the thermometric behaviour of the reaction are studied and a mechanism of the reaction is proposed.

### INTRODUCTION

The thermometric technique has proved to be an effective and rapid measure for the dissolution of metals [1–6] and alloys [7,8] in a variety of attacking media and for elucidation of corrosion inhibition by surface active agents and additives [1,4,5,7,9–13]. In a recent publication [14], the dissolution of copper, zinc and copper–zinc alloy was studied in nitric acid by the thermometric technique. It was found that this dissolution was influenced by the presence of some alcohols. The degree of dissolution of the tested metals depends on the nature, chemical properties and concentration of the alcohol as well as the acid strength. It was noticed [14] that some of the tested alcohols, e.g. isopropyl alcohol, show a chemical reaction with nitric acid, even in the absence of the metal at room temperature.

It seemed of interest to examine the chemical reaction of isopropyl alcohol and some mineral acids by the thermometric technique. The study aims to throw light on the acid decomposition of the alcohol and the effect of some variables on the stability of the compounds, the order of reaction and thermodynamic parameters. Shams El Din and Arain [15] recently used the thermometric technique to examine the stability of dibutyl thiourea in

acid solutions. They [15] found that the reaction is bimolecular in dibutyl thiourea and of fifth order in  $\text{HNO}_3$ , and has an activation energy of 14 kcal  $\text{mol}^{-1}$ .

## EXPERIMENTAL

The thermometric reaction vessel and the experimental setup were the same as described elsewhere [4,16]. The total volume of the reaction solution is 15 ml, and unless otherwise stated, the initial temperature was 23°C. The variation of the temperature of the system was measured to  $\pm 0.1^\circ\text{C}$  on a calibrated thermometer. All chemicals were of AR quality and were prepared by recommended procedures. Experiments, carried out under identical conditions, were highly reproducible with a deviation of  $\pm 0.5^\circ\text{C}$  in the maximum temperature ( $T_m$ ) and  $\pm 1$  min in the time taken ( $t$ ) to reach it. Due to the comparatively low specific gravity of the alcohol, the solutions were poured into it, to assure better mixing. The reaction number RN is defined as

$$\text{RN} = (T_m - T_i)/t = T/t(^\circ\text{C min}^{-1})$$

where  $T_m$  and  $T_i$  are the maximum and initial temperatures, respectively, and  $t$  the time in minutes taken from the start of the experiment to reach  $T_m$ .

## RESULTS AND DISCUSSION

The curves of Fig. 1 represent the variation of temperature with time of 15 ml 6 N  $\text{HNO}_3$  containing increasing concentrations of isopropyl alcohol ranging between 0.1–2 ml (equivalent to 0.087–1.7 M). The initial temperature  $T_i$  of this set of experiments is 23°C. The curves obtained are characterized by an induction period which is increased by decreasing the alcohol concentration. Then the temperature rises quickly to attain a maximum  $T_m$  value passing via a discontinuity along the rising parts of the curves. This discontinuity is ill-defined at relatively higher concentrations of the alcohol due to the rapid increase in temperature but is clearly distinguished at lower ones. The maximum temperature of the first  $T_{m1}$  and second steps  $T_{m2}$  are decreased by decreasing the alcohol concentration and the time to reach  $T_{m1}$  and  $T_{m2}$  increases. At alcohol concentration  $C_{\text{alc}} \leq 0.52$  M (0.6 ml) the thermometric curves do not rise to the second step (stop at the first step). So RN values decrease by decreasing the concentration of alcohol as can be seen from Fig. 2.

Similar sets of experiments to those exhibited in Fig. 1 were conducted at initial temperatures of 15, 17.5, 20, 30 and 35°C. However, the progressive

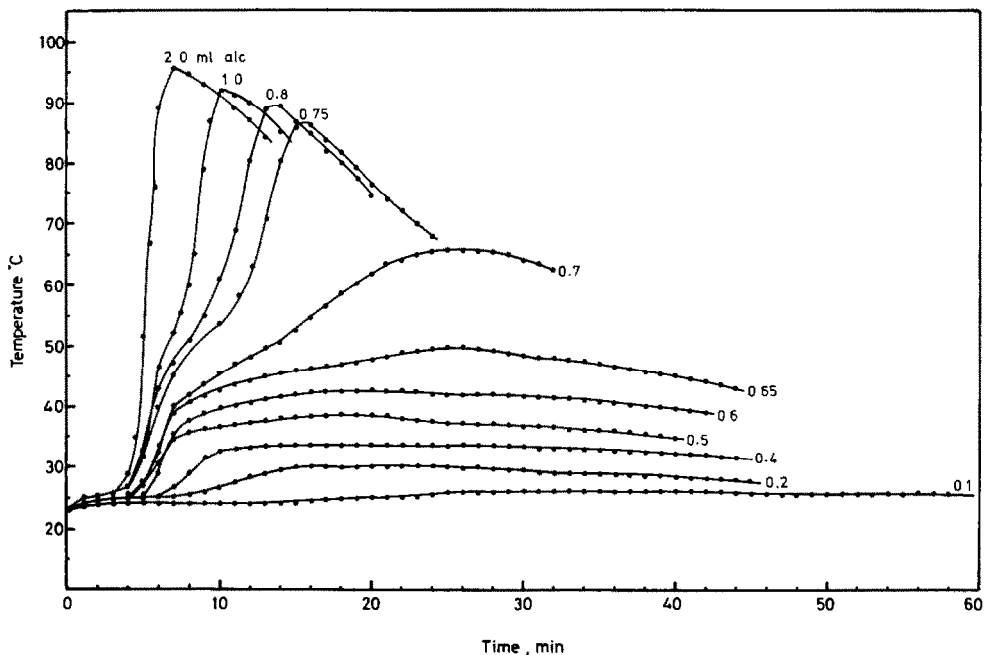


Fig. 1. Variation of temperature with time when adding different amounts of isopropyl alcohol to 6 M  $\text{HNO}_3$ .

rise of the initial temperature leads to shorter induction periods and much more rapid attainment of maximum temperatures. Therefore higher concentrations of alcohol have to be used when the initial temperature is

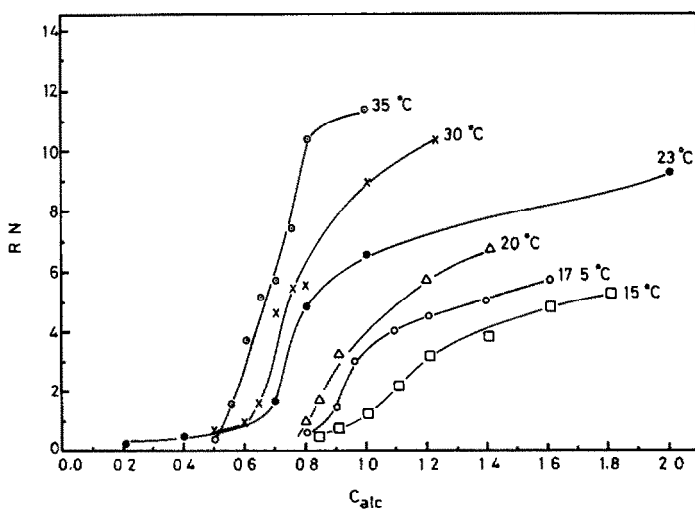


Fig. 2. Variation of the RN values with  $\log C_{\text{alc}}$  at different initial temperatures.

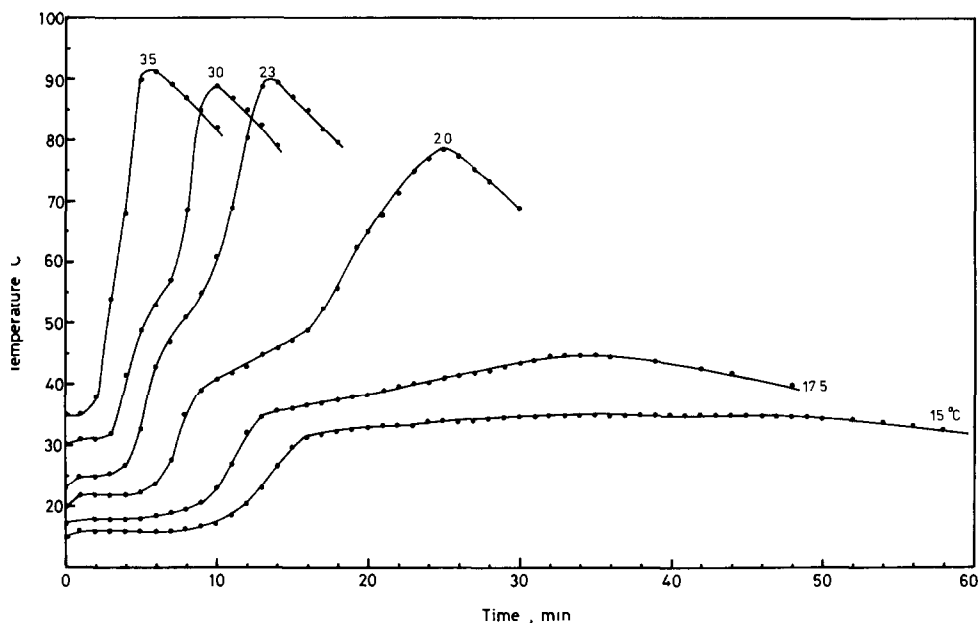


Fig. 3. Effect of changing the initial temperature for solutions of 0.696 M (0.8 ml) isopropyl alcohol and 6 M  $\text{HNO}_3$ .

decreased to achieve comparable effects. As an example the effect of changing the initial temperature for solutions of 0.696 M alcohol and 6 M  $\text{HNO}_3$  is shown in Fig. 3.

The features revealed from Figs. 1 and 3 strongly suggest that the reaction between nitric acid and isopropyl alcohol occurs via three consecutive steps. The first is represented by the induction period, which is the time before the reaction starts and is rate determining. As it is known that nitric acid has powerful oxidizing properties and taking in consideration the tendency of alcohols to be oxidized in acid media, one cannot escape the fact that an oxidation reaction takes place when both are brought into contact.

In solutions of constant acid concentration the rate of reaction,  $R$ , between isopropyl alcohol and nitric acid can be expressed in a similar manner to that mentioned by Shams El Din and Arain [15]

$$R = KC_{\text{alc}}^n \quad (1)$$

where  $K$  is the rate constant,  $C$  is the volume of the additive in ml, and  $n$  is the order of the reaction with respect to isopropyl alcohol. Further it is considered that at time  $t$  of reaching  $T_m$ , either for the first or second peak all the alcohol (peak 1) or its intermediate compound (peak 2) have reacted. The average rate  $R$  is equal to

$$R = C/t \quad (2)$$

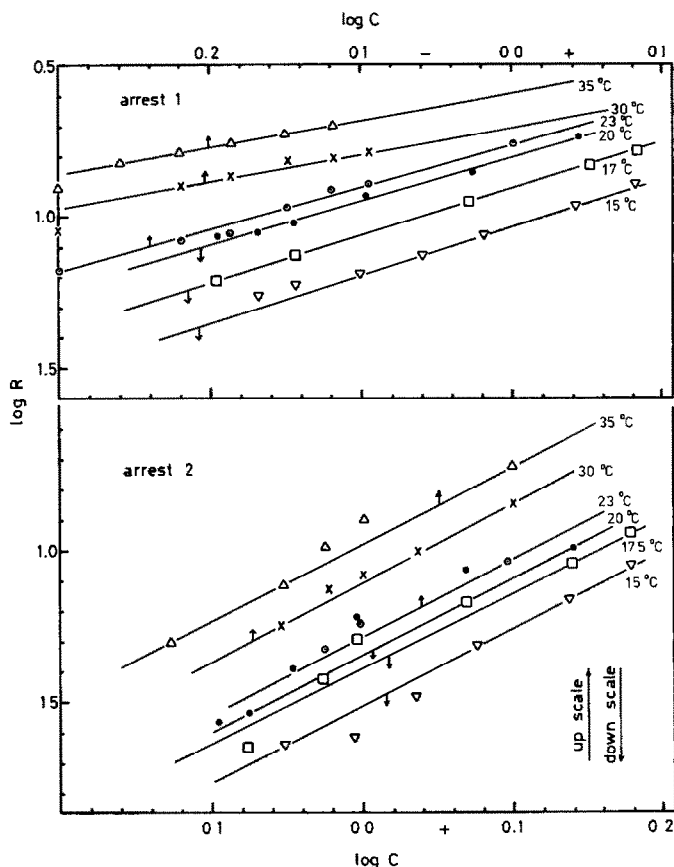
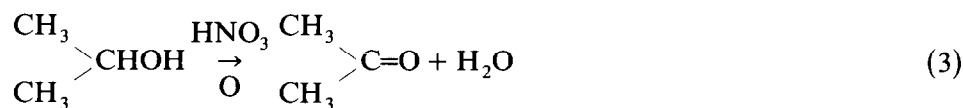


Fig. 4. Relation between the logarithmic rate of reaction of isopropyl alcohol and nitric acid for the two arrests at different initial temperatures.

According to eqn. (1), at constant temperature the plot of  $\log R$  versus  $\log C$  should yield a straight line with a slope equal to  $n$ , thus establishing the order of the reaction. The lines intercept the  $\log R$  axis at the value of  $\log K$ , enabling the calculation of the specific reaction rate.

Figure 4 exhibits the plots of  $\log R$  versus  $\log C_{alc}$  for the reaction of isopropyl alcohol and 6 M  $\text{HNO}_3$  for the two peaks at different initial temperatures varying between 15 and 35°C. Invariably straight lines for both cases are obtained which satisfy the general relation (1). The lines obtained are nearly parallel and have slopes ranging from 1.1 to 1.4 for the first step and 2.7–2.8 for the total peak. It can be explained that two consecutive reactions are taking place one after the other. From the results, it seems that the first reaction is first order with respect to alcohol. The second reaction although giving a slope of 2.7, seems to be a second order reaction. The value higher than 2.0 indicates that the first reaction is still occurring and the two reactions are occurring simultaneously. This indicates

that the reaction of isopropyl alcohol with  $\text{HNO}_3$  is first order to form the first product (probably acetone) according [17] to



Acetone is further oxidized in a second order reaction to a mixture of acetic and formic acids



The activation energy of the reaction can be evaluated from the measurements of the rate of reaction at different temperatures. In accordance with the familiar Arrhenius equation

$$R = B \exp(-\Delta H/RT) \quad (5)$$

when plotting  $\log K$  under similar conditions as a function of the reciprocal of the absolute temperature, straight parallel lines are obtained. Thus the activation energy can be calculated and amounted, according to the experimental conditions, to 6.40 and 12.34 kcal mol<sup>-1</sup> for the two steps of the reaction.

The reaction between isopropyl alcohol and solutions of HCl or  $\text{H}_2\text{SO}_4$  of comparable concentrations was too slow to be followed by the thermometric technique. As these acids are equally strong, their slowness in reaction with the alcohol seems to be connected to the experimental conditions as well as the lack of an oxidizing agent as is the case for  $\text{HNO}_3$ . It could be concluded that the reaction between  $\text{HNO}_3$  and isopropyl alcohol is primarily an oxidation reaction. Support to this idea is manifested when adding strong oxidizing agents to solutions of both HCl and  $\text{H}_2\text{SO}_4$  as shown in Fig. 5. Addition of increments of  $\text{K}_2\text{Cr}_2\text{O}_7$  or  $\text{KMnO}_4$  to the acid solutions causes an instantaneous rise in temperature. The maximum temperature,  $T_m$ , varied hand in hand with the oxidant content in the medium. On the other hand, when keeping the oxidant concentration constant,  $T_m$  changed proportionally with the acid molarity. The oxidized species of the two oxidants are clearly seen, e.g. amber red colour of the dichromate is changed into the green colour characteristic for the chromic ion, and violet colour of the permanganate is turned turbid by the dioxide formation.

To gain an insight on the nature of the oxidation reaction of isopropyl alcohol with  $\text{HNO}_3$ , the effects of some additives and acids have been studied. Some features were obtained which can be summarized as follows:

(a) Addition of different concentrations of HCl to 6 M  $\text{HNO}_3$  + 2 ml isopropyl alcohol (Fig. 6a) causes a decrease in the induction period and a slight decrease in  $T_m$ , so the RN values are increased (acceleration) with  $C_{\text{HCl}}$  in the medium.

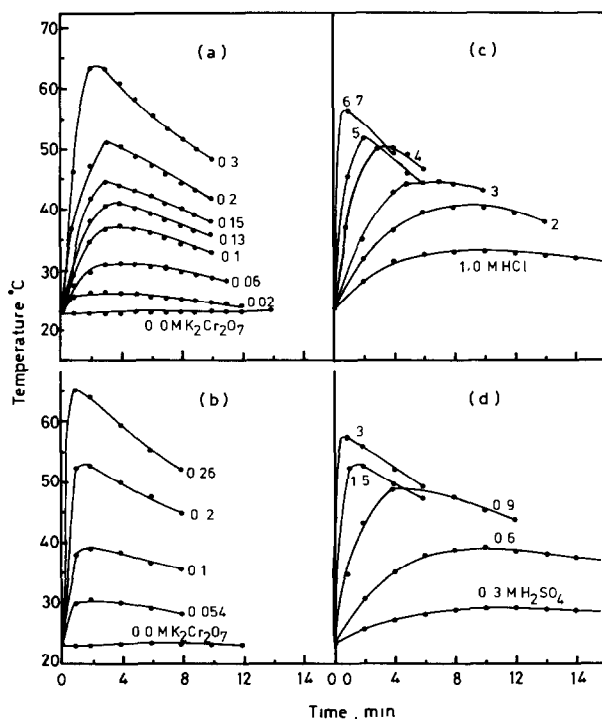


Fig. 5. The thermometric behaviour of: (a) 4 M HCl+2.5 ml isopropanol+  $x$  M  $K_2Cr_2O_7$ ; (b) 1.5 M  $H_2SO_4$ +2.5 ml isopropanol+  $x$  M  $K_2Cr_2O_7$ ; (c) 0.2 M  $K_2Cr_2O_7$ +2.5 ml isopropanol+  $x$  M HCl; (d) 0.2 M  $K_2Cr_2O_7$ +2.5 ml isopropanol+  $x$  M  $H_2SO_4$ .

(b) Change of the ratio of  $HNO_3$  and HCl at constant  $H^+$  concentration, i.e. ( $HNO_3 + HCl$ ) is always equal to 6 M (Fig. (6b)), causes a decrease in the induction period with a pronounced decrease in  $T_m$ . This leads to a pronounced decrease in RN values (inhibition) by increasing HCl content in the solution.

(c) On the other hand, upon addition of KCl, although it produces no effect on the morphology of the curves (Fig. 6c), a pronounced decrease in RN values is noticed. This means that the  $Cl^-$  ion has an inhibiting action, while increase of the acid content in the presence of the oxidizing agent can accelerate the reaction depending on the contingent amount of the oxidizing agent.

(d) Addition of sulphuric acid to 6 M  $HNO_3$  accelerates the reaction vigorously, such that at  $C_{H_2SO_4} \geq 0.5$  M the reaction cannot be followed safely due to the effervescence resulting from the rapid and high increase in temperature.

(e) Increase of  $H_2SO_4$  content in a mixture of  $H_2SO_4$  and  $HNO_3$  at constant  $[H^+]$  causes progressive decrease of the induction period and increase in the RN values. At  $C_{H_2SO_4} > 2$  M the reaction is too vigorous to be followed.

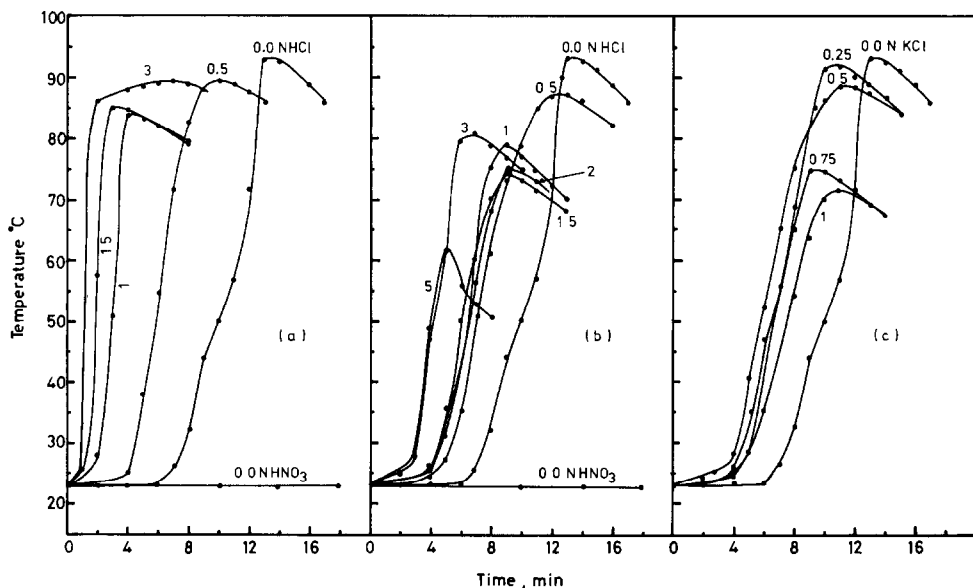


Fig. 6. The effect of: (a)  $x$  M HCl + 6 M  $\text{HNO}_3$  + 2 ml isopropanol; (b) 6 M (HCl +  $\text{HNO}_3$ ) + 2 ml isopropanol; (c)  $x$  M KCl + 6 M  $\text{HNO}_3$  + 2 ml isopropanol on the thermometric curves.

(f) The addition of  $\text{SO}_4^{2-}$  ion to 6 M  $\text{HNO}_3$  and 2 ml alcohol has no noticeable effect on the morphology or the reaction velocity.

(g) No perceptible influence can be detected for the addition of the  $\text{NO}_3^-$  ion to 6 M  $\text{HNO}_3$  + 2 ml isopropanol solution (Fig. 7a). However, the  $\text{NO}_2^-$  ion exhibits an interesting feature when added to the same solution. The induction period disappears and the temperature rises immediately upon  $\text{NO}_2^-$  addition to give two well separated steps. The maximum temperature of these steps,  $T_m$ , decreases upon increasing the  $\text{NO}_2^-$  concentration (Fig. 7b). At high concentration of  $\text{NO}_2^-$  ( $\geq 0.4$  M) the curve shows only one step. The general outlines of the curves are similar to those obtained when variable isopropanol concentrations are added to 6 M  $\text{HNO}_3$ . Therefore, it seems probable that  $\text{NO}_2^-$  consumes the alcohol and decreases the amount available to proceed to completion of the reaction in the presence of acid.

The results of the experimental findings allow certain features to be mentioned which shed some light on the mechanism of the oxidation of isopropyl alcohol.

(i) The alcohol reacts vigorously with  $\text{HNO}_3$  solution upon mixing, with the evolution of considerable amounts of heat. This phenomenon is not noticed when equimolar concentrations of HCl or  $\text{H}_2\text{SO}_4$  are mixed with the alcohol.

(ii) The reaction of isopropyl alcohol and  $\text{HNO}_3$  is primarily an oxidation one, for experiments with HCl or  $\text{H}_2\text{SO}_4$  gave very similar results in the presence of strong oxidizing agents.



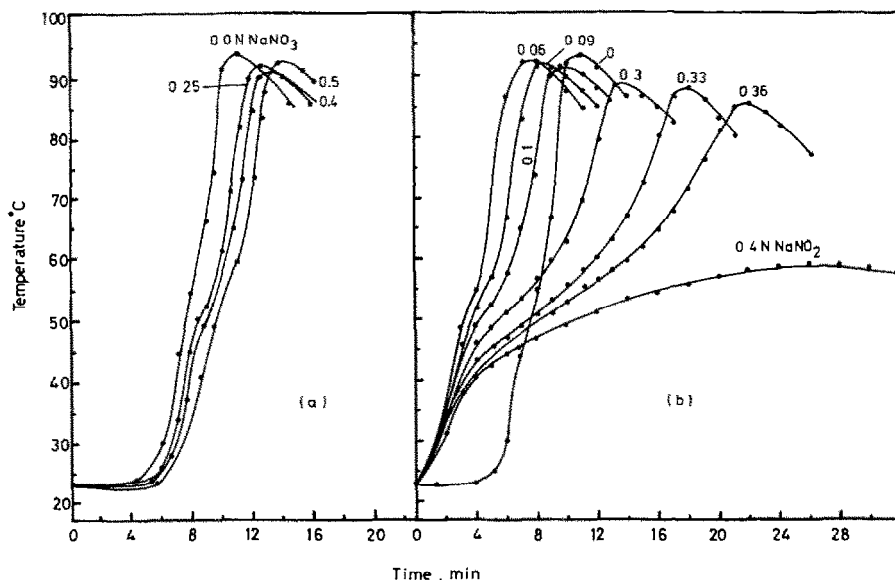


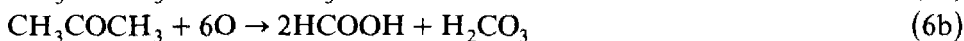
Fig. 7. The effect of addition of: (a)  $\text{NO}_3^-$ ; (b)  $\text{NO}_2^-$  on the thermometric curves of 6 M  $\text{HNO}_3$  and 2 ml isopropyl alcohol.

(iii) The reaction of nitric acid and isopropanol proceeds in two steps: the first is first order while the second is second order.

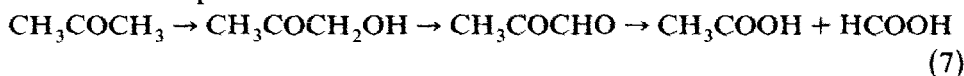
(iv) The addition of  $\text{NO}_3^-$  ion to 6 M  $\text{HNO}_3$  causes a slight increase of the induction period for the two peaks; however, the maximum temperature remains almost constant. On the other hand the  $\text{NO}_2^-$  ion nearly obliterates the induction period of the first step and prolongs the time for reaching  $T_m$ ; the decrease in the  $T_m$  also reveals a decrease in the rate of the second reaction.

(v) Neutral chlorides and sulphates produce no effect on the thermometric curves when added to 6 M  $\text{HNO}_3$  and 2 ml isopropyl alcohol. When these ions are added in the acid form they cause an acceleration of the reaction due to the increase in acidity.

It therefore seems that the oxidation of isopropyl alcohol in the presence of  $\text{HNO}_3$  as an oxidizing agent can be represented by the formation of firstly acetone as mentioned before, according to eqn. (3). Acetone, which is known to be readily oxidized [18,19] even at room temperature, can follow two routes [18]



We are in favour of path (6a), as acetone can perform enolisation and the reaction could proceed as



## REFERENCES

- 1 R.M. Saleh, J.M. Abd El Kader, A.A. El Hosary and A.M. Shams El Din, *J. Electroanal. Chem.*, 62 (1975) 297.
- 2 V.K. Gouda, M.G.A. Khedr and A.M. Shams El Din, *Corros. Sci.*, 7 (1967) 221.
- 3 A.M. Shams El Din and M.G.A. Khedr, *Metalloberflaeche*, 25 (1967) 200.
- 4 K. Aziz and A.M. Shams El Din, *Corros. Sci.*, 5 (1965) 489.
- 5 J.M. Abd El Kader and A.M. Shams El Din, *Corros. Sci.*, 10 (1970) 551.
- 6 A.M. Shams El Din and M.Y. Fakhr, *Corros. Sci.*, 14 (1974) 635.
- 7 A.M. Shams El Din, A.A. El Hosary and M.M. Gawish, *Corros. Sci.*, 14 (1976) 485.
- 8 R.A. Arain and A.M. Shams El Din, *Thermochim. Acta*, 89 (1985) 171.
- 9 R.M. Saleh and A.M. Shams El Din, *Corros. Sci.*, 12 (1972) 689.
- 10 A.A. El Hosary, R.M. Saleh and A.M. Shams El Din, *Corros. Sci.*, 12 (1972) 897.
- 11 R.M. Saleh and A.A. El Hosary, *Proc. 13th Seminar Electrochem.*, Karakudi, India, 1972.
- 12 I.M. Issa, A.A. El Samahy and Y.M. Temerk, *U.A.R. J. Chem.*, 13 (1970) 121.
- 13 I.M. Issa, M.N.H. Moussa and M.A.A. Ghandour, *Corros. Sci.*, 13 (1973) 791.
- 14 F.M. Abd El Wahab and H.A. El Shayeb, *Corros. Prev. Control*, 32 (1985) 9.
- 15 A.M. Shams El Din and R.A. Arain, *6th Eur. Symp. Corrosion Inhibitors*, Ferrara, Italy, 1985, p. 241.
- 16 A.M. Shams El Din, *Proc. 5th Int. Corros. Congress*, Tokyo, 1972, p. 1078.
- 17 I.L. Finar, *Organic Chemistry*, Vol. I, Longmans, London, 3rd edn., 1959, p. 121.
- 18 J. Shorter and J. Hinshelwood, *J. Chem. Soc.*, (1950) 3276, 3425.
- 19 J. Shorter, *J. Chem. Soc.*, (1962) 1868.