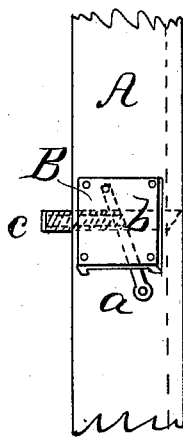


*P. F. Hazard,*

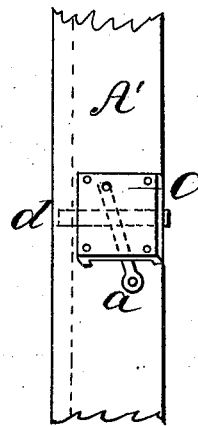
*Sash Fastener.*

*N<sup>o</sup> 262.*


*Patented July 11, 1837.*



*Fig: 1.*



*Fig: 2.*



# UNITED STATES PATENT OFFICE.

PHILIPPE F. HAZARD, OF PHILADELPHIA, PENNSYLVANIA.

COMBINED SPRING AND BALL SASH-FASTENING.

Specification of Letters Patent No. 262, dated July 11, 1837.

*To all whom it may concern:*

Be it known that I, PHILIPPE F. HAZARD, of the city of Philadelphia, State of Pennsylvania, have invented a new Combination of Bolt and Spring Movements for the Fastening of Window-Sashes; and I do hereby declare that the following is a full and exact description thereof.

In the accompanying drawing, A, A', represents the two sides of a window frame, in one of which a spring sash fastening is to be fixed, and in the other a permanent bolt; the former of which serves to retain the sash at any height to which it may be raised, and the latter to secure it in its place when it is down.

B is a metal plate screwed on to the frame, having under it a lever *a*, by which the spring bolt *b*, shown by dotted lines, may be forced back; this bolt is kept forward by a spiral spring surrounding it, and retained in a tube, or socket, *c*, let into the frame for that purpose. The edge of the sash is covered by an iron plate, having mortises, or recesses, in it to receive the spring bolt *b*. The sash is lowered by retracting the bolt by means of the lever *a*.

C, is a plate similar to B, and having a lever *a'*, which retracts a bolt *d*, let, like *b*, into the frame, but not being furnished with a spring. Upon the edge of the sash which passes into the groove on this side of the frame there is an iron plate perforated by a round hole to receive the bolt *d* which holds the sash permanently down.

Instead of a spring bolt, or latch, made in the form of that just described, I sometimes use one which takes hold of the front edge of the sash, as shown in Fig. 2, where A<sup>2</sup>, is the sash frame and *e* one edge of the sash, having on its inner side an iron plate *f*, furnished with mortises into which a spring bolt attached to the plate *g* catches, and which bolt is raised by pressing on its lower end *h*. In either case, I place the spring bolt and the permanent bolt on the window frame independently of each other; and

What I claim as my invention, is—

The combination of the spring and permanent bolts, in the manner described.

P. F. HAZARD.

Witnesses:

THOS. P. JONES,  
ALEX M. WILSON.