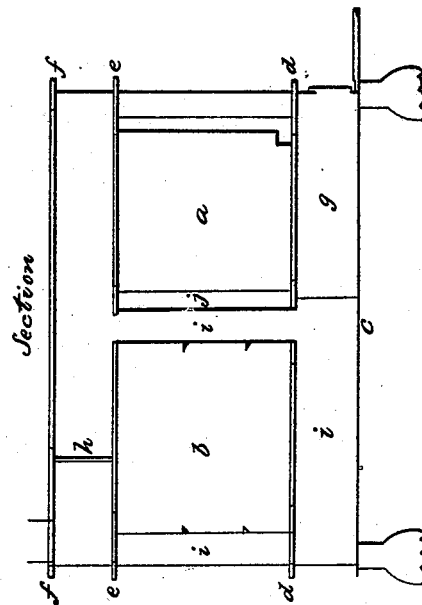
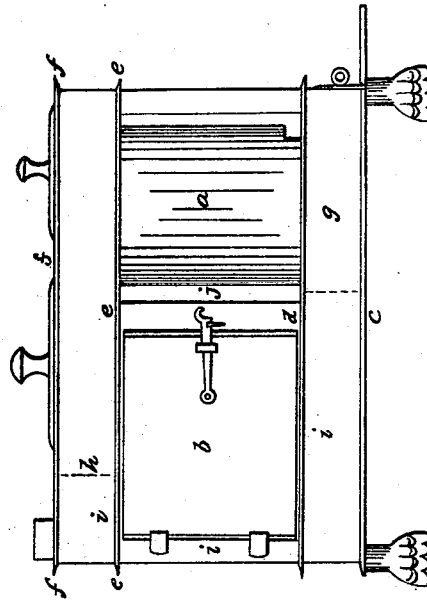
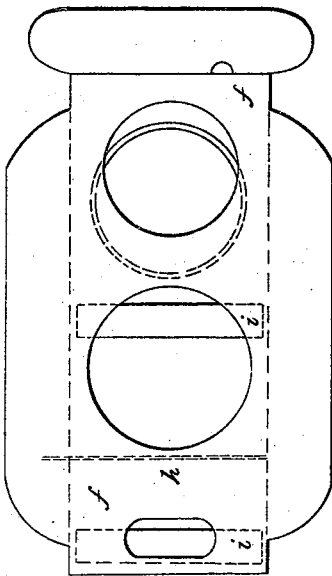


P. WILCOX.

Stove.

No. 384.

Patented Sept. 12, 1837.



UNITED STATES PATENT OFFICE.

PHILIP WILLCOX, OF SPRINGFIELD, MASSACHUSETTS.

STOVE FOR HEATING AND COOKING.

Specification of Letters Patent No. 384, dated September 12, 1837.

To all whom it may concern:

Be it known that I, PHILIP WILLCOX, of Springfield, in the county of Hampden and State of Massachusetts, have invented an Improved Heating and Cooking Stove in which Anthracite or other Fuel may be Employed; and I do hereby declare that the following is a full and exact description thereof.

10 The furnace part *a*, of this stove may be cylindrical, lined with fire-brick, or other suitable material, and otherwise constructed in the ordinary way. Behind it, and extending to the same height with it, there is an oven *b*, which does not receive its heat directly from the stove, but by means of the heated air which may be made to pass around three sides thereof, in its course to the escape pipe, or directly over the oven to that pipe. There are four horizontal plates to this stove, the lowermost of which *c* stands upon feet that raise it from the floor; the second *d*, is a few inches above this, the space between them constituting the ash-pit under the furnace, and the flue under the oven, which are separated from each other by a cross partition. This plate has two perforations, one to receive the grate bars of the stove, and the other similar to it in the oven part, but covered by a close fitting plate, which may be removed to clear out the flue. The third plate *e* forms the top of the oven, and extends over the top of the stove, where it is perforated, leaving that top open. A few inches above this is the top plate *f*, *f*, perforated for cooking utensils, and for the stove pipe, the space between these two last plates admitting the bottoms of these utensils, and forming a portion of the flue. A partition, with sliding valve shutters, extends, at *h*, across this last named space, in front, or forward, of the opening of the stove pipe, or at any point between the stove pipe and the other nearest

opening, admitting, when the valve shutters 45 are open, a direct passage over the oven to the stove pipe.

Two plates, at such distance apart as to form a flue, are placed immediately in rear of, but not touching, the furnace; they extend across the stove, and between the two middle plates which form the top and bottom of the oven, which latter plates are perforated to allow the draft to pass from above to below the oven. The back end of the oven is also formed of double plates constituting a flue leading from the space under the oven to the stove pipe, around which last described flues the draft passes when the sliding, or shutter, valves are closed. 60

The oven *b*, is inclosed by doors on each side of the stove, which, however, are so constructed that they may be removed at pleasure, to admit a tin reflecting oven to be placed so as to inclose the oven, and, if desired to extend also along the other end of the stove, opposite to the furnace. 65

What I claim as my invention, is—

1. The particular form and manner in which the respective parts of this stove are arranged and combined together. 70

2. I do not claim the shutter valves, the flue surrounding the three sides of the oven, or the means of directing the draft either through these flues, or directly over the oven to the stove pipe, or the construction of the furnace part, taken individually; but what I do claim, is the special combination of these parts with each other, in a stove in which the furnace part has no other connection with the oven, or with the plates which form the flues around it, than that which results from the passage of the heated air from the furnace through those flues. 80

PHILIP WILLCOX.

Witnesses:

THOS. P. JONES,
W. THOMPSON.