

S. A. Brown,

Truss.

N^o 745.

Patented May 25, 1838.

Fig: 1.

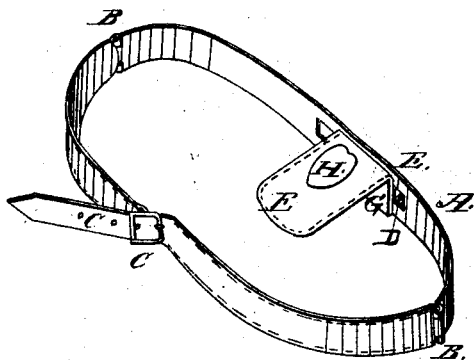


Fig: 2.

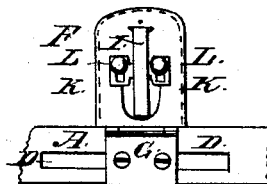


Fig: 3.

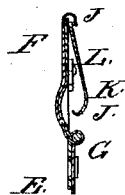



Fig: 4.



UNITED STATES PATENT OFFICE.

SAMUEL A. BROWN, OF PETERSBURG, VIRGINIA.

TRUSS FOR HERNIA.

Specification of Letters Patent No. 745, dated May 25, 1838.

To all whom it may concern:

Be it known that I, SAMUEL A. BROWN, of the town of Petersburg, in the county of Dinwiddie and State of Virginia, have invented a new and useful Improvement in Trusses for the Cure of Hernia, which is described as follows, reference being had to the annexed drawings of the same, making part of this specification.

10 This improvement consists in making the metallic strap A which goes around the body, in three parts, united by two hinged joints B at the sides, and a strap and buckle C behind. In the center of the middle or front piece is made an oblong mortise D in which moves a slide E to which the pad plate F is attached. The outer sides of the mortise D are beveled, or sloped, and the inner edges of the slide E which come against said beveled sides are made of corresponding shape. To this slide, on the inside, is screwed a metallic plate G. To the lower edge of this plate is attached by a hinged joint the pad plate F. The pad plate F is made oblong and rounded at the end opposite to the hinged end. The pad H is formed by punching the plate on the outer side so as to produce a curved protuberance H of a semioval or other figure on the side toward the body of the patient and then covering it with buckskin or leather. This semioval swelling or protuberance presses upon the ruptured part of the body. To the back of the pad plate is fastened one end of a spring I Fig. 2, whose other end J presses against the plate A screwed to the slide and is for the purpose of pressing the pad more or less against the rupture—its pressure being in-

creased or diminished by means of a slide K containing oblong slots in which are inserted screws L for attaching it to the pad plate, over the shanks of which screws when shifting its position under the spring for increasing or diminishing its pressure. When the pad plate is pressed back against the band the loose end J of the spring, which is turned up, enters the cavity or depression in the pad plate behind the pad. The pad may be formed near the squared end of the plate so that the rounded end and main part of the pad plate shall press upon the bone below the ruptured parts.

There may be two pads attached to separate slides in such a manner that they may be conveniently applied in case the patient be ruptured in two places and adjusted by means of said slides and oblong mortise, in which case the edges of the pad plates toward the penis must be scalloped or hollowed out so as to embrace the penis, and when brought together forming a circle around it as represented at Fig. 4 in which N are the scallops.

The invention claimed and desired to be secured by Letters Patent consists in—

Making the band in three parts, hinged together, having in the center of the middle piece an oblong mortise, in which a slide or slides move, to which the pad plate or plates are attached for adjusting the same to the ruptured parts of the patient's body as before described.

SAMUEL A. BROWN.

Witnesses:

WM. P. ELLIOT,
EDMUND MAHER.