

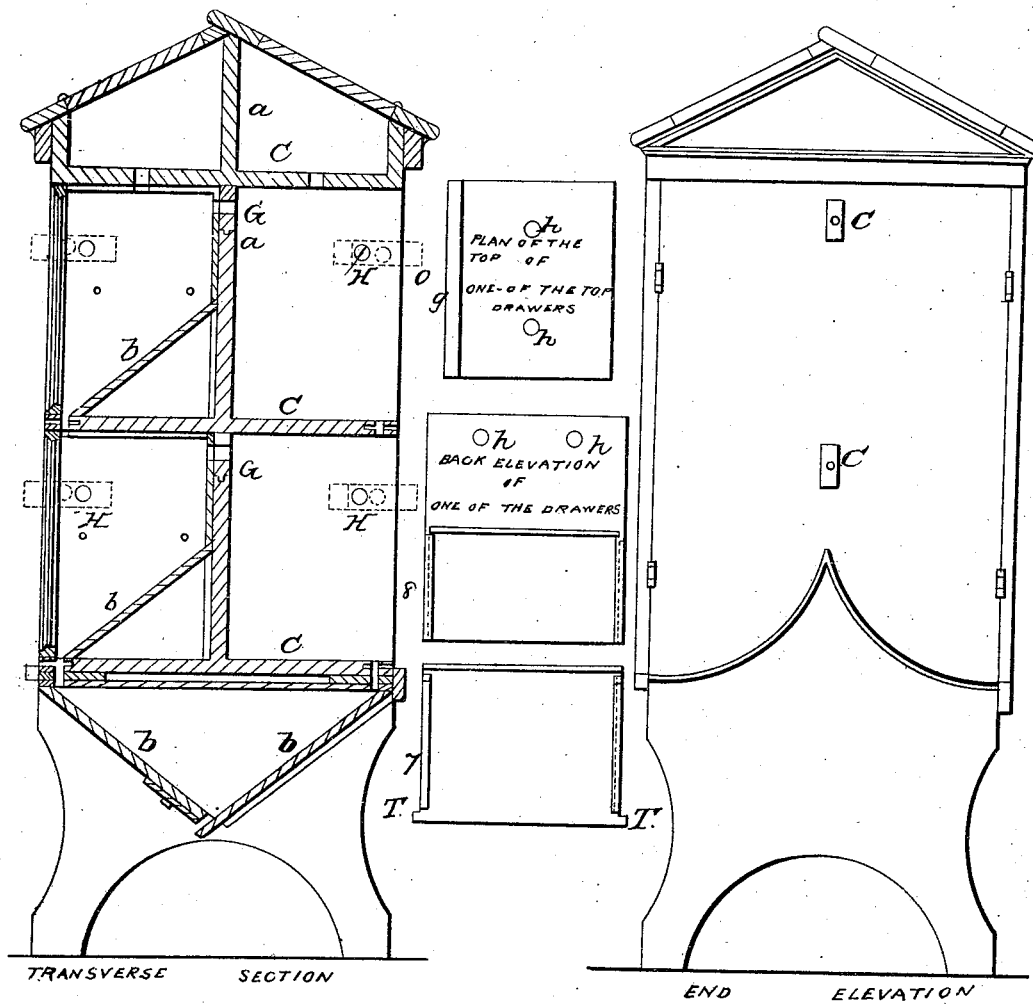
R. MARTIN.

Bee Hive.

3 Sheets—Sheet 1.

No. 1,612.

Patented May 19, 1840.



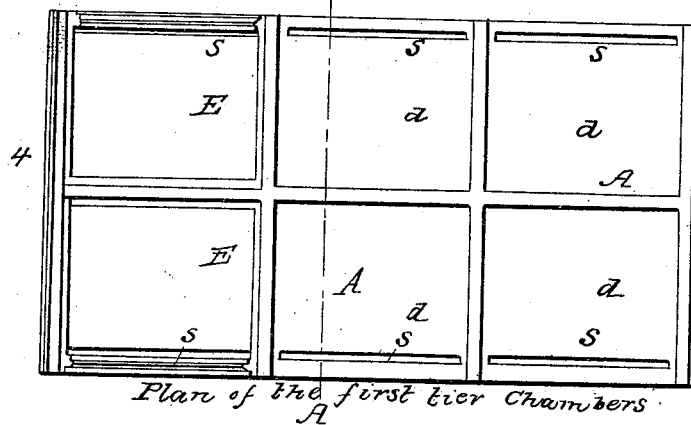

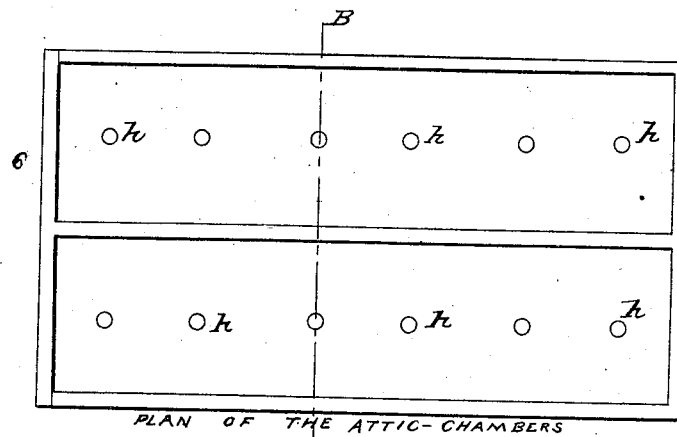
R. MARTIN.

3 Sheets—Sheet 2.

Bee Hive.

No. 1,612.

Patented May 19, 1840.



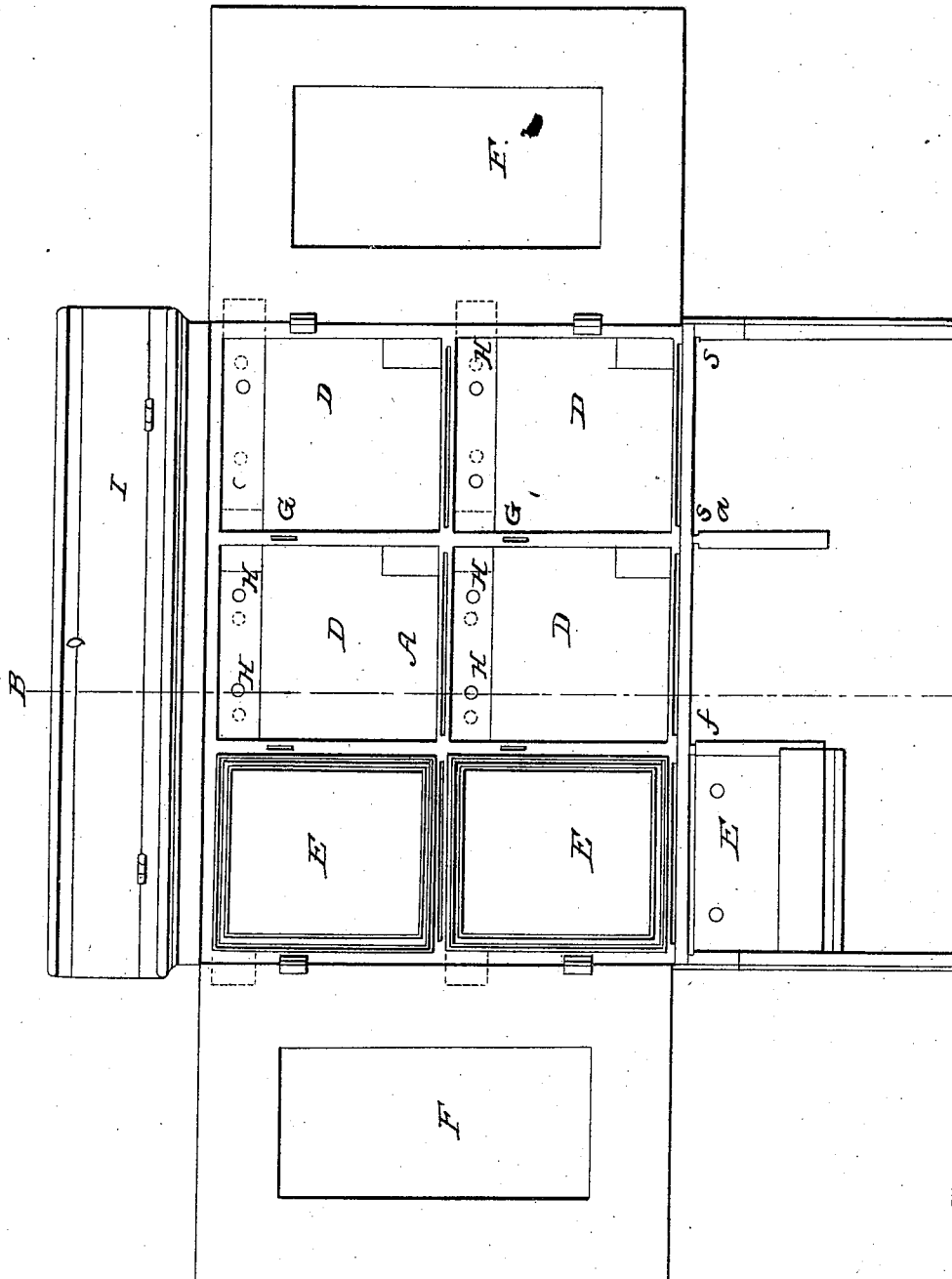
R. MARTIN.

3 Sheets—Sheet 3.

Bee Hive.

No. 1,612.

Patented May 19, 1840.



# UNITED STATES PATENT OFFICE.

ROBERT MARTIN, OF FAIRFIELD, OHIO.

## BEEHIVE.

Specification of Letters Patent No. 1,612, dated May 19, 1840.

*To all whom it may concern:*

Be it known that I, ROBERT MARTIN, of the town of Fairfield, in the county of Columbiana and State of Ohio, have invented  
5 a new and useful Improvement in the Construction of Beehouses; and I hereby declare that the following is a full, clear, and exact description of the construction of the same, reference being had to the annexed drawings, making part of the specification, in  
10 which—

Figure 1 is a view of the front elevation of the beehouse with the front doors open, showing three of the drawers of the house on  
15 the left in and the other drawer out. Fig. 2 includes the end elevation of the house with the slides that close the holes between the two slides of the house, or in other words that close and open the holes in the center  
20 partitions. Fig. 3 exhibits a view of the transverse section showing two of the chambers vacant and also the inclined planes on one side and at the bottom of the house. Fig. 4 is a view of the plan of the first tier  
25 of chambers with two of the drawers in. Fig. 5 is a view of the second tier of chambers with two of the drawers in. Fig. 6 is a view of the attic chambers with the openings or holes for the bees to pass up and down.  
30 Fig. 7 is a view of the back elevation of one of the lower drawers. Fig. 8 is a view of back elevation of the drawers in the first and second tiers of chambers, and Fig. 9 is a view of the top of one of the top drawers.

35 The partitions are designated by the letter A, the inclined planes by the letter B, the floors by the letter C, the chambers by the letter D, the drawers by the letter E, the slides by the letter G, the holes for the bees  
40 to pass from one drawer to another by the letter H, the doors by the letter I, the lids of the roof by the letter I, the apertures of the first and second floors by the letter J.

45 To enable others skilled in the art to make and use my invention I will proceed to direct its construction.

50 The beehouse consists of a box made in the shape of a dwelling house with the exception of its legs or feet, and five feet ten inches in height, including roof, and feet  
55 two feet in width and three feet ten inches in length. The size, however, may vary to suit the notions of the purchasers. The house is divided into two tiers or stories by means of plank divisions or floors that are  
fitted into the ends of the house either by

dovetailing or plowing or nailing. These floors are made of entire plank one inch in thickness and of the length and width of the house. The stories or the space between  
60 the floors are sixteen inches in the clear and are divided by two cross partitions each into six openings of equal size, three in the lower and three in the upper stories, the cross partition to be made of plank one inch in thick-  
65 ness and to run from side to side of the house, and are fitted into the floors by a plow and fastened by glue or nails. There is also a center partition in each story running from one end to the other of the house,  
70 equal distance from the sides, dividing the openings into twelve chambers of equal size, six on either side of the center partition, the center partition to be made of half inch stuff dropped into the floors and the partitions  
75 and the ends of the house, and to close up the openings that run through the house from side to side, excepting two inches in the upper part of the partitions next the floors, which are to be filled up by the slides  
80 at the ends of the house. In the cross partition there are to be holes of an inch in diameter, one hole to each chamber, to correspond with like holes in the drawers, and to enable the bees to pass from one drawer to  
85 another those holes are to be in the upper part of cross partitions in about two inches of the top of the partitions and half way from the center partition, to the side slides are to be fitted into the cross partition di-  
90 rectly opposite the holes in the partitions, and in the slides there are holes which when the slides are shoved in will with the front of the partitions correspond exactly with the hole in said partition. The use of slides  
95 is to close the holes of the partitions when it is necessary to shut out the bees is performed by shoving the slides in one inch the diameter of the holes. On the ends of the slides are fastened wires that can be turned  
100 down. To draw out the slides in the ends of the house are four slides, two on each side, and they are fitted in so as to slide directly on the center partitions and fill up the spaces left in said partitions, thereby  
105 constituting a part of the center partitions. The slides in one end run in through one of the openings to the cross partition, and only opens and closes the holes of two drawers, one on each side of the house. The other  
110 slide passes two openings to the said cross partition, thereby opening and closing the

holes to four drawers, two on each side of the house. The slides are two inches wide and a half inch thick, having two holes in them to each opening, which holes are to correspond with like holes in the drawers. The object of these slides is to close the holes in the drawers when it becomes necessary to take out a drawer, and it is done by drawing out the slides one inch. In the front and rear sides of the first and second floors there are oblong apertures one inch from the outside of the floors one half inch in width and as long as the drawers are wide in the clear. They are mortised through said floors and are designed to carry off the dirt or insects that may get into the drawers above, and also for the bees to pass up and down. These apertures may be closed up by the slides when it becomes necessary to take out any of the drawers, the slides to be fitted in the front part or edges of the floors and to be taken out and put in when designed. In the upper floor there are twelve holes of an inch in diameter, two over each chamber, to enable the bees to pass to and from the outer story or upper part of the house when the bowls are to be placed. The roof of the bee house is made to resemble the roof of a dwelling house, with a comb cornice, &c., and the outer story is to be divided by a close partition from the comb to the upper floor, dividing it into two rooms. On each side of the comb there is a lid or door extending the whole length of the roof, designed to be opened when the bowls are put in or taken out. These lids are placed so high up as to leave a sufficient space for the bowls. The roof should be made of such materials as will stand the weather. To every chamber of the bee house there is a drawer, making twelve to the two tiers or stories, the divisions to be made so as to fit exactly the chambers, and to be so constructed as to slide in and out, the drawers to be dovetailed together at the top, the sides made of half inch stuff, dovetailed in, and the bottom of the drawers to be made with slides, or in other words to slide in, forming inclined planes, the planes toward the sides of the house in order to pass of insects or any other matter that may collect in the drawers to the aperture in the floors, the edge of the incline planes or bottom of the drawers to extend to and fit exactly the apertures in the floors and the planes or bottoms rise as they run back toward the center partition forty five degrees until they strike the back part of the drawers.

Fig. 3 exhibits the planes and their inclination, the planes or bottoms of the drawers to be made of half inch stuff plowed into the sides of the drawers, and so fitted that they can be taken out or put in at pleasure. The planes or bottoms of the drawers are fitted in by a pin or nail, and so

that it can be easily taken out, the front of the drawers to be made of glass either fitted into the drawers or into frames and the frames fastened on to the drawers by screws. The object of the glass or front of the drawers is to exhibit the working of the bees in the drawers, &c. Under the lower floor there are three drawers of the width of the house at the upper part of the drawers and made planing downward with one angle of forty five degrees, until they come to near a point. The planes B, B, in Fig. 3 under the house give the shape of the lower drawers and the lower opening. The objects of the planes and opening are to pass off all the dirt that may have accumulated above. Under the lower floor there are two cross partitions made of plank one inch in thickness and fastened by dovetails to the floors. They may, however, be constructed out of the same plank that constructed the cross partition in the lower story, the under partition to conform to the shape of the lower divisions and to be put in as to divide the under slide of the house into three openings for the drawers.

A, A, under the house in Fig. 1 represents the cross partition, the lower drawers to be supported by the tops of the drawers under the floor, the drawers made to slide in rabbets made in the lower partition and ends of the house.

S S S S in Fig. 1 represents the rabbets for the drawers to slide in.

T T in Fig. 7 represents the grooves of the lower drawers that run in the rabbets and support the drawers. All the bottoms of the lower drawers then are to be openings left of a half inch in width for the dirt to fall out at and for the bees to go in and out at the back part of the lower drawers to project down three inches for the bees to light on and to be so made as to slide out and in at pleasure when the lower drawers might want to be opened, the back parts of the drawers fastened in by a pin that can be readily taken out. The lower drawers are nailed together.

Fig. 7 represents a view of one of the lower drawers out and letter E under the house in Fig. 1 one of the lower drawers in. The ends of the house are made of entire planks one inch in thickness, the tops made to conform to and receive the roof and the bottom circled out or cut in bracket form for feet or legs. Fig. 2 represents one of the ends. At the bottoms of the ends there are inch planks fitted on so as to strengthen the legs of the house. On the front and back sides of the lower floor of the house there are sills fitted on to the floors to receive the doors and of the same thickness of the doors. Caps are also fitted on the upper floor to receive the doors in the same manner as the sills and to receive a cornice, the

front and rear of the house to have two paneled doors, each neatly made and fitted in, hung on butts and lock, these doors to be kept closed when a drawer is wanted to be  
5 taken out.

What I claim as my own invention and desire to secure by Letters Patent is—

The mode of removing the dirt from the top to the bottom of the house by means of

the apertures in the floor and drawers, combined so as to form a passage from the top to the bottom of the hives, the whole being constructed as set forth in my specification. 10

ROBERT MARTIN.

Witnesses:

C. D. COFFIN,  
E. CARROLL.