

E. Arnold,
Portable Grain Mill,
No 3,468, Patented Mar. 9, 1844.

Fig: 1.

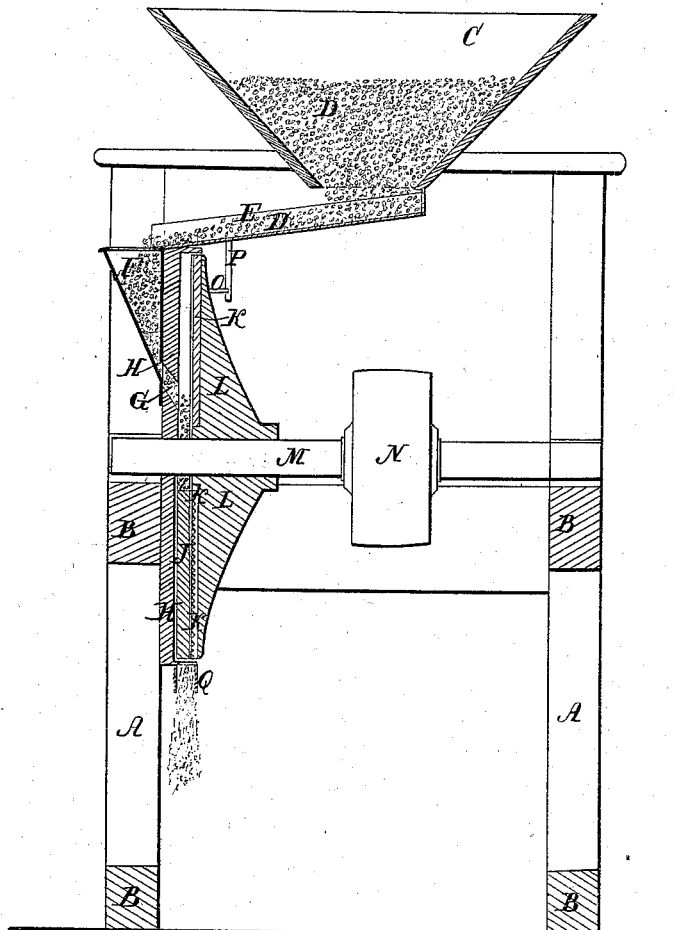


Fig: 2.

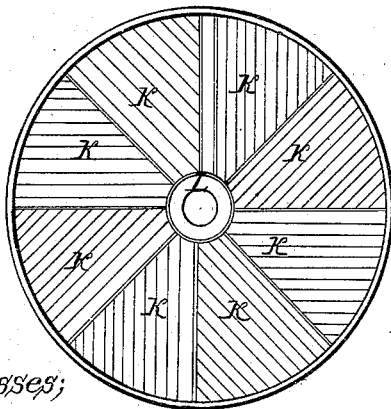
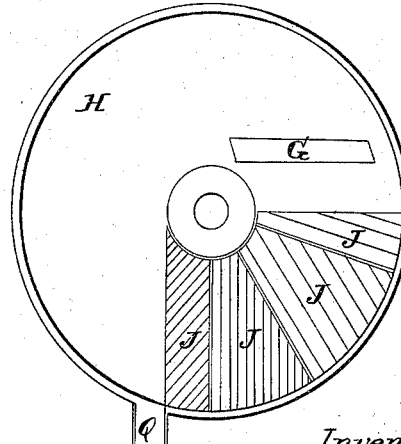


Fig: 3.



Witnesses;
Paul R. Hodge
Thos B. Barnard.

Inventor;
Erastus Arnold

UNITED STATES PATENT OFFICE.

ERASTUS ARNOLD, OF OTEGO, NEW YORK.

PORTABLE MILL FOR GRINDING GRAIN.

Specification of Letters Patent No. 3,468, dated March 9, 1844.

To all whom it may concern:

Be it known that I, ERASTUS ARNOLD, of Otego, Otsego county, and State of New York, have invented a new and useful Machine for Grinding Grain, which I call my "Portable Grain-Mill;" and I do hereby declare that the following is a full, clear, and exact description of the construction and operation of the same, reference being had to the annexed drawings, making a part of this specification, in which—

Figure 1, is an elevation showing the general construction of the mill; Fig. 2, a separate view of the revolving plate; Fig. 3 is a view of the stationary plate showing the ingress opening and egress opening for the grain.

To enable others skilled in the art to make and use my invention, I will proceed to describe its construction and operation.

I construct my machine as per drawings Figures 1, 2, 3, Fig. 1 being an elevation of the machine showing a cut section through the grinding plates and hoppers; A, A, the standards or legs of the frame; B, B, the cross pieces; C, the hopper; D, the grain; E, the shoe; F, the hopper at the back of the stationary plate to give direction to the grain passing in through the passage G which is the ingress passage into the grinding chamber; H, the stationary plate;

J, J, J, are hard metal segments bolted onto H, and of different grades, which may be seen by reference to drawing, the grain passes through a course cutter (first,) and finish with a fine; K K, are segments 8 in number filling in the whole surface of the revolving plate L. This revolving plate is made of cast iron or any other suitable material and is keyed firm on the shaft M. N, the pulley for driving with an ordinary belt; O a small pin driven into the back of the revolving plate which strikes once every revolution against the pin P, which is attached to the bottom of the shoe or shaker giving all the necessary motion to the grain passing down from the hopper; Q is the egress passage where the meal passes out.

What I claim as my invention and desire to secure by Letters Patent is—

The method herein described of constituting the permanent or bed grinder by covering only a portion of the surface with teeth, and feeding in the grain at the commencement of this grinding surface and discharging the meal at the other, instead of grinding over the whole surface, as herein described.

ERASTUS ARNOLD.

Witnesses:

PAUL R. HODGE,
THOS. B. BARNARD.