

A. W. FORWOOD.

Thill-Coupling.

No. 5,034.

Patented Mar. 27, 1847.

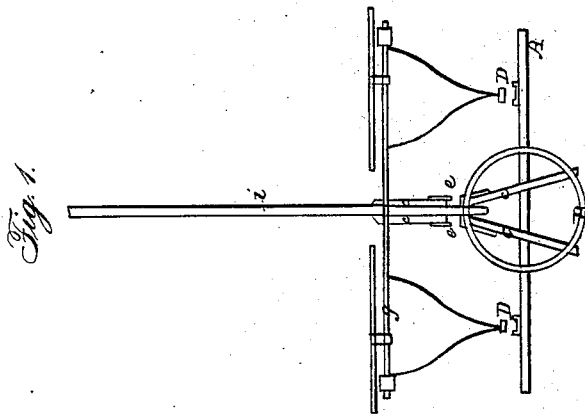
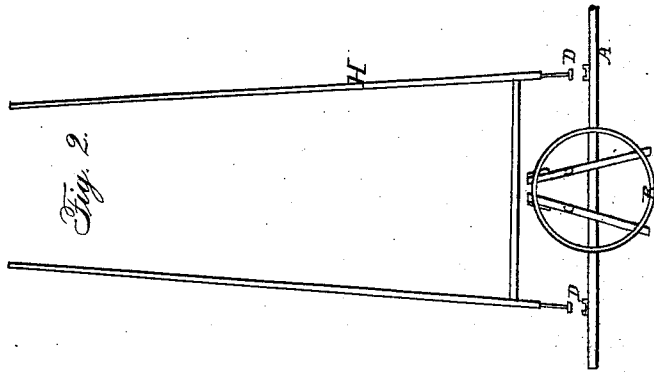


Fig. 3.

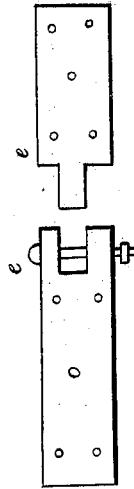
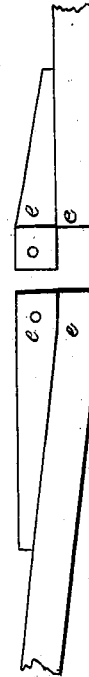


Fig. 4.



UNITED STATES PATENT OFFICE.

A. W. FORWOOD, OF SCOTT COUNTY, KENTUCKY.

CARRIAGE.

Specification of Letters Patent No. 5,034, dated March 27, 1847.

To all whom it may concern:

Be it known that I, A. W. Forwood, of Scott county, Kentucky, have invented new Improvements in Carriages, of which the following is a specification.

By reference to Figure 1 in the drawing herewith presented will be seen an old fashioned front of a regular two horse carriage with my improvement. The only way now known for converting this into a one horse carriage is to take of the swingletrees and attach the shafts to the splinter or draw-bar to which the swingletrees are now attached. In order to avoid this, recourse has been had to the limber pole with all its disadvantages. Now my improvement is intended to dispense with both of these evils—the limber pole and the necessity of fixing the shafts to the draw-bar, and may be described as follows: Instead of attaching the shafts to the draw-bar I convert Fig. 1 into Fig. 2 by separating the futchells at the points *e e*, and the branch stays from the axle-tree at the points D, D, and then attach the shafts directly to the axle-tree. This separating the futchells at *e e* and branch stays at D, D, may be done in the following manner. The branch stays are separated from the axle-tree at D D in Fig. 1 by

simply removing two bolts at those points; 30 and the futchells are separated by removing two similar bolts at *e e*. The whole front is then taken off and shafts for one horse attached to the axle-tree at D D as in Fig. 2.

The separating of the futchells may be better understood by reference to Fig. 3 and Fig. 4 which, as well as Fig. 1 represent them separated. Fig. 3, side view and Fig. 4 view of the upper edge of the futchells. *ff* in Fig. 4 is the futchell represented by C C in Fig. 1. *e e* in Fig. 4 represents the iron which unites the futchells and which is represented in Fig. 1 by the same letters. The Fig. 3 represents a side view of the same iron. 45

The whole improvement then which I claim as my invention and for which I desire Letters Patent is—

The converting of a two horse carriage into a one horse carriage by separating the futchells at *e e* and the branch stays at D D in Fig. 1, and this is done by removing the four bolts above described. 50

A. W. FORWOOD

Witnesses:

L. D. DICKERSON,
BAT T. THOMPSON.