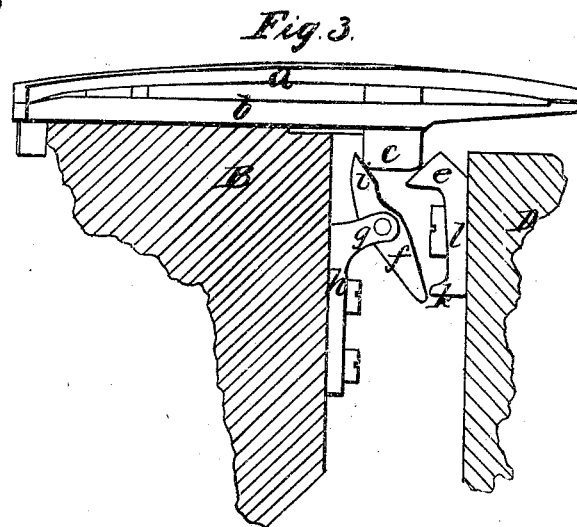
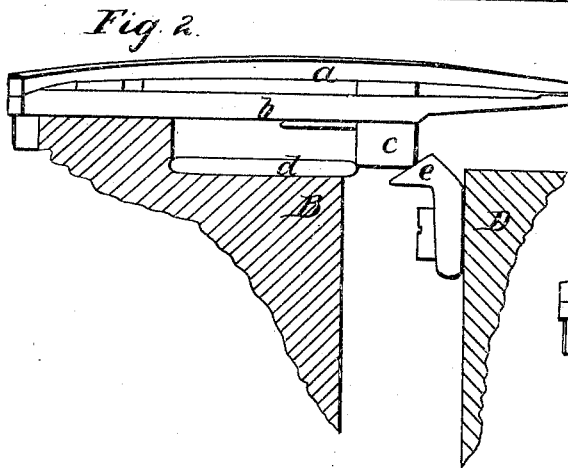
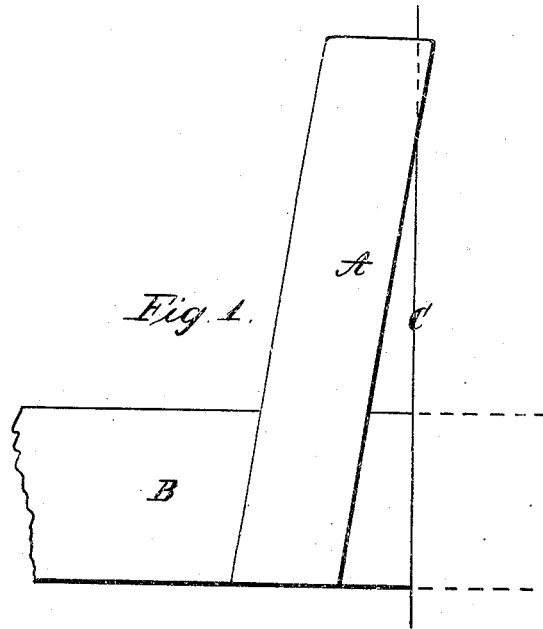


# G. Drayner Loom Temple.

N<sup>o</sup> 6,144.

Patented Feb. 27, 1849.



# UNITED STATES PATENT OFFICE.

GEORGE DRAPER, OF WARE, MASSACHUSETTS.

## IMPROVEMENT IN JAW-TEMPLES FOR LOOMS.

Specification forming part of Letters Patent No. 6,144, dated February 27, 1849.

*To all whom it may concern:*

Be it known that I, GEORGE DRAPER, of Ware, in the county of Hampshire and State of Massachusetts, have invented a new and useful improvement in the loom jaw-temple on which or on some improvement connected with which a patent was granted on or about the 30th day of August, 1833, to one C. T. K. Rawlings; and I do hereby declare that my said invention is fully described and represented in the following specification and accompanying drawings, letters, figures, and references thereof.

Of the said drawings, Figure 1 denotes the position in which a spring jaw-temple of the kind above mentioned (viz., that known as the Rawlings temple) is usually arranged on the breast-beam and with respect to the selvage edge of the cloth, A being the temple, B a part of the breast-beam and the line, C the selvage edge of the cloth.

Fig. 2 exhibits a side view of the said temple and the contrivances applied to the breast-beam and lay, and used to elevate the upper jaw of the temple when the lay is beaten up. In this figure *a* is the upper jaw of the temple, *b* the lower jaw, the two jaws being pressed together by means of a spring suitably disposed between them, and so inserted within the lower jaw as not to be visible. *c* is a stud, which projects downward from the upper jaw and passes through the lower jaw—that is to say, through a slot made therein. *d* is a rest or piece of iron affixed to the breast-beam. It is made to abut against the rear edge or rounded corner or part of the stud *c*, in order to prevent the temple from being driven backward by the ordinary blows of the lay. *e* is an inclined plane fixed to the lay D, which (inclined plane) when the lay is beaten up strikes against the front corner of the stud *c* and raises it, and thereby elevates the upper jaw *a* above the lower one *b*.

Fig. 3 exhibits a side view of the aforedescribed temple having my improvement ap-

plied to it, such parts in this latter figure as are the same as those seen in Fig. 2 being respectively designated by the same letters of reference.

To the stud *c* I apply an upright lever *f*, which is made to turn upon a fulcrum or horizontal pin *g*, passed through the lever and a support-piece *h*, screwed or fastened to the breast-beam B. The upper end of the lever *f*, or that part which rests and acts against the stud *c*, is beveled off or made with an inclined plane or cam *i*. The tail-piece *l*, which is fastened to the lay and carries the inclined plane *e*, has a projection *k* extending from its lower part toward the lower arm of the lever *f*, as seen in the drawings, the said projection being so made and arranged as to be carried against the lever by the lay D, while the latter beats up and causes the lever to move in such manner as to push the inclined plane or cam *i* of it simultaneously with the inclined plane *e* against the stud *c*. The stud of the upper jaw is therefore elevated by the joint action of the two cams or inclined planes *i* and *e*, and in such manner that the pressure of the former plane is made to counteract any tendency of the latter to move the temple out of place, or to produce any other serious consequences. Besides the above advantages my improvement possesses others which will be apparent to weavers.

What I claim as my invention is—

The cam *i* and lever *f*, (applied to the breast-beam,) in combination with the inclined plane or cam *e*, projection *k*, or any mechanical equivalent therefor, as connected with the lay D, the whole being applied to the temple and made to operate substantially in manner as above specified.

In testimony whereof I have hereto set my signature this 22d day of August, A. D. 1848.

GEORGE DRAPER.

Witnesses:

R. H. EDDY,  
F. GOULD.