

A. G. Polhameus,
Ship's Saddle.

N^o 6,224.

Patented Mar. 27, 1849.

Fig. 1.

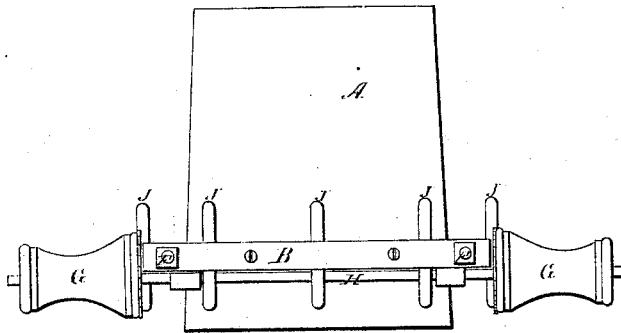


Fig. 2.

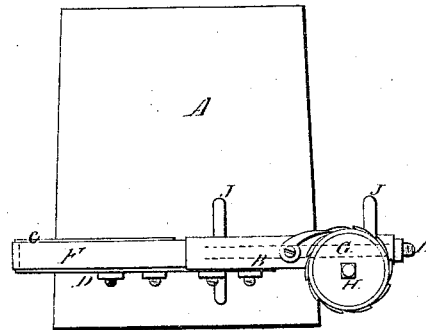


Fig. 3.

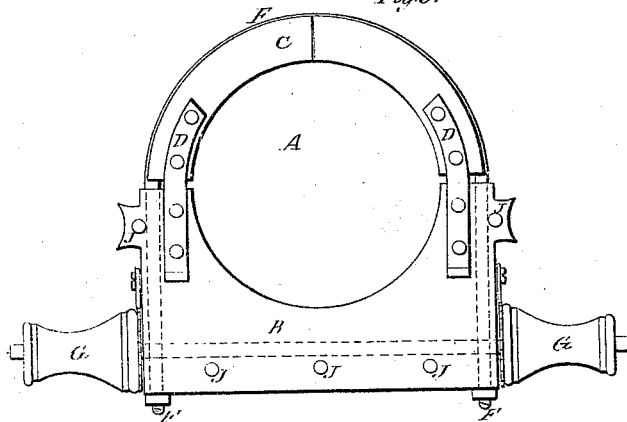


Fig. 4.

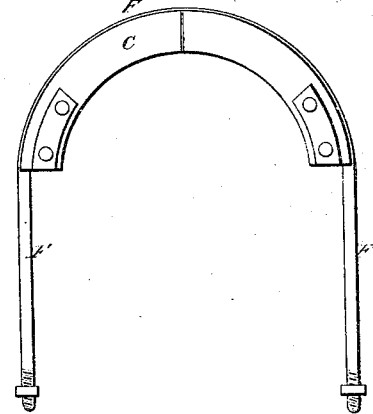


Fig. 5.

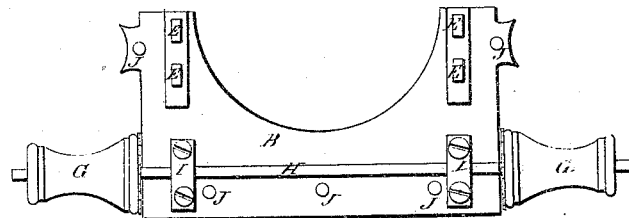


Fig. 6.



UNITED STATES PATENT OFFICE.

A. G. POLHAMEUS, OF NYACK, NEW YORK.

COMBINATION OF ADJUSTABLE SADDLE AND WINCH.

Specification of Letters Patent No. 6,224, dated March 27, 1849.

To all whom it may concern:

Be it known that I, ABRAHAM G. POLHAMEUS, of Nyack, Rockland county, State of New York, have invented a new and Improved Saddle for Ship's Spar; and I do declare the following to be a full and exact description.

The nature of my invention consists in the making of a saddle to completely surround the mast of a ship or other vessel, and clasped or hooped together by means of a strong iron band, the ends of which, pass through the front half of the saddle board, and are secured by means of strong screw nuts. But to describe more particularly my invention, I will refer to the accompanying drawings. Figures 1 is a front view—2 a side view—3, a top view, and 4, the back of the saddle having the strap or band attached to it. 5, the lower side of the front board of the saddle, and 6, one of the plates for connecting the front and back parts of the saddle together.

In each of the several drawings the same letters wherever they occur, represent the same parts.

Letters A, A, &c, is the mast. B, B, B, &c the front part of the saddle board, connected with the back part of the saddle C, C, &c, by means of four plates, (two on the upper and two on the lower side of the saddle) bolted through the saddle, and also by the band or strap F, F &c, passing around the back of the saddle, and through the front board, and screwing up on its ends to hold them together, and in close contact with the mast. To accomplish this, the bolt holes of the plates D, D, in the front board of the saddle E, E, &c, are made long so that, at whatever position the saddle may be

placed on the mast, or however tapering, it may be shifted with perfect ease.

G, G &c is a winch, having its center or shaft H, bolted, as shown at I, I, Fig. 5, to the bottom side of the front board of the saddle, and thereby superseding the necessity or bits or stanchion posts, mortised into the deck, as is now the case, for securing the winches, as well as avoiding rotting the same, in consequence of the leakage always attendant upon a mortised place in the deck of vessel.

J, J &c are "belaying pins," through the saddle, for hanging the running rigging to. The object of this improved saddle, is to make an adjustable saddle and winch, so that it may be shifted to whatever position it may be required on the mast to accommodate deck loads, particularly in river crafts, where such articles as lumber, hay &c are loaded to several feet on deck. It is to obviate these inconveniences and that of having the winch attached or mortised to the deck, and causing its supports to rot in consequence; as well as to secure the advantage of staying the mast, from springing or splitting in a gale, by the claspings of it by the saddle, that this invention has been made.

What I claim therefore as my invention and wish to secure by Letters Patent, is—

The combination of a winch with a movable and adjustable saddle, connected so that the winch moves with the saddle, the whole being constructed, arranged and operating substantially as herein described.

A. G. POLHAMEUS.

Witnesses:

EDWARD SPEYER,
CHARLES L. BARICK.