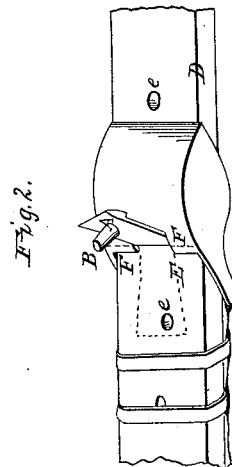
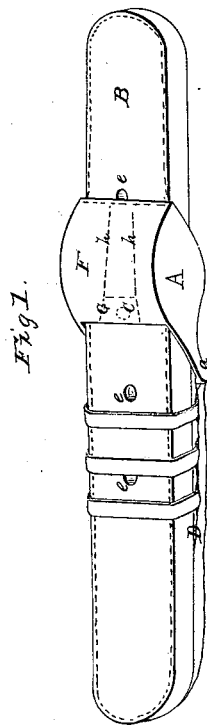
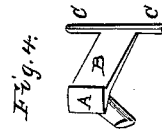
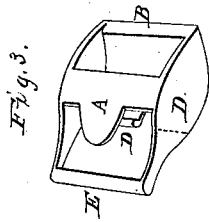


A. Worster, Buckle.

N^o 6,931.

Patented Dec. 4, 1849.



UNITED STATES PATENT OFFICE.

ALVAH WORSTER, OF HANNIBAL, NEW YORK.

DETACHABLE BUCKLE-TONGUE.

Specification of Letters Patent No. 6,931, dated December 4, 1849.

To all whom it may concern:

Be it known that I, ALVAH WORSTER, of Hannibal, Oswego county, State of New York, have invented a new and useful Harness-Buckle; and I do hereby declare the following a full and accurate description of the same, reference being had to the accompanying drawings, making a part of this specification.

10 Figure 1, is a view of the buckle, attached to the strap as intended to be used. A, the buckle. B, the movable strap. C the perpendicular projection of the tongue (not seen in Fig. 1,) working into the holes *e, e*, of
15 B. D the underneath or stationary strap to which the foremost end of the buckle *d*, is attached. F, the top surface or plate of the buckle. G, the top surface of the tongue, inserted into F. *h, h*, the dotted lines showing
20 the prolongation or arm of the tongue, under the surface of F.

Fig. 2, a view of the buckle with A, the tongue slid forward and elevated. B, perpendicular projection of the tongue intended
25 to work in the holes C, C, of the sliding strap D. E, E, dotted lines showing A, slid forward to be elevated. F F, dotted lines showing cleats on the under side of the top plate F, (in Fig. 1).

30 Fig. 3, the under side of the buckle. A, a cross piece underneath with a projection against which the end of the tongue falls. B, a cleat at the hindmost end of the buckle attached to F, (Fig. 1). D D, cleats at the
35 fore end, and also attached to F, (Fig. 1). E, cross piece uniting the sides of the buckle,

and to which the strap D (Fig. 1) is attached.

Fig. 4, is a view of the tongue detached, having a shoulder A, and arms B, and C, C.

The operation consists in attaching a strap 40 to the cross piece E, (Fig. 3,) as at *d* (Fig. 1), the cleats B, and D, D, (Fig. 3) and B, and C, C, (Fig. 4), being about the same thickness, the strap B, (Fig. 1), is made to pass between A and E, (Fig. 3,) and F, 45 (Fig. 1), and is of sufficient size to fill the space between and is made to slide back and forth at pleasure. B, (Fig. 2), is placed into any hole C &c. desired and by the process of pulling, is made to slide as in (Fig. 1), the 50 shoulder A, (Fig. 4) comes in contact with F, at the insertion of G, (Fig. 1) and the arms C, C (Fig. 4) also come in contact with B (Fig. 3). By this construction the tongue is made securely in its place and the pres- 55 sure, direct instead of oblique, as in nearly all other buckles. Whenever the length of the strap is desired to be changed by sliding it forward the tongue is carried along until the arms C, C, (Fig. 4) come up to the plates, 60 D, D, (Fig. 3,) when it can be elevated with ease and adjusted at pleasure.

What I claim as new, and desire to secure by Letters Patent is—

The detachable buckle tongue constructed 65 and arranged in the manner, and for the purpose herein represented.

ALVAH WORSTER.

Witnesses:

STEPHEN D. BALLARD,
ABRAM W. FINEOUT.