

No. 47,598.

Robert P. Fuller's Improv^d in Ships' Blocks.

Assigned to Henry Richmond.
Patented May 9, 1865.

Fig. 1.

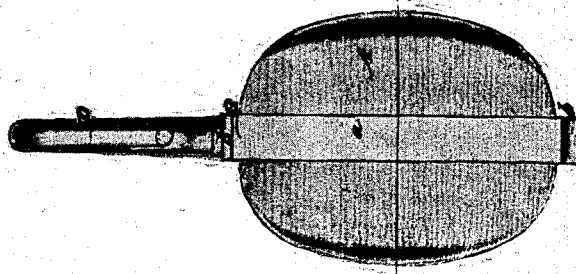


Fig. 2.


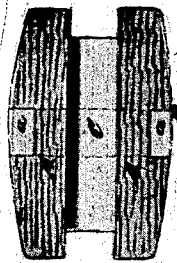


Fig. 3.



Witnesses:
E. S. Smith
C. P. Fuller

Inventor:
R. P. Fuller
per H. M. Smith & Co.
attys

UNITED STATES PATENT OFFICE.

ROBERT P. FULLER, OF MACHIAS, MAINE, ASSIGNOR TO HENRY RICHMOND,
OF SAN FRANCISCO, CALIFORNIA.

IMPROVED PULLEY-BLOCK.

Specification forming part of Letters Patent No. 47,598, dated May 2, 1865.

To all whom it may concern:

Be it known that I, ROBERT P. FULLER, of Machias, in the county of Washington and State of Maine, have invented a new and useful Improvement in Ships' Blocks; and I do hereby declare that the following is a full, clear, and exact description thereof, which will enable others skilled in the art to make and use the same, reference being had to the accompanying drawings, forming part of this specification, in which—

Figure 1 is a side view of a block constructed according to my invention; Fig. 2, an edge view of the same; Fig. 3, a transverse section of the same, taken in the line *x x*, Fig. 1.

Similar letters of reference indicate like parts.

The object of this invention is to construct ships' blocks in such a manner that the cheeks of the same will be prevented from splitting, and to this end the cheeks are arranged with the grain of the wood at right angles with the metallic strap which encompasses the block, the strap being fitted in grooves in the cheeks, so that the outer surfaces of the former will be flush with the outer surfaces of the latter, and all arranged as hereinafter set forth.

A A represent the two cheeks of the blocks, which may be of the usual form and cut out in such a manner that the grain of the wood will have a transverse position—that is to say, be at right angles with the major diameter of the same and the metal strap B, which encompasses the block. (See Fig. 1.)

The cheeks A A are connected at their ends by strips C C, which leave a space between the cheeks of sufficient capacity to receive the sheave or pulley of the block. (See Fig. 2.)

The metal strap B is composed of two parallel side pieces, *a a*, and two end pieces, *b b'*, one of which, *b*, is at the "arse" of the block and the other, *b'*, at the opposite end. The side pieces, *a a*, are let into grooves made in the exterior of the cheeks A A; but the end pieces, *b b'*, project beyond the end of the block, the hook D being connected to *b'* by a swivel.

The several parts of the block are put together by first inserting the cheeks A A in the strap B, and then placing and securing the strips C C between the ends of the cheeks.

By this mode of construction a very strong and durable block is obtained, the cheeks being prevented from splitting on account of the same having a transverse position relatively with the side pieces, *a a*, of the strap, and all the parts bound firmly together.

I claim as new and desire to secure by Letters Patent—

The combination of the grooved cheeks A A, strips C C, metallic strap *a a b b'*, and hook D, all constructed and arranged as and for the purpose herein specified.

ROBERT P. FULLER.

Witnesses:

CYRUS G. FOLSOM,
JOHN BAKER.