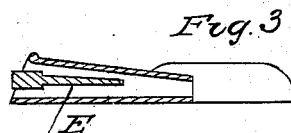

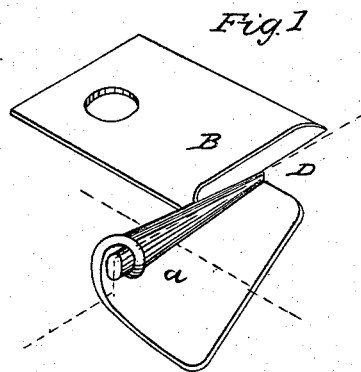


H. GOEBEL.

Hemmer for Sewing Machines.

No. 47,632.

Patented May 9, 1865.



WITNESSES
J. C. Smith
Paul Blinn

INVENTOR
Henry Goebel.

UNITED STATES PATENT OFFICE.

HENRY GOEBEL, OF NEW YORK, N. Y.

IMPROVEMENT IN HEMMERS FOR SEWING-MACHINES.

Specification forming part of Letters Patent No. 47,632, dated May 9, 1865.

To all whom it may concern:

Be it known that I, HENRY GOEBEL, of the city, county, and State of New York, have invented a new and useful Improvement in Sewing-Machine Hemmers; and I do hereby declare the following to be a full, clear, and exact description of the construction and operation of the same, reference being had to the annexed drawings, making a part of this specification, in which—

Figure 1 is a perspective view. Fig. 2 is a transverse section of a cone-shaped scroll, and Fig. 3 is a longitudinal section of the same.

The nature of my invention consists in constructing a hemmer in such a simple form as to enable an operator with little or no experience to hem cloth and garments without difficulty. To effect this object I construct a cone-shaped scroll, through which the edge of the cloth passes, with a wing upon which the cloth rests. This scroll and wing are represented on the drawings by the Figs. 2 and 3, and also by the letter A on Fig. 1. I attach this scroll to the guide part of the hemmer, marked B, by rivets, solder, or other suitable means; or I may construct them both of one piece of metal. To the center of this cone-shaped scroll I secure a rigid rod or wire, which forms at its line of junction with said scroll an angle or bearing against which the edge of the cloth abuts. The cloth is thus positively restrained from folding upon itself beyond the proper degree, and an additional guide is secured for the same. This rod or wire is represented on the drawings by the letter C, and I call it the "center" guide. While using my

hemmer the operator can hold the cloth with a greater roll or fold than is actually wanted at the point where it is to be hemmed and no bad result will follow, for this guide, acting in conjunction with the lessening form of the scroll as the cloth reaches the bottom thereof, will gradually unroll the cloth and only allow it to pass to the needle with the required amount of roll or fold. After the cloth has left the needle it is held against the straight upright guide, marked D. Now, as the rod C serves all the purposes of an additional guide, it will be perceived that by my device I secure two positive guides for the edge of the cloth—to wit, one within the scroll and before it reaches the needle, and one outside of and beyond the scroll and after the said edge has been folded and stitched.

I do not claim the invention of an abrupt swell or head to the above-described center guide, as I prefer to construct said guide with a gradual enlargement from its extreme point to within about a half-inch from its head, and from which last-mentioned point I gradually round it off.

What I claim as new of my invention, and desire to secure by Letters Patent, is—

In combination with a cone-shaped scroll, the center guide, C, constructed and operated as and for the purposes specified, substantially as described.

HENRY GOEBEL.

Witnesses:

J. C. SMITH,
FRED B. GINN.