

F. H. MOORE.
 DEVICE FOR PULLING ON BOOTS.

No. 47,847.

Patented May 23, 1865.

Fig: 1.

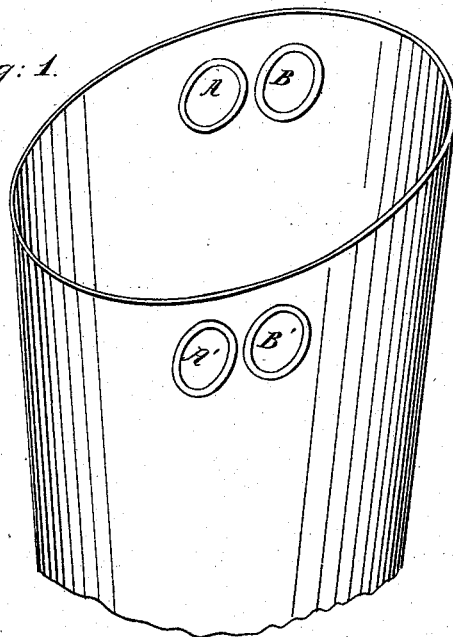


Fig: 2.

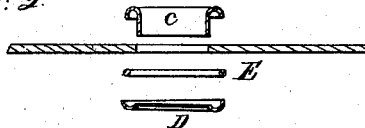
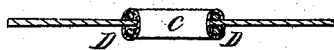


Fig: 3.



Witnesses: *Fig: 4*

John Mathys
Geo. L. Coombs



Inventor
F. H. Moore
by
A. Rowe
his atty

UNITED STATES PATENT OFFICE.

FREDERIC H. MOORE, OF BOSTON, MASSACHUSETTS.

DEVICE FOR PULLING ON BOOTS.

Specification forming part of Letters Patent No. 47,847, dated May 23, 1865.

To all whom it may concern:

Be it known that I, FREDERIC H. MOORE, of Boston, in the county of Suffolk and State of Massachusetts, have invented certain new and useful Improvements in Devices for Pulling on Boots; and I hereby declare that the following, taken in connection with the accompanying drawings, forms such a full, clear, and exact description of the same as will enable others to make and use the same.

The object of my invention is to provide a substitute for boot-straps; and it consists in providing an aperture or apertures in the boot-leg for the insertion of one or more fingers for pulling on the boot, said aperture or apertures being protected from tearing or from being otherwise injured by surrounding their edge or edges with a border made of metal, india-rubber, gutta-percha, leather, or other suitable material; also, in forming said border, on its inner or outer or both faces of the boot-leg, raised up or rounded, so as to protect the fingers from injury.

In illustration of my said invention, I have represented in Figure 1 of the accompanying drawings, in perspective, the upper part of a boot-leg, provided at each side with two apertures, A and B, for the insertion therein of the fore and middle fingers for the purpose of taking hold of the boot-leg and pulling the boot on. In this instance the apertures are bordered by means of a divided eyelet or eyelet composed of two parts, C and D, made of thin malleable ductile annular metal disks, swaged into requisite form. They are both formed into short cylinders, (one somewhat longer than the other,) each having one of their circular edges bent over outwardly. These two parts fit into each other, the longer overlapping the shorter. The hole in the boot-leg being truly cut or punched, I fit therein the longer eyelet, the cylindrical portion of which protrudes on the opposite side of the boot-leg. Upon this cylindrical portion I then apply a metal ring or washer, E, which, when pressed home, forces the leather (if such be the material of which the boot-leg is made) into the crease, channel, or recess back of the convex edge of eyelet portion C. I then place the second eyelet portion, D, so as to inclose the ring E, and finally fasten or secure the

parts together by bending the overlapping cylindrical portion of the eyelet part C in conformity with the convexity of the eyelet part D. This may be done expeditiously by means of dies and presses or other tools.

In Fig. 2 the parts are shown detached, and in Fig. 4 they are represented united, according to the plan described.

If a wider border-edge is wanted, instead of pressing the leather into the concavity of the eyelet part C, two rings—one on each side of the boot-leg—may be used to fill the space between the leather and the curved flange of the eyelets.

I do not confine myself to any number, form, or size of apertures, neither do I confine myself to any particular method of securing the bordering flanges to the boot-leg, though when they are of metal and circular I prefer the method above described. When they are not circular, and the aperture is large enough for more than one finger, they may be secured to the boot-leg by rivets, eyelets, or sewing; but in all cases the edges should be so formed as to protect the fingers from injury.

Having thus described my invention and the manner in which the same is or may be carried into effect, I claim—

1. Forming one or more apertures in the leg of boots or shoes and providing the edge of such aperture or apertures with a convex border or flange, in the manner substantially as hereinbefore described, and for the purposes set forth.

2. As an article of manufacture, boot or shoe legs having, for the purpose set forth, one or more bordered or flanged apertures, substantially as herein described.

3. As an article of manufacture, a boot or shoe the legs of which, for the purpose of pulling on said boots or shoes, are provided with one or more bordered or flanged apertures, substantially as set forth.

In testimony whereof I have signed my name to this specification before two subscribing witnesses.

F. H. MOORE.

Witnesses:

J. B. SANFORD,
C. W. KEMPTON.