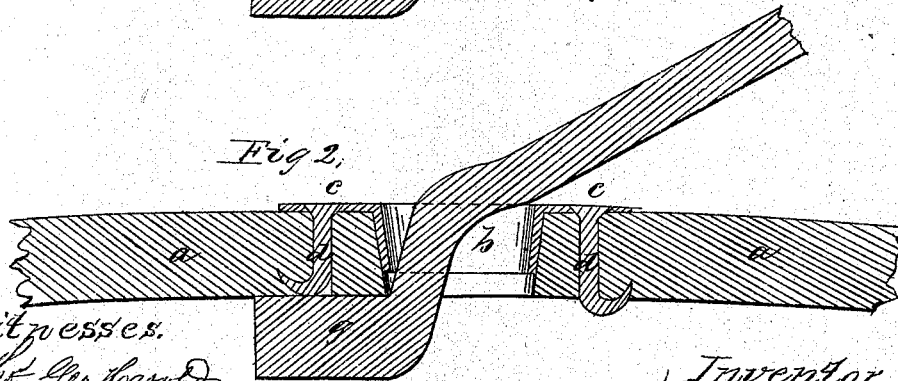
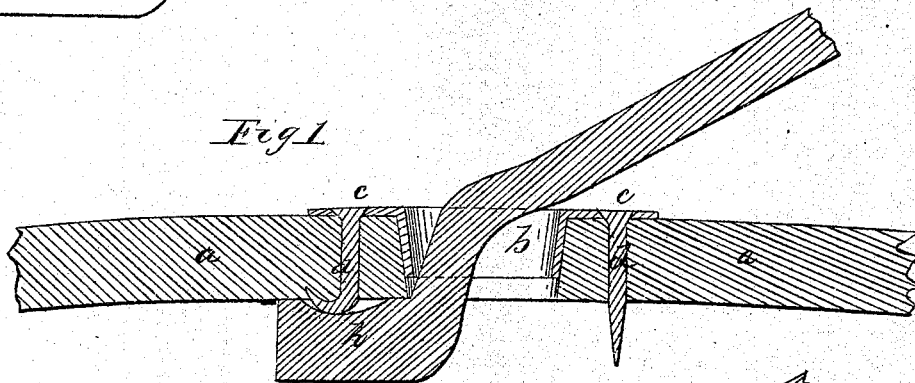
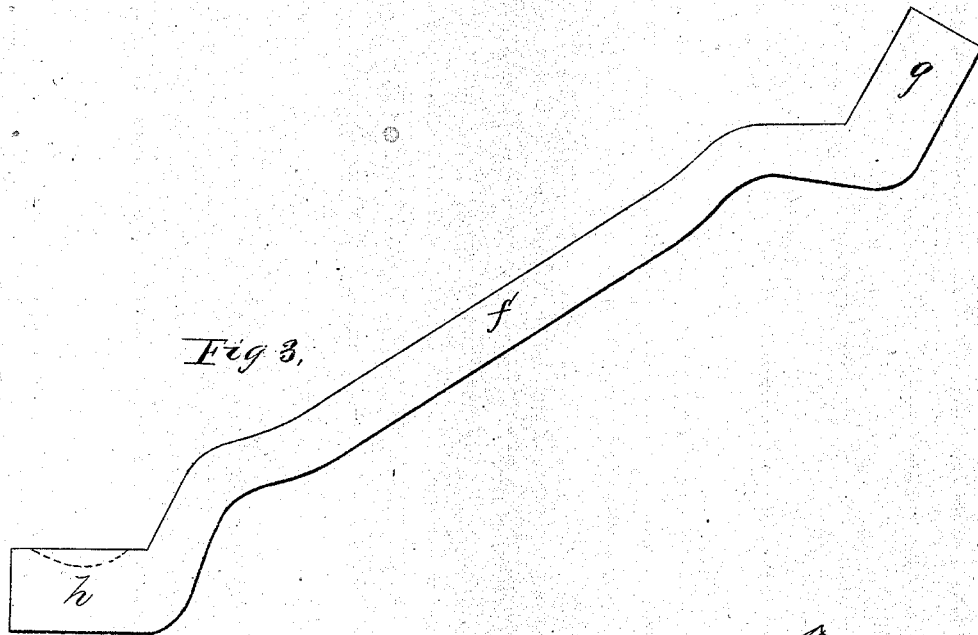


T. SUMMERFIELD.
METHOD OF SECURING BUSHES FOR BUNGS TO BARRELS.
No. 47,877. Patented May 23, 1865.



Witnesses.
Chas. G. Loring
Chas. H. Smith

Inventor.
Thos. Summerfield

UNITED STATES PATENT OFFICE.

THOMAS SUMMERFIELD, OF NEW YORK, N. Y.

IMPROVED METHOD OF SECURING BUSHES FOR BUNGS TO BARRELS.

Specification forming part of Letters Patent No. 47,877, dated May 23, 1865.

To all whom it may concern:

Be it known that I, THOMAS SUMMERFIELD, of the city and State of New York, have invented, made, and applied to use a certain new and useful Improvement in Means for Securing Bushes for Bungs in Barrels; and I do hereby declare the following to be a full, clear, and exact description of the said invention, reference being had to the annexed drawings, making part of this specification, wherein—

Figure 1 is a section of the bung-bush with the securing-nail partly clinched. Fig. 2 is a similar view with the said nail clinched, and Fig. 3 is an elevation of the clinching anvil and lever.

Similar letters denote the same parts.

Metallic bushes have heretofore been made to be inserted into the staves of barrels; but in consequence of being secured by rivets whose heads have been on the inner side of the stave the bushes have necessarily been inserted before the barrel was complete, or by taking out the heads of old barrels. Bushes of this character are found in Letters Patent granted June 9, 1863, to W. Kenyon and A. Menzies.

The nature of my said invention consists in a lever-anvil to be inserted through the metallic bush, which serves the purpose of an anvil against which to clinch the ends of nails driven in to secure the metal bush, and at the same time acts as a lever to hold the bush firmly to the barrel while the nails are being driven and clinched.

In the drawings, *a* represents part of the stave of a barrel; *b*, the bush for the plug or bung; *c*, the flange of said bush, formed with holes for the reception of the nails. I prefer and use four such holes.

d d are the nails employed to hold the bush to the stave firmly.

f is my lever-anvil, formed of metal, with a flat head, *g*, at one end and a grooved head, *h*, at the other, the metal shank or lever near the anvil at each end being bent, as shown, so that after the head or anvil has been passed through the bush the anvil-head may be brought up nearly flat against the inner side of the stave and the lever bear upon the outer face of the bush, so as to be sustained by the same, and also act to press the bush firmly down upon the stave. After the bush has been driven into the bung-hole in the stave, the grooved head *h* is first to be entered to slightly turn up the ends of the nails *d* as they are driven. (See Fig. 1.) The holes may be bored in the stave for said nails, if desired. The lever-anvil is then turned end for end, so as to enter the flat head *g*, and this clinches the nails as each nail in succession is driven firmly home by a hammer struck upon its head. By this means the metallic bushes may be secured in barrels in the most permanent manner without the necessity of taking out the head, as heretofore usual.

What I claim, and desire to secure by Letters Patent, is—

Securing metallic bushes for bungs in barrels by means of nails clinched on the inner side of the stave by the lever-anvil, substantially as set forth.

In witness whereof I have hereunto set my signature this 29th day of March, 1865.

THOS. SUMMERFIELD.

Witnesses:

LEMUEL W. SERRELL,
THOS. GEO. HAROLD.