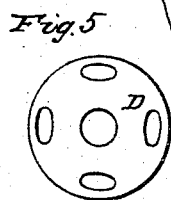
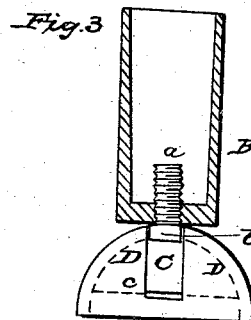
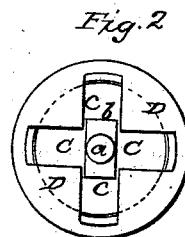
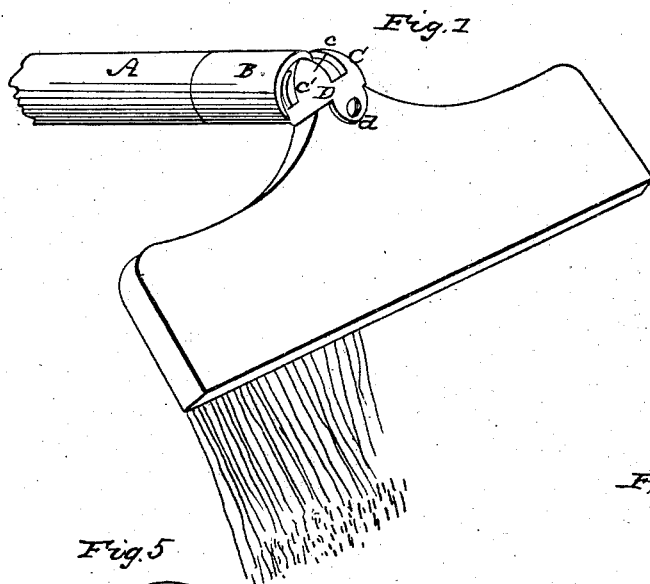


BURTNETT & McINTOSH.

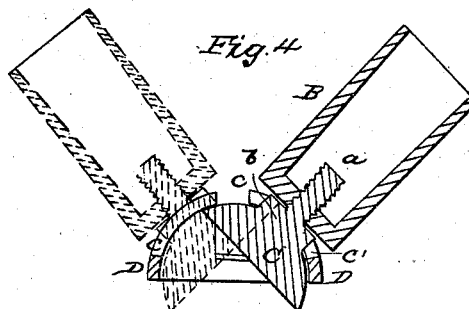

Whitewash Brush and Handle Attachment.

No. 47,927.

Patented May 30, 1865.



*Fig. 6.*



Witnesses  
R. T. Campbell  
E. Schaefer

Inventors  
W. B. Burtnett  
Sam'l Mcintosh  
By his Attys  
Mason & Co. W. W. W. W.

# UNITED STATES PATENT OFFICE.

W. B. BURTNETT, OF NEW YORK, AND J. P. MCINTOSH, OF BROOKLYN, N. Y.

## IMPROVED WHITEWASH-BRUSH AND HANDLE ATTACHMENT.

Specification forming part of Letters Patent No. 47,927, dated May 30, 1865.

### *To all whom it may concern:*

Be it known that we, W. B. BURTNETT, of the city and county of New York, and JAMES P. MCINTOSH, of Brooklyn, Kings county, State of New York, have invented a new mode of Attaching Whitewash-Brushes to Handles; and we do hereby declare that the following is a full, clear, and exact description thereof, reference being had to the accompanying drawings, making a part of this specification, in which—

Figure 1 is a perspective view, showing our improved mode of attaching a handle to a brush. Fig. 2 is a top view of the fastening. Fig. 3 is a side view of the slotted hemisphere and a diametrical section through the ferrule. Fig. 4 is a diametrical section through the fastening. Figs. 5 and 6 show modifications of the fastening of Figs. 1, 2, 3, and 4.

Similar letters of reference indicate corresponding parts in the several figures.

The nature of our invention consists in securing a brush-handle to a hemispherical portion, which is attached to the brush-stock in such manner that the brush can be adjusted and secured rigidly at any desired angle with respect to the handle, or removed from the handle at pleasure, as will be hereinafter described.

To enable others skilled in the art to understand our invention, we will describe its construction and operation.

A represents a brush-handle, which is secured in a ferrule, B, having a female screw cut in its end, as shown in Figs. 3 and 4, which is adapted for receiving the male screw *a*, that is formed on the rounded section C. At the point where the screw *a* unites with its portion C, a square or oblong tenon, *b*, is formed, which fits loosely into one or the other of the slots C C', that are made through the hemispherical shell D. This shell D is constructed with ears *d d*, formed on it, by means of which it can be rigidly secured to the wooden stock of the brush, as shown in Fig. 1. The brush-stock is cut away on each side of the hemispherical shell D, so as to admit of extraordinary adjustments of the brush at angles obliquely to the handle. The slots C C' are at right angles to each other, and intersect at the center of the shell D, as shown in Fig. 2. The slot C admits of the brush being adjusted and fixed in different planes with respect to the handle A without changing the

angle of the edge of the brush, and the slot C' will admit of the brush being adjusted laterally, and fixed so that its edge will be oblique to the handle. In whatever position the brush may be set, the rounded surface of the hemispherical shell D will admit of the ferrule being set up snugly in contact with said surface, so as to form a clamp for confining the section C rigidly to the shell D. The tenon *b* does not project quite through the slots C C', but allows the end of the ferrule to bear firmly against the shell D. This bearing may be increased, if desired, by making a slight cavity in the end of the ferrule around the screw-hole which is through it. It is not necessary to remove the section C from the shell D, or to detach the handle A from its screw, when it is desired to change the screw and its tenon from one slot to another, as this can be done by loosening the brush until the tenon *b* can be turned half round, the parts being in the position shown in Fig. 2.

It will be seen that the tenon *b* not only serves as a guide for the screw *a*, but that it also serves as a side support or bearing for preventing any lateral unsteadiness of the brush when secured to the handle. If desirable, the same result may be obtained by forming a male screw on the ferrule, and making a number of female screws in the dome or hemispherical shell which is attached to the brush-stock, as shown in Figs. 5 and 6. In this case the brush may be set at different angles and obliquely to the handle, with all the exactness required for ordinary purposes, the portion C (shown in Fig. 4) being dispensed with, and only two pieces—the ferrule and the perforated shell—being used.

Having thus described our invention, what we claim as new, and desire to secure by Letters Patent, is—

1. Securing a handle to a brush by means of a screw-fastening which is applied to the rounded portion D, constructed substantially as described.

2. The adjustable section C, having a screw formed on it, in combination with a hemispherical slotted shell, D, and ferrule B, substantially as described.

W. B. BURTNETT.  
JAMES P. MCINTOSH.

Witnesses:

CHAS. R. WHITING,  
DANIEL A. BURTNETT.