

J.A. & H.A. House,

Chair,

N^o 48,177.

Patented June 13, 1865.

Fig. 2.

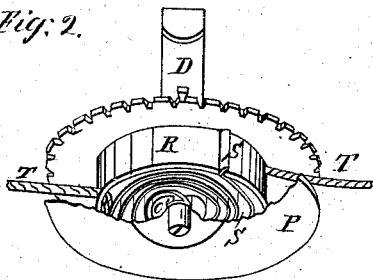


Fig. 3.

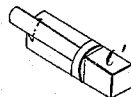
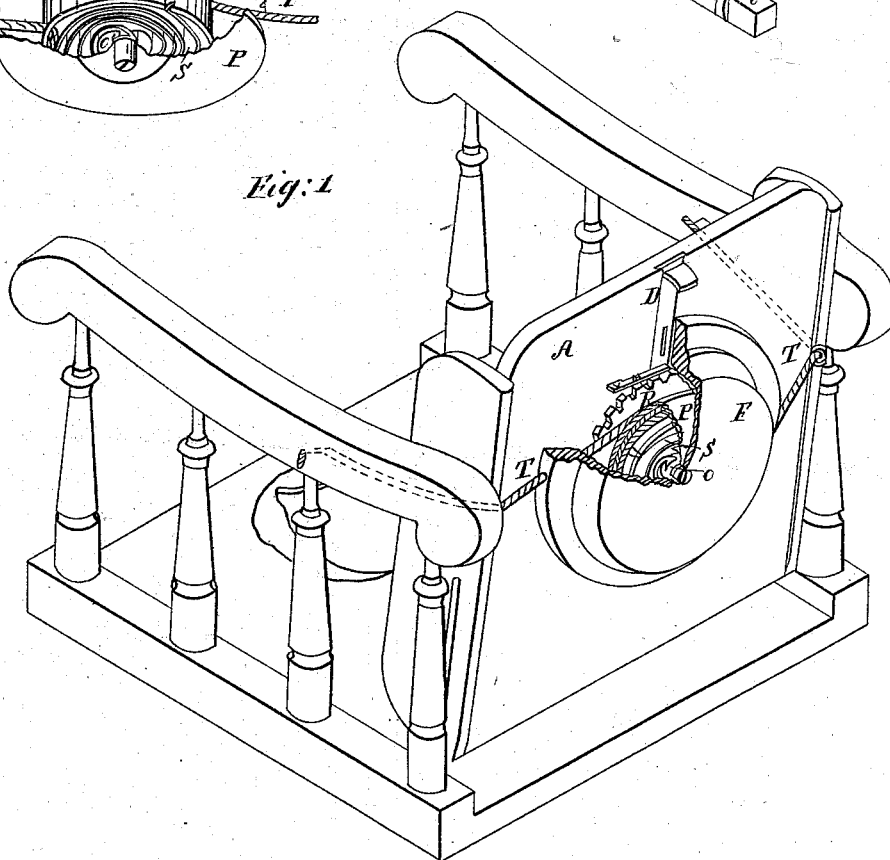


Fig. 1.



Witnesses;

*L. L. Diamond
Geo. C. Phelps*

Inventor;

*J. A. House
Henry A. House*

UNITED STATES PATENT OFFICE.

JAMES A. HOUSE AND HENRY A. HOUSE, OF BRIDGEPORT, CONNECTICUT.

IMPROVED CHAIR.

Specification forming part of Letters Patent No. **48,177**, dated June 13, 1865.

To all whom it may concern:

Be it known that we, JAMES A. HOUSE and HENRY A. HOUSE, of Bridgeport, Fairfield county, and State of Connecticut, have invented a new and Improved Spring and Stop-Reel; and we hereby declare that the following is a full, clear, and exact description thereof, reference being had to the accompanying drawings, making a part of this specification, and the letters of reference marked thereon, in which the same letter represents the same thing in each figure.

Figure 1 is an isometrical perspective of the reel attached to a baby-tender chair; Fig. 2, an oblique projection, showing the stop, spring, and grooved journal; Fig. 3, the grooved journal.

A is the back of the chair; D, the stop-bolt; F, the case; O, the dovetailed slotted grooved journal; P, the outside cap of reel R; R, the notched reel; S, the spring; T, the cords; X, the spring to actuate stop-bolt D.

The object of our invention is to readily secure in position adjustable backs of chairs, and is shown as applied to the back of a baby-tender chair.

Supporting-cords T are wound about reel R and secured thereto. Coiled spring S is secured to grooved journal O at one end and reel R at the other. Stop-bolt D, being lifted out

of any notch it may be in on reel R, raises spring X, and the back of the chair being depressed the cord is drawn off reel R, which revolves in journal O and winds up spring S, when the proper point of depression is reached releasing bolt D. Spring X forces it into one of the notches of reel R, and secures the back in position by preventing the cords from unreeling. When elevating the back, spring S, being released by the raising of bolt D, unwinds and rewinds the slack of cords T upon reel R.

Journal O is constructed with a dovetailed slot, into which one end of spring S, being bent, may be inserted, and also with a square slotted end, so that it may be withdrawn outwardly and turned by the slot, so as to take up the set of the spring, and secured by being replaced, obviating the necessity of a ratchet and pawl.

What we claim, and desire to secure by Letters Patent, is—

The combination of reel R, bolt D, spring X, and cords T, operating together substantially as and for the purposes specified.

JAS. A. HOUSE.
HENRY A. HOUSE.

Witnesses:

S. S. DIMOND,
GEO. C. BISHOP.