

H. J. Hewitt.
Script Printing Type.

N^o 50245.

Patented Oct. 3. 1865.

Fig. 1.

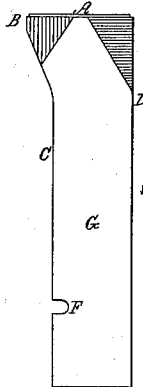


Fig. 2.

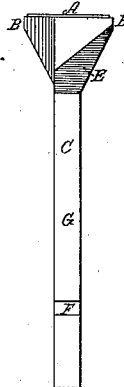


Fig. 3.

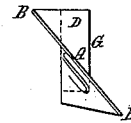


Fig. 9.

*Specimen for
 Improved Script Type.
 May 29, 1865.*

Fig. 6.




Fig. 7.




Fig. 8.

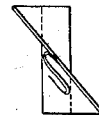


Fig. 10.

*Specimen of Script Type
 as hereinafter manufactured.
 May 29, 1865.*

Fig. 4.

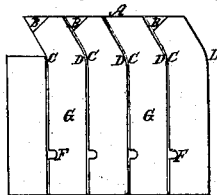
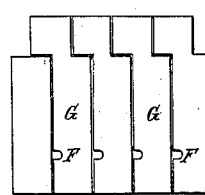


Fig. 5.



Witnesses.

*W. C. Hill.
 Chas. Morrill.*

Inventor.

Horatio J. Hewitt.

UNITED STATES PATENT OFFICE.

HORATIO J. HEWITT, OF BROOKLYN, NEW YORK.

IMPROVEMENT IN SCRIPT PRINTING-TYPE.

Specification forming part of Letters Patent No. 50,245, dated October 3, 1865.

To all whom it may concern:

Be it known that I, HORATIO J. HEWITT, of Brooklyn, Kings county, and State of New York, have invented a new and useful Improvement in Script Printing-Type; and I do hereby declare the same is fully described and represented in the following specification and the accompanying drawings, of which—

Figure 1 is a side elevation of one of my improved type on an enlarged scale; Fig. 2, a front elevation; Fig. 3, an end view of same. Fig. 4 represents several of my improved type in position, with the recess in front of a type filled up by the corresponding round or swell on the next succeeding type, &c. Fig. 5 is a modification of Fig. 4. Fig. 6 is a side elevation of one of the ordinary type in general use; Fig. 7, a front elevation; Fig. 8, an end view; Fig. 9, a specimen print of my improved type, and Fig. 10 a print from the ordinary type.

The nature of my invention consists in reducing the body of a type, or that part of it contained between the leads, from the form shown in Fig. 6 to that illustrated in Fig. 1 of the drawings, whereby I am enabled not only to place the printed lines of script nearer together, (occupying about two-thirds the space required for the ordinary script,) but a saving of about one-third of the type-metal is effected by means of my improvement.

In the drawings, A is the type face. B is

what printers term the "kern," which occurs only in extended letters. C is the recessed front of the type. D is a rounding or swell on the rear of said type, to fit into a corresponding recess in the next succeeding type, as shown in Fig. 4. E is that portion of the type which I propose to strengthen by casting the metal immediately under the kern, as shown in Fig. 2. F is the nick or index, and G the body of the type.

It will be seen from the above that type cast in accordance with my improvement—that is to say, smaller in body with the usual size face—will economize in metal, in space occupied by the type, and enable the letter-press printer to imitate writing more nearly than has been possible by the old system, besides getting more reading-matter into the space occupied by the ordinary script.

What I claim, and desire to secure by Letters Patent, is—

Reducing or forming the body of script printing-type so as to make the extending letters with a kern to project over the body of the type and between the extended letters of the lines next above and below, substantially as and for the purpose described.

HORATIO J. HEWITT.

Witnesses:

A. NEILL,
CHAS. MORRILL.