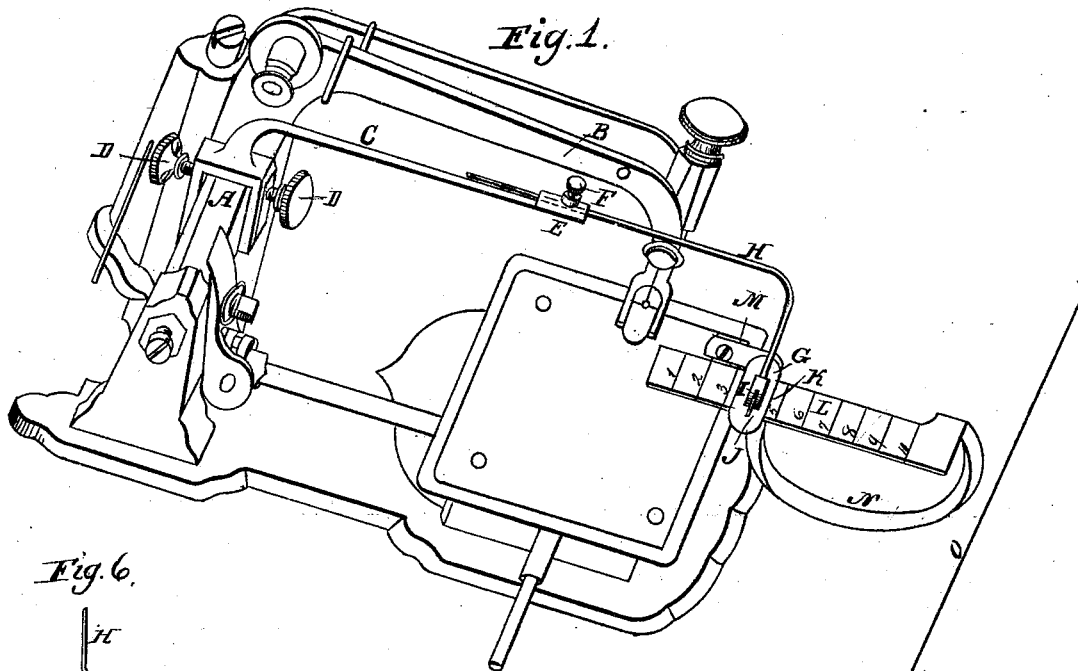


S. PERRETT.

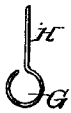
Marking Attachment for Sewing Machines.

No. 50,271.

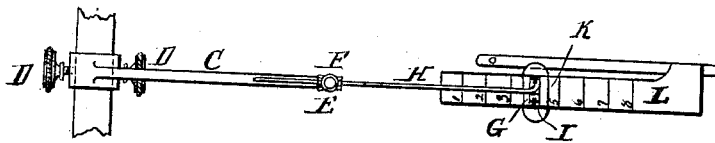
Patented Oct. 3, 1865.



*Fig. 6.*



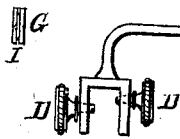
*Fig. 2.*



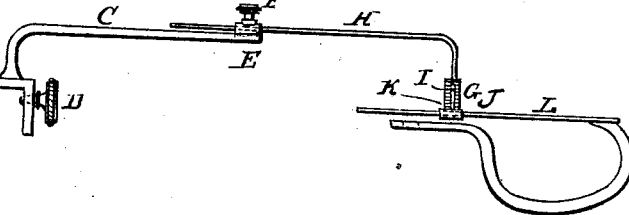
*Fig. 4.*



*Fig. 7.*



*Fig. 3.*



*Fig. 5.*



Witnesses:

Daniel Shea  
Charles Humphreys.

Inventor:

Stephen Perrett.

# UNITED STATES PATENT OFFICE.

STEPHEN PERRETT, OF YONKERS, NEW YORK.

## IMPROVEMENT IN MARKING ATTACHMENTS FOR SEWING-MACHINES.

Specification forming part of Letters Patent No. 50,271, dated October 3, 1865.

### *To all whom it may concern:*

Be it known that I, STEPHEN PERRETT, of Yonkers, county of Westchester and State of New York, have invented an improved appendage to the sewing-machine for creasing cloth preparatory to plaiting or seaming; and I do hereby declare the same is fully described and represented in the following specification and the accompanying drawings, of which—

Figure 1 is a perspective view of my invention as applied to a sewing-machine; Fig. 2, a top view; Fig. 3, a side elevation of same; Fig. 4, a top view of the slide; Fig. 5, an edge view of slide; Fig. 6, a side view of presser, and Fig. 7 an under-side view of same.

The nature of my invention consists in attaching to the cloth-plate of a sewing-machine a graduated bar carrying an adjustable slide, on the face of which is a projection which enters a slot in a creasing-presser, said presser being attached to the end of an adjustable sliding arm, and which arm is attached to the rocker or lever shaft of the sewing-machine by means of set-screws. The presser is made in the form of a slotted ring, and being attached to the rocker-shaft, which also sustains the needle-arm, partakes of the upward and downward movements of the needle, and at each downward movement it (the presser) straddles the projection on the slide, thus forming a crease or creases in the cloth as the same is fed along. The crease being now formed it is only necessary to turn the cloth over to form plaits or seams, as the case may be, when the cloth is ready for the sewing-machine.

In the drawings, A is the rocker-shaft of the sewing-machine, which actuates the needle-arm B and the presser-rod C. The end of the presser-rod next the rocker is bifurcated, embraces the rocker A, and is held in position by means of set-screws D D, while on the outer end of the said rod there is a tube, E, and set-screw F, for sustaining and adjusting the presser G through its arm H. The presser G is circular in shape, and has a slot, I, for reception of the projection J on the slide K, as shown in Figs. 4 and 5.

L is the graduated bar which carries the adjustable slide K, on the face of which is the pro-

jection J, which, as already stated, is straddled by the presser. The said graduated bar is attached to the cloth-plate by one or more screws, M', through its arm N', as shown in the drawings.

It will be seen from the above that when the slide K, with its projection J, are stationary and the presser arranged over it, the presser G, with each downward motion of the needle-arm, strides the projection J, indenting the cloth lying thereon upward into the slot of the presser, and ascends with the return of the needle-arm. In the meantime the cloth is fed forward to receive the next impression made by the presser, and in this manner a continuous crease is formed in the cloth.

I am aware that a patent has been granted for improved mechanism for marking cloth which bears no relation to my invention, inasmuch as in the said device the marker is carried by and at the end of the needle-lever, tending thereby to impede the rapid movements of the needle by dragging the marker with it in its ascent and descent.

My presser is carried by the rocker-shaft, is in two separate adjustable and distinct parts, and does not project beyond the table, (said table being represented by the red line o,) nor otherwise interfere with the operator.

I am also aware that a patent has been granted March 21, 1865, for improved tuck marker and creaser, which is different in principle and mode of operation from my invention, for the said device has not within itself the property of rebounding from the cloth after each blow of the creaser. It being composed of a deep bar placed edgewise to the cloth and actuated by the feed-presser of the machine, will firmly remain on the cloth after each blow until the upward motion of the presser, much to the detriment of the cloth and injury to the machine whose feed-presser has to drag the said device with it in its upward and downward movements. Besides this, the presser being the point from which impetus is given to the creaser, the blows of the creaser will be lighter and heavier as the creaser approaches or recedes from the presser, while my improved appendage to the sewing-machine, from the length and elasticity of its creasing presser-

arm, will not only make even strokes, but rebound after each stroke, and is not carried by the cloth-presser nor by the needle-arm of the sewing-machine, but by the rocker-shaft.

What I claim, and desire to secure by Letters Patent, is—

The above-described appendage to the sewing-machine, having the parts arranged and

constructed, and the marking-presser actuated directly from the rocker-shaft, substantially as set forth.

STEPHEN PERRETT.

Witnesses:

DANIEL SHEA,

CHARLES HUMPHRIES.