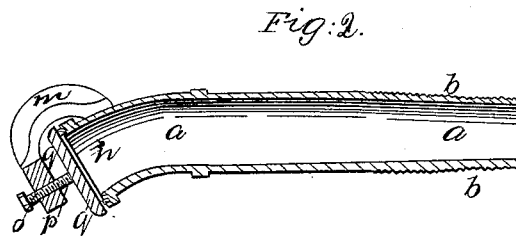
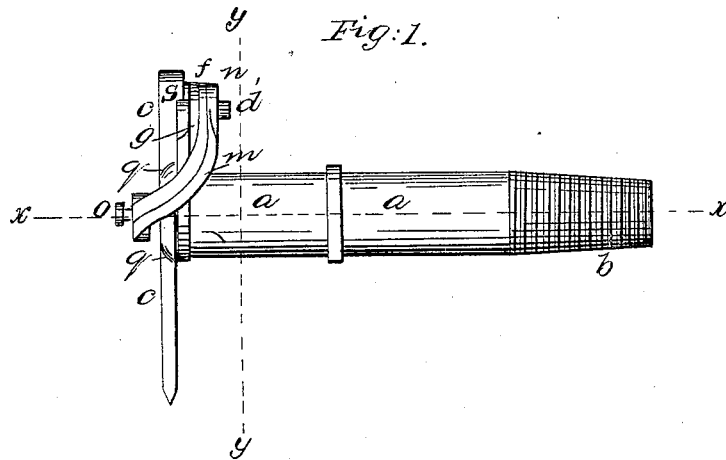
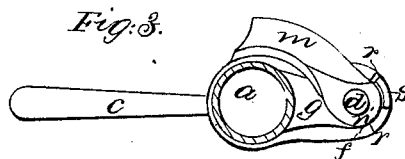


H. D. Blake,
Molasses Gate.
No. 52,241. Patented Jan. 23, 1866.



Witnesses:
Wm. Brewster.
Geo. Tinsley



Inventor
Henry Blake.
per Munn & Co.
Attorneys.

UNITED STATES PATENT OFFICE.

HENRY D. BLAKE, OF NEW BRITAIN, CONNECTICUT, ASSIGNOR TO P. & F. CORBIN, OF SAME PLACE.

IMPROVEMENT IN MOLASSES-FAUCETS.

Specification forming part of Letters Patent No. 52,241, dated January 23, 1866.

To all whom it may concern:

Be it known that I, HENRY D. BLAKE, of New Britain, in the county of Hartford and State of Connecticut, have invented a new and useful Improvement in Faucets; and I do hereby declare that the following is a full, clear, and exact description thereof, which will enable others skilled in the art to make and use the same, reference being had to the accompanying drawings, forming part of this specification.

The present invention consists in the combination, with a faucet having its orifice opened and closed by means of a swinging lever, of a bent arm attached to and moving in conjunction with the swinging lever, and so arranged in connection therewith as to enable its joint with the orifice of the faucet to be tightened at pleasure as it becomes worn and loose from use, thereby preventing any leakage of the same, the advantages of which are evident.

In the accompanying plate of drawings my improved faucet is illustrated, Figure 1 being a side view of the same with its connecting-pipe; Fig. 2, a sectional view thereof, taken in the plane of the line *x x*, Fig. 1, and Fig. 3 a cross-section taken in the plane of the line *y y*, Fig. 1.

Similar letters of reference indicate like parts.

a a in the drawings represent a short connecting-pipe or tube, made of iron or any other suitable material, and which is to be secured by its tapering end *b* to the main supply-pipe, or to any receptacle or vessel, according as may be desired.

c is a lever-arm hung and turning by a pivot, *d*, either attached to or forming a part of it, within the outer end, *f*, of the projecting piece *g* at the delivery end of the pipe *a*, which lever extends over and is made of the proper shape to entirely cover and close the orifice *h* of the faucet when swung across the same, a washer, *l*, being used upon the pipe, so that the lever can come to a close bearing therewith.

m is a bent or curved arm placed upon and over the projecting or rear end, *n*, of the pivot *d*, and extending therefrom to and over the front face or surface of the lever-arm *c*, and a short distance therefrom, having a set-screw, *o*, in its outer end, bearing, by its inner end, *p*, against the center of the enlarged portion *q* of the lever, by the turning of which set-screw to the right or left the joint of the lever, with the orifice or nozzle of the faucet, can be tightened or loosened at pleasure, thus enabling the faucet to be sufficiently tightened as it becomes loose from wear or friction, whereby any leakage of the same is entirely prevented.

By bringing the set-screw to bear against the lever for opening and closing the faucet, as described, the bent arm is firmly held upon the same, and to remove the parts for repairs, or for any other purpose, it is only necessary to unscrew the set-screw sufficiently to enable the bent arm to be detached from the pivot of the lever-handle, when it can then be freely removed, as is evident without further description.

From the above description it is apparent that by the manner in which the curved arm is hung to the swinging lever of the faucet the two will move in conjunction with each other, and, furthermore, that the distance through which the lever-handle is to swing for opening and closing the faucet is regulated by the shoulders *r r* of the projection *g* of the tube, between which the projecting rim *s* of the lever *c* moves and comes to a bearing, as in ordinary faucets employing a similar hung lever-handle *c*.

I claim as new and desire to secure by Letters Patent—

The combination, in a faucet, of the bent or curved arm *m* with the lever-handle *c*, arranged together and operating in the manner described, and for the purpose specified.

H. D. BLAKE.

Witnesses:

CHARLES PECK,
R. S. PORTER.