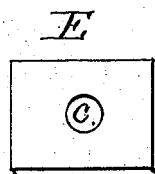
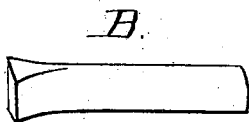
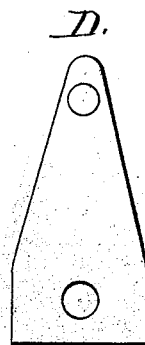

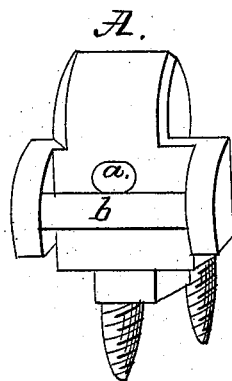



J. L. SUESSEROTT.

Thill-Coupling.

No. 52,619.

Patented Feb. 13, 1866.



Geo. F. Platto
H. Ehr

Witnesses:

Inventor:
J. L. Suesserott

UNITED STATES PATENT OFFICE.

J. L. SUESSEROTT, OF CHAMBERSBURG, PENNSYLVANIA.

IMPROVEMENT IN ATTACHING SHAFTS TO VEHICLES.

Specification forming part of Letters Patent No. 52,619, dated February 13, 1866.

To all whom it may concern:

Be it known that I, J. L. SUESSEROTT, of Chambersburg, in the county of Franklin and State of Pennsylvania, have invented a new and Improved Mode of Attaching Shafts to Vehicles; and I do hereby declare that the following is a full, clear, and exact description of the same, reference being had to the annexed drawings, made part of this specification.

The object of my invention is to secure the shafts in such manner that, while readily attached and detached, there shall be no danger of accidental displacement.

C represents a claw attached to the shafts, by which they are hooked on to the fore axle by means of the part A, instead of the ordinary arrangement, by an eye on the end of the shafts fastened by a bolt to the axle, as generally employed.

The shaft-box A is secured to the axle in the ordinary manner. To projecting lugs upon the front of the box is firmly riveted the bar B, so that it cannot be displaced, constituting a part of the box itself, and not detachable. Behind this bar B, in the face of the box, is a recess, *a*, to receive a corresponding projection, *c*, upon the india-rubber block E. Across the box at the bottom extends the bar D, through which pass the bolts by which the box is secured. The end of this bar projects in front of the box, and is turned up at the end, so as to form a bearing upon which the india-rubber block rests.

Such a curve is given to the hooks C that they can only be inserted between B and the block of india-rubber when the front end of the shafts is depressed to the ground, or even when, in addition, the front of the vehicle is raised, as shown in Fig. 1. The hooks being thus inserted, it is apparent that they cannot possibly be detached when the shafts are horizontal, or nearly so, as will be always the case when the horse is attached, the back of the hook then pressing against the spring *c*, or the box A if no spring is used.

Having fully explained the mode of constructing and applying my improvements, what I claim as my invention, and seek to secure by Letters Patent, is—

1. Constructing the shaft-box A with a step, D, for supporting an india-rubber block, E, and the recess *a*, for holding it in place, when used in combination with a block, E, constructed substantially as and for the purpose set forth.

2. The box A, having a bar, *l*, a step, D, and india-rubber block E, arranged as set forth, when used in combination with the hooked termination of the shafts C, substantially as and for the purpose set forth.

J. L. SUESSEROTT.

Witnesses:

W. S. DAVISON,
H. B. DAVISON.