

W. H. Carter,

Bedstead Fastener.

No. 106,997.

Patented Sept. 6. 1870.

fig. 1.

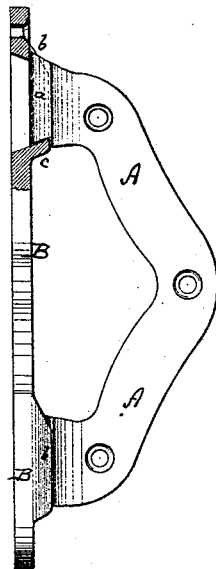


fig. 2.

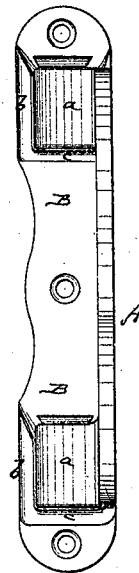
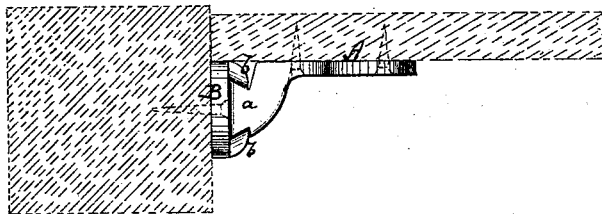


fig. 3.



Witnesses:

A. Remmendorf.
L. J. Mabee

Inventor.

W. H. Carter
per *Munn & Co.*
Attorneys.

United States Patent Office.

WILLIAM H. CARTER, OF CANDOR, NEW YORK.

Letters Patent No. 106,997, dated September 6, 1870.

IMPROVED BEDSTEAD-FASTENING.

The Schedule referred to in these Letters Patent and making part of the same.

To all whom it may concern :

Be it known that I, WILLIAM H. CARTER, of Candor, in the county of Tioga and State of New York, have invented a new and improved Bedstead-Fastening; and I do hereby declare that the following is a full, clear, and exact description thereof, which will enable others skilled in the art to make and use the same, reference being had to the accompanying drawing forming part of this specification, in which—

Figure 1 represents a side view, partly in section, of my improved bedstead-fastening.

Figure 2 is an end view of the same.

Figure 3 is a top view of the same.

Similar letters of reference indicate corresponding parts.

My invention relates to bedstead-fastenings, and consists in constructing the cleat with dovetailed guiding-ribs at the sides combined with a supporting-rib to take the strain.

A in the drawing represents a bow-shaped plate, made of cast-iron or other suitable material, and provided with dovetails, *a a*, at its ends. It is secured to the side of a bedstead-rail by means of screws or other suitable fastening.

B is a straight plate secured to the inner side of the bed-post, and provided with projecting ribs *b b*,

which constitute dovetail recesses for the reception of the dovetails *a*.

A transverse rib, *c*, projects from the plate B, under each pair of ribs *b*, for the support of the dovetail. The dovetail ribs *b* serve merely for holding the rails laterally, preventing them from working loose. The actual support of the rail is formed by the rib *c*. If the dovetail should, by wear, gradually work loose, its lower narrow part may be slightly filed to make it come further down upon the rib *c*.

This construction of parts, especially that of the plate B, makes the casting of the parts more practicable than the former construction, which usually consisted of dovetail projections on the plate B and corresponding recesses on the ends of A.

Having thus described my invention,

I claim as new and desire to secure by Letters Patent—

The plate A, shaped as described, and fastened to the inner side of the rail, combined with a straight plate, B, having vertical ribs *b b* and transverse ribs *c c*, and fastened to the inner side of the bed-post, as and for the purpose described.

Witnesses: WILLIAM H. CARTER.

SHEDRACK HORTON,
ANDREW H. TUCKER.