

F. M. Wildman.

Printers' Galley.

N^o 107,144. Patented Sept 6, 1870.

Fig. 1.

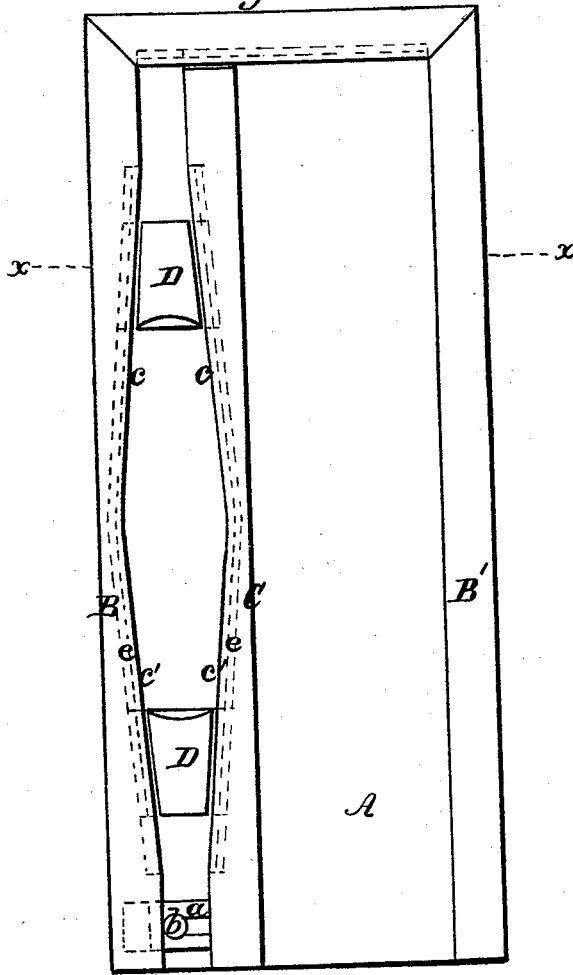


Fig. 2.

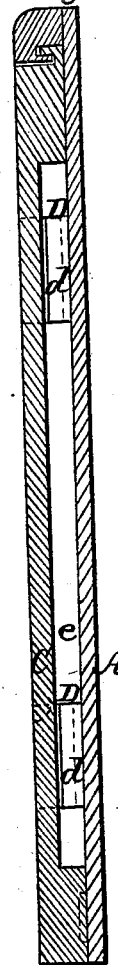



Fig. 3.



Inventor;

Frederick M. Wildman
per Brown & Lombard
Attorneys

Witnesses

Fred. Haynes
R. H. Hadden

United States Patent Office.

FREDERICK M. WILDMAN, OF BETHEL, ASSIGNOR TO HIMSELF AND JOHN S. FAYERWEATHER, OF RIDGEFIELD STATION, CONNECTICUT.

Letters Patent No. 107,144, dated September 6, 1870.

IMPROVEMENT IN GALLEYS.

The Schedule referred to in these Letters Patent and making part of the same

To all whom it may concern:

Be it known that I, FREDERICK M. WILDMAN, of Bethel, in the county of Fairfield and State of Connecticut, have invented a new and useful Improvement in Printers' Gallies, of which the following is a full, clear, and exact description, reference being had to the accompanying drawing forming part of this specification, and in which—

Figure 1 represents a plan of a printer's galley constructed in accordance with my improvement;

Figure 2, a vertical longitudinal section of the same through a furniture strip used therein; and

Figure 3, a transverse section thereof through the line *x x* in fig. 1.

Similar letters of reference indicate corresponding parts.

My invention consists in a combination of a reversely-constructed furniture-strip, a reversely-constructed galley side, and connected quoins, whereby increased facility is afforded for securing the type in the galley, or for altering or removing it, and greater protection secured against loss or misplacement of the furniture.

Referring to the accompanying drawing—

A represents the base of the galley, and

B B', its side ledges.

C is a longitudinally arranged furniture strip, disposed to lie in proximity to the ledge B of the galley, to the base A of which it may be attached to a slotted plate, *a*, and screw *b*, in such manner as to admit of its being slid or adjusted across the base, and whereby it is prevented from becoming detached or lost.

The inner side of the ledge B and side of the strip C next to said ledge, are of a reverse construction, being made up of reversely-disposed inclines *c c'*, so that, on oppositely-tapering or arranged quoins D D being introduced between said ledge and strip, they serve, on being forced outward from each other, in direction of the length of the galley, to wedge up the furniture strip C against the type with a counteracting pressure, as regards any shifting action on the strip longitudinally, and, on said quoins being forced inward, or toward each other, they provide for the loosening of the strip; also, draw the slip away from the type by connecting the quoins with the ledge B and strip C, as through lip-shaped projections *d d*, arranged on the bottoms of said quoins, and made to fit and travel within longitudinally-arranged grooves *e e* in the bottoms of the ledge B and strip C, and of a reverse construction corresponding to the reversely-constructed sides of said ledge and strip.

What is here claimed, and desired to be secured by Letters Patent, is—

The quoins D, constructed with lip-shaped projections *d d*, to travel within grooves *e e* in the under side of the chase B and strip C, so as to expand or contract the galley, as specified.

FREDERICK M. WILDMAN.

Witnesses:

FRED. HAYNES,

ARTHUR KINNIER.