

W. N. WHITE.

Lamp Stove.

No. 108,863.

Patented Nov. 1, 1870

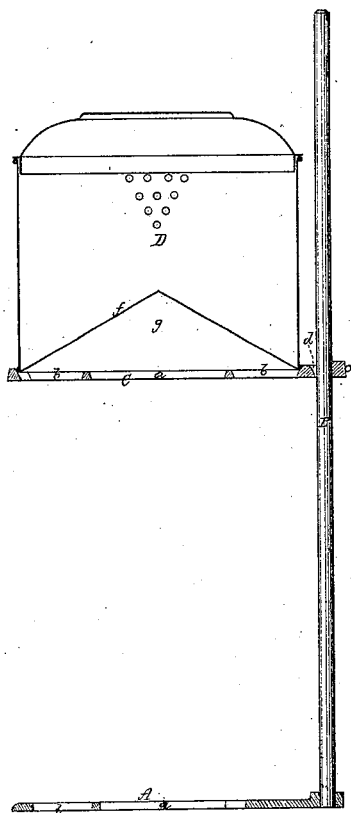


Fig. 3.

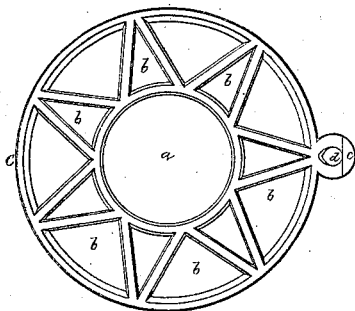



Fig. 4.



Witnesses.

S. N. Piper.

J. H. Snow

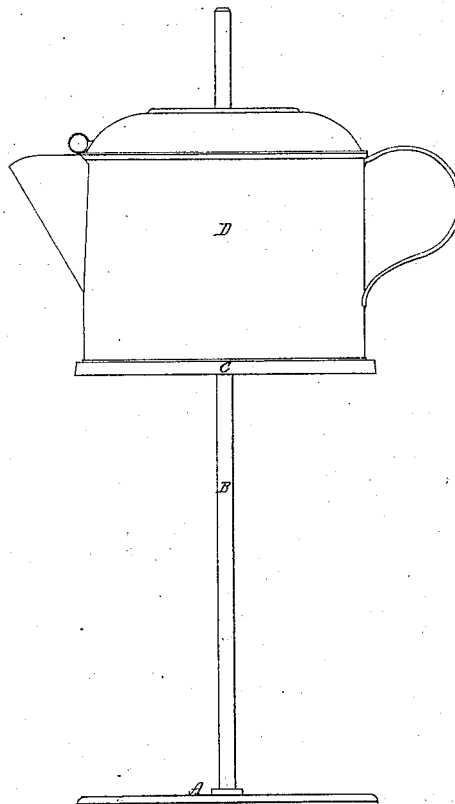


Fig. 5.



Fig. 6.



Fig. 7.



Windsor N. White

by his attorney.

R. H. Day

UNITED STATES PATENT OFFICE.

WINDSOR N. WHITE, OF WINCHENDON, MASSACHUSETTS.

IMPROVEMENT IN HEATING APPARATUS FOR LAMPS.

Specification forming part of Letters Patent No. **108,863**, dated November 1, 1870.

To all whom it may concern:

Be it known that I, WINDSOR NEWTON WHITE, of Winchendon, of the county of Worcester and State of Massachusetts, have invented a new and useful or Improved Heating Apparatus for Lamps provided with Chimneys; and I do hereby declare the same to be fully described in the following specification and represented in the accompanying drawings, in which—

Figure 1 is a vertical section, and Fig. 2 an elevation, of it. Fig. 3 is a top view, and Fig. 4 a vertical section, of the supporter of the vessel to be heated.

The purpose of the invention is to heat or boil water or other liquid by means of a lamp having a glass chimney, and particularly lamps for burning kerosene, whether such have flat or tubular wicks.

In the drawings, A denotes a base platform or disk, provided with a cylindrical column, rod, or standard, B, erected on such base near its periphery. On the said column or rod the supporter C slides, it consisting of a disk or platform provided with a hole, *a*, through its center, and sundry holes or passages *b* extending around the hole *a*, in manner as represented.

From the periphery of the supporter C an ear, *c*, is extended. This ear has a passage, *d*, made through it to receive the rod, and this passage has a peculiar form, such as enables me to entirely dispense with a clamp-screw for retaining the supporter C at any desirable altitude on the rod. The rear half of the hole or passage is semicylindrical, or thereabout, the front half being an angular notch with its sides inclined to the base of the hole, the sides of the rear half of the passage being at right angles with, or about so, to the base. The form

of this hole or passage is represented more particularly in Figs. 5, 6, and 7, the first of such figures being a top view, the second a bottom, and the third a vertical section, of the ear on an enlarged scale, it being oval in shape lengthwise. On the supporter the boiler or vessel D, for holding the liquid to be heated or boiled, is placed, such vessel having a conical bottom, *f*, or its bottom, formed with a conical recess or concavity, *g*, as represented.

The central hole, *a*, of the supporter is to receive the upper end of the glass chimney of a lamp when the latter is resting on the base of the stand. The heat from the flame, in escaping from the top of the chimney, will pass into the recess of the bottom of the vessel D, and diverge and act on such bottom, and finally escape through the series of openings *b*, the construction of the supporter and the bottom of the boiler being very favorable for securing distribution of the heat and its absorption by the liquid contents of the vessel.

I claim—

1. In the apparatus as described, consisting of the vessel D, as made with the recessed bottom, and the supporter C, as constructed with the central and surrounding openings or passages, *a b*, as set forth, such being to operate with a lamp-chimney in manner as described.

2. The supporter as made with its rod-receiving passage *d*, constructed in manner and to operate with the rod substantially as described, whereby a set-screw is rendered unnecessary for retaining the supporter at any altitude on the rod.

WINDSOR NEWTON WHITE.

Witnesses:

R. H. EDDY,
J. R. SNOW.