

J. S. Bartlett,

Head Rest.

No. 108,956.

Patented Nov. 8. 1870.

Fig. 1.

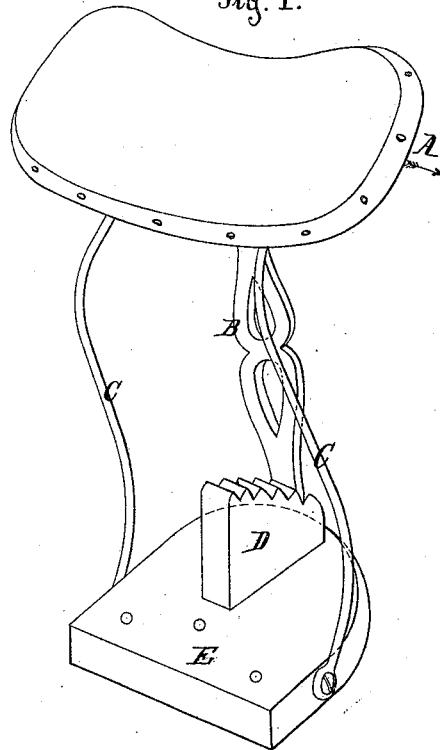


Fig. 2.

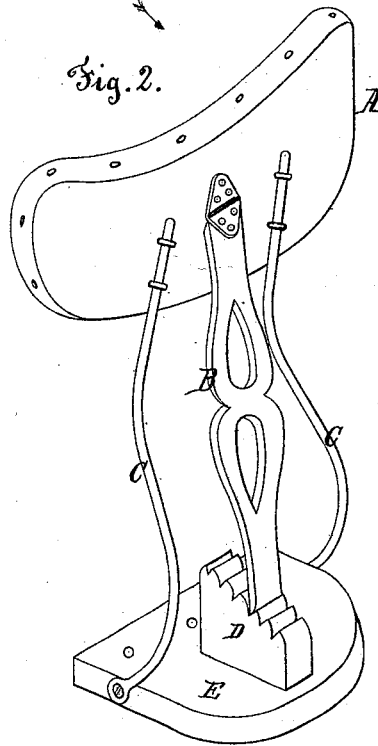
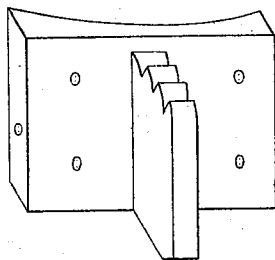


Fig. 3.



Witnesses.
S. M. Pool
H. H. Burton

Inventor.
J. S. Bartlett

UNITED STATES PATENT OFFICE.

JAMES S. BARTLETT, OF WARSAW, NEW YORK.

IMPROVEMENT IN HEAD-RESTS.

Specification forming part of Letters Patent No. **108,956**, dated November 8, 1870.

To all whom it may concern:

Be it known that I, JAMES S. BARTLETT, of Warsaw, in the county of Wyoming and State of New York, have invented a new and Improved Adjustable Head-Rest for Couches, Sofas, Chairs, &c.; and I do hereby declare that the following is a full, clear, and exact description thereof, reference being had to the accompanying drawing, forming part of this specification.

The purpose of this invention is to provide a comfortable head-rest for couches, sofas, &c., where such an appendage is desired, and its construction is fully set forth in the drawing, of which—

Figure 1 is a front view of the device. Fig. 2 is a rear view. Fig. 3 is a modification of base-piece for attachment to chairs.

Similar letters denote the same parts in all the figures.

In the drawing, A is the head-piece, made of wood or other material, and upholstered or not, as desired. B is the banister or brace to support A in its adjustable position. It is secured to the back of A by a hinge, and its lower end is shaped to fit the notches of ratchet D. C C are metal side rods or braces, fastened to piece A by screws or otherwise, and pivoted to sides of base-block E. D is a ratchet, preferably of wood, shaped in the arc of a circle, and supporting in its notches the brace or banister B. E is the base-block, preferably of wood, which supports the whole device. A modification of this part, to be attached to a chair, is shown in Fig. 3.

The piece E is firmly secured to the under part of the head of a couch or sofa by nails, screws, or otherwise. The rest A can then be adjusted to any desired position by moving the end of banister B into the proper notch in ratchet D. By moving the banister back and freeing it entirely from the ratchet, the piece A will be allowed to swing over in line of arrows, Fig. 1, turning on pivoted side rods, and will drop under the head of couch or sofa out of the way.

By using the modification of base-block shown in Fig. 3, the same head-rest may be attached to almost any style of chair.

A head-rest of this construction is cheap, durable, comfortable, and ornamental, and is a valuable attachment to a couch, sofa, or chair.

I do not claim, broadly, a detachable and adjustable head-rest, independent of its mode of construction. Head-rests have been used on barbers' and dentists' chairs, car-seats, &c.; but

Having thus fully described my invention, what I claim, and desire to secure by Letters Patent, is—

The combination of the head-piece A, the brace B, the rods C C, the ratchet D, and base-block E, constructed as and for the purpose specified.

J. S. BARTLETT.

Witnesses:

W. A. BARTLETT,
S. C. VAN DEVENTER.