

H. A. House,

Garter.

No. 109,736.

Patented Nov. 29, 1870

Fig. 1.

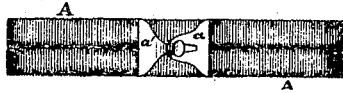


Fig. 2.

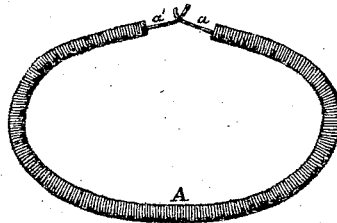
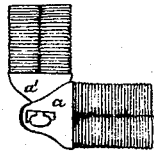


Fig. 3.



Witnesses,

H. A. Daniels
C. M. Young

Henry A. House, Inventor
by C. S. Whitman, Attorney

UNITED STATES PATENT OFFICE.

HENRY A. HOUSE, OF BRIDGEPORT, CONNECTICUT.

IMPROVEMENT IN GARTERS.

Specification forming part of Letters Patent No. **109,736**, dated November 29, 1870.

To all whom it may concern:

Be it known that I, HENRY A. HOUSE, of Bridgeport, in the county of Fairfield, and in the State of Connecticut, have invented an Improvement in Elastic Bands; and do hereby declare that the following description, taken in connection with the accompanying drawing, hereinafter referred to, forms a full and exact specification of the same, wherein I have set forth the nature and principles of my said improvement, by which my invention may be distinguished from others of a similar class, together with such parts as I claim and desire to secure by Letters Patent

My invention relates to elastic garters; and consists in combining two or more elastic springs of spiral wire or other material with suitable fastenings at the extremities where they are joined.

In the drawing referred to, which forms a part of this specification, Figure 1 is a front view of my elastic band with the fastening adjusted. Fig. 2 is a side view of same. Fig. 3 shows the process of fastening.

The spiral wire springs A A are flattened to keep them in position, and are joined at the extremities to the fastening, which is in two parts, *a a'*, each being bent a little outwardly, as shown in Fig. 2. Part *a* has an elongated eye or aperture, with the end toward the other part slightly enlarged; and the part *a'* has a button or flattened knob, which is passed through the eye when the fastening is adjusted. In the process of fastening, the two parts have to be placed at right angles, as shown in Fig. 3, so that they cannot become detached without being placed in the same position again.

The construction of the invention is plainly shown by the drawing.

It will be seen that the two or more coils or elastic portions of the band are free to expand independently of one another, and also free to

separate from one another at points between the inelastic plates or pieces which tie them together; and thus, while the spaces between the wire of the coils will afford ventilation between the garter and the leg of the wearer, there will also be a very perfect ventilation afforded between the adjoining sides of the two or more coils when any strain in an oblique direction comes upon one or the other of the coils.

It will be seen that the plates *a*, which fasten the two or more coils together, may be used for the clasp, and thus a separate clasp device may be dispensed with, if not found desirable and cheap enough to make the same.

I have shown the plates or pieces *a* as serving the twofold office of a lateral tie and a clasp for fastening the band in position upon the leg. The leading idea of my invention, however, is two or more uncovered or ventilating wire coils tied together at their ends by plates or pieces *a*, whether the plates be used themselves as the clasp or have a separate clasp attached to them.

I am aware that wire coils have been placed side by side, and covered by a non-ventilating substance, and therefore I make no claim to the same; but

What I do claim as my invention, and desire to secure by Letters Patent, is—

A garter or band composed of two or more wire coils, which are uncovered, so as to afford ventilation, and which are tied together laterally at their ends by plates or pieces *a*, substantially as and for the purpose described.

In testimony that I claim the foregoing I have hereunto set my hand this 10th day of October, 1870.

HENRY A. HOUSE.

Witnesses:

GEORGE C. BISHOP,
JOHN H. VINTON.