

J. VAN ANTWERP.

Sled Clevis.

No. 109 973.

Patented Dec. 6, 1870.

FIG. 1

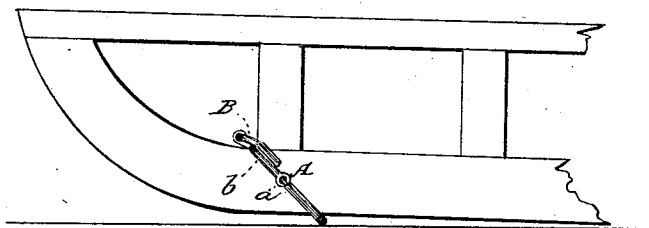


FIG. 2

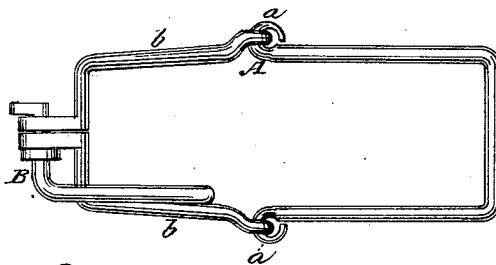
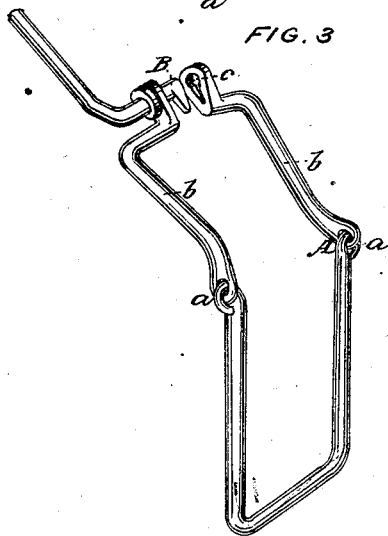


FIG. 3



WITNESSES:

Fred. Hayes
J. M. Coombs.

INVENTOR:

John Van Antwerp
per *John Coombs*
Attorney

United States Patent Office.

JOHN VAN ANTWERP, OF CLEVELAND, MINNESOTA.

Letters Patent No. 109,973, dated December 6, 1870

IMPROVEMENT IN CLEVISES FOR SLEDS.

The Schedule referred to in these Letters Patent and making part of the same.

To all whom it may concern:

Be it known that I, JOHN VAN ANTWERP, of Cleveland, in the county of Le Seur, and State of Minnesota, have invented a new and improved Clevis for Sleds, of which the following is a full, clear, and exact description, reference being had to the accompanying drawing forming part of this specification, and in which—

Figure 1 represents a side view of a sled with my improved clevis applied thereto;

Figure 2 is a plan view, on a larger scale, of the clevis as detached from the sled, showing the same in its locked condition; and

Figure 3, a view in perspective of said clevis after it has been unlocked and thrown open.

Similar letters of reference indicate corresponding parts.

The clevis heretofore used for what is termed "rough locking" a sled when going down hill is extremely inconvenient to put on and off, and to obviate this inconvenience, by providing for the ready attachment and detachment of the clevis from the runner of the sled, is the object of my invention, which consists in a jointed construction of the clevis, whereby it can be opened and closed at pleasure, to admit of its being slipped on or off the runner, and the opening and closing portions of it are locked and unlocked by means of a key, which remains as an attachment to the clevis.

Referring to the accompanying drawing—

A represents the clevis jointed as *a a*, in order that

arms or portions *b b* of it may be opened and closed, as required, to slip the clevis on and off the runner of the sled.

B is the key that is used to lock and unlock the opening and closing portions *b b* of the clevis. This key is fitted in a permanent but loose manner through the head or opening end of one of the arms or portions *b*, and made capable of entering through a key-hole *c* in the head or opening end of the other arm or portion *b*, so that, on turning the key after its projection through the key-hole, out of line with the latter, as represented in figs. 1 and 2, the clevis is locked in its closed position on the runner, and there is no tendency of the key slipping, or of the clevis being accidentally opened; but, on turning the key so as to bring it in line with the key-hole, as represented in fig. 3, then the clevis may be opened by passing the key out of the hole. This constitutes a very simple, expeditious, and efficient means of attaching and detaching the clevis to and from the runner of the sled.

What is here claimed, and desired to be secured by Letters Patent, is—

The clevis A, jointed as at *a a*, in combination with a key, B, fitted to lock and unlock its opening and closing arms or portions *b b*, substantially as specified.

JOHN VAN ANTWERP.

Witnesses:

B. F. JOHNSON,

W. T. APPLGATE.