

*D. L. Corbin,*

*Cushion for Horse Shoes.*

*No. 110,828.*

*Patented Jan. 10. 1871.*

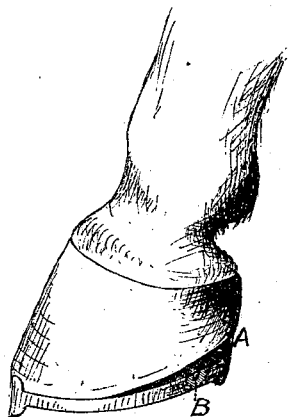
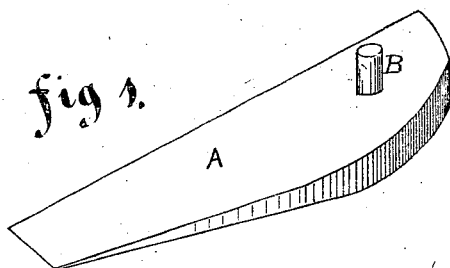
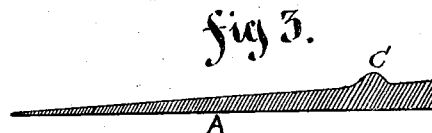


fig 2.



Witnesses:

*August Baster*  
*Nathan S. Henshaw*

Inventor:

*D. L. Corbin*  
*By Farnell, Deane & Co*  
*Attorneys.*

# UNITED STATES PATENT OFFICE.

DANIEL L. CORBIN, OF FRIENDSHIP, NEW YORK.

## IMPROVEMENT IN RUBBER PADS FOR HORSESHOES.

Specification forming part of Letters Patent No. **110,828**, dated January 10, 1871.

### *To all whom it may concern:*

Be it known that I, DANIEL L. CORBIN, of Friendship, in the county of Allegany and State of New York, have made certain new and useful Improvements in Cushions and Pads for the Feet of Horses; and I do hereby declare the following to be a full, clear, and exact description of the same, reference being had to the accompanying drawings, forming part of this specification, in which—

Figure 1 is a perspective view of my improved cushion. Fig. 2 is a similar view, showing it applied to the foot of a horse; and Fig. 3 is a vertical longitudinal section of the cushion, showing a modification in the means for attaching it to the foot.

Similar letters of reference in the drawings indicate corresponding parts.

My invention has for its object to improve the construction of elastic pads or cushions which are interposed between the shoe and the foot of a horse, at the heel, to protect the foot from the violent concussion of the blows incident to traveling; and to this end my invention consists in the provision of means for securing the cushions in place at the heel.

In the accompanying drawings, A is the cushion, composed of india-rubber or other elastic substance, made wedge-shaped, and slightly rounded at its widest end to conform to the shape of a horseshoe at the heel. This cushion is interposed between the shoe and foot, at the heel of the latter, in the position shown in Fig. 2.

In order to hold the rear end of the cushion in place against lateral displacement, it is provided upon its under side with a short pin, B, adapted to enter a recess or hole formed in the upper surface of the shoe, as shown. This pin may be either applied to the cushion after the latter is formed, or it may be inserted in a mold and the rubber formed around the head. This latter method of attachment is preferable, as the head is then embedded in the rubber and cannot come in contact with the foot to injure it.

Instead of providing the cushion with a metallic pin, it may be molded with a central projection, C, of rubber at its rear end to enter a slot or recess formed in the shoe to receive it.

I am aware that wedge-shaped cushions of india-rubber have heretofore been used; but they were formed with rubber projections or lips upon diagonally-opposite edges, one coming in contact with the hoof upon the outer edge and the other with the shoe upon the inner edge. While, however, this form of pad prevents the lateral displacement at the heel, the pressure of the foot has a tendency to spread the lips apart to such an extent as to split the pad longitudinally. This result has been demonstrated by practical tests, and constitutes a great objection to the pad, inasmuch as the frequent necessity for supplying a new pad renders their use exceedingly expensive. They are, moreover, liable to split under such circumstances as to render their replacement impossible. By my invention this difficulty is overcome, as the foot bears upon the pad equally at all points of the heel and compresses it uniformly throughout. It need not therefore be removed until worn down too thin to be of service.

By the employment of a rubber cushion the foot of a horse bears upon a yielding surface, instead of a hard, rigid support, the advantages of which are apparent to those accustomed to the use of horses.

Having thus described my invention, what I claim as new therein, and desire to secure by Letters Patent, is—

An india-rubber pad or cushion adapted for attachment to the feet of horses by means of the metal pin B, or rubber projection C, let into a recess in the shoe, substantially as described, for the purpose specified.

DANIEL L. CORBIN.

Witnesses:

NATHAN K. ELLSWORTH,  
E. A. ELLSWORTH.