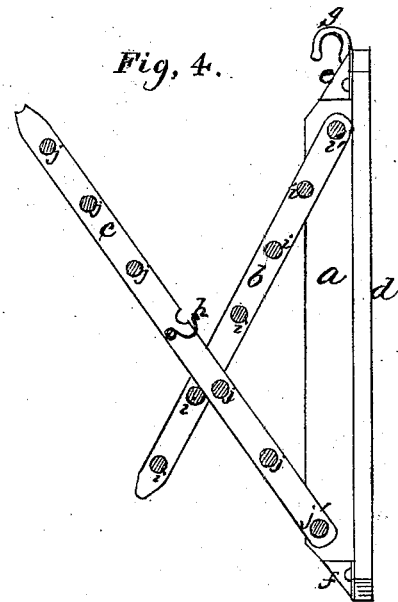
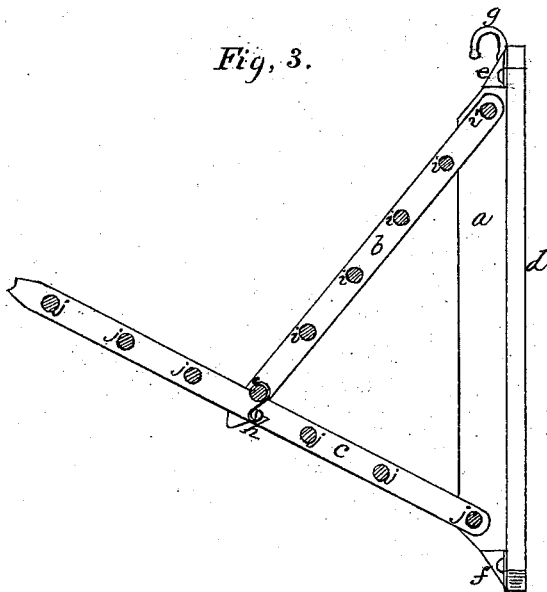
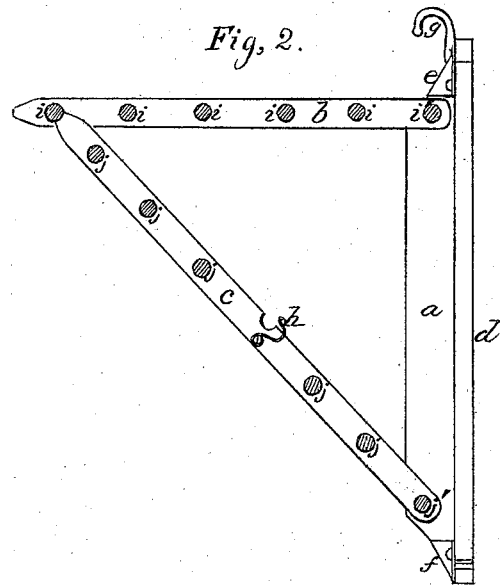
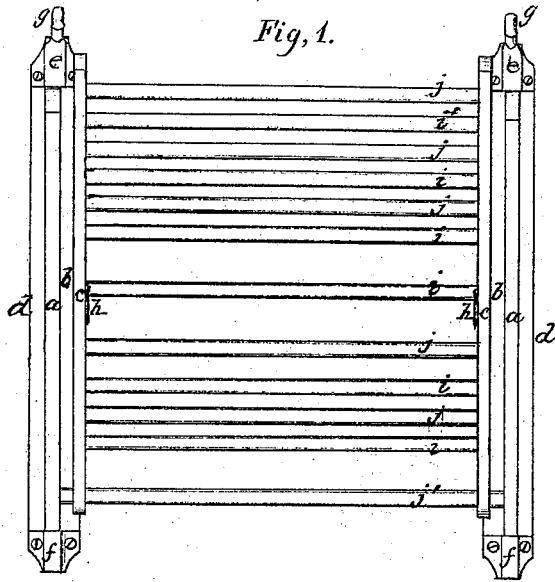


H. Swan,
Clothes Frame.

No. 111,011.

Patented Jan. 17. 1871.



Witnesses,

H. A. Daniels
James K. Dryer

Inventor,

Horace Swan

By his Attorney
J. C. Robbins

United States Patent Office.

HORACE SWAN, OF WOODSTOCK, VERMONT.

Letters Patent No. 111,011, dated January 17, 1871.

IMPROVEMENT IN CLOTHES-DRIERS.

The Schedule referred to in these Letters Patent and making part of the same.

To all whom it may concern :

Be it known that I, HORACE SWAN, of Woodstock, in the county of Windsor and State of Vermont, have invented a new and improved Portable Clothes-Drier; and I do hereby declare that the following is a full and exact description thereof, reference being had to the accompanying drawing which forms a portion of this specification—

Figure 1 being a front view of said invention when in a compactly-folded position; and .

Figures 2, 3, and 4 are side views of the same, showing the different positions the respective portions of said clothes-drier can be readily thrown into to adapt the same to the various articles of clothing that are to be dried thereupon.

The thin uprights *a a* are secured to the thin uprights *d d* by means of the upper hook-sockets *g e g e*, and the lower sockets *f f*, which sockets are held in their respective places by means of suitable wood-screws.

A light frame, composed of the pair of side slats *b b* and the series of connecting-rods *i i i i*, is hinged to the upper portion of the uprights *a a* by means of the extension of the ends of its frame-rod *i* into apertures in the said uprights; and a similar frame, composed of the side slats *c c* and the series of connecting-rods *j j j j*, is hinged to the lower portions of the uprights *a a* by means of the extension of the ends of its frame-rod *j* into apertures in the said uprights, all as represented in the accompanying drawing.

It will, therefore, be perceived that the aforesaid frames, *b b i i i i* and *c c j j j j*, can be readily thrown into the positions represented in figs. 2, 3, and 4 of the accompanying drawing.

When placed in the positions shown by figs. 2 and 4 the said frames will be self-supporting, and when placed in the position shown by fig. 3 they will be held in said position by the hooks *h h*, as represented in said drawing.

When sheets, or other articles of bed-covering, are to be dried upon my said improved clothes-drier, the

respective drying-frames *b b i i i i* and *c c j j j j* should be arranged in the position shown by fig. 2; and when a large number of ordinary-sized clothing are to be dried upon said drier, the respective adjustable drying-frames thereof should be put into the positions represented by figs. 3 and 4.

The apertures in the uprights *a a*, which receive the extended ends of the joint-rods *i* of the frame *b b i i i i*, are so located that, when the said frame is folded inward, it fits closely against the outer surface of the uprights *d d*, and the apertures in the uprights *a a*, which receive the extended ends of the joint-rod *j*, of the drying-frame *c c j j j j*, are so located as to enable said frame to be folded inward compactly over and upon the drying-frame *b b i i i i*, all as represented in fig. 1 of the drawing.

The hooks *h h* may be so shaped and located that they will serve the purpose of holding the respective drying-frames in the position shown in fig. 3, and also of holding said frames in the compactly-folded position shown by fig. 1.

My improved portable clothes-drier may be hung upon suitable supports to one of the walls of a kitchen, or may be suspended to hooks descending from the ceiling, as may best suit the views or the convenience of the user.

Having thus fully described my improved clothes-drier and the various methods of using the same,

What I claim therein as new, and desire to secure by Letters Patent, is—

The combination of the two light adjustable frames, which are composed of side slats *b b* and *c c*, and connecting-rods *i i i i* and *j j j j*, substantially as described, with each other and with the uprights *a a*, substantially as and for the purposes herein set forth.

In testimony that the foregoing is a full and clear specification of my improved clothes-drier I hereunto subscribe my name this 12th day of December, 1870.

HORACE SWAN.

Witnesses:

NATHAN T. CHURCHILL,
E. I. ABBOTT.