

J. C. Warner,

Nutmeg Grater.

No. 111,284.

Patented Jan. 24, 1871.

Fig. 1.

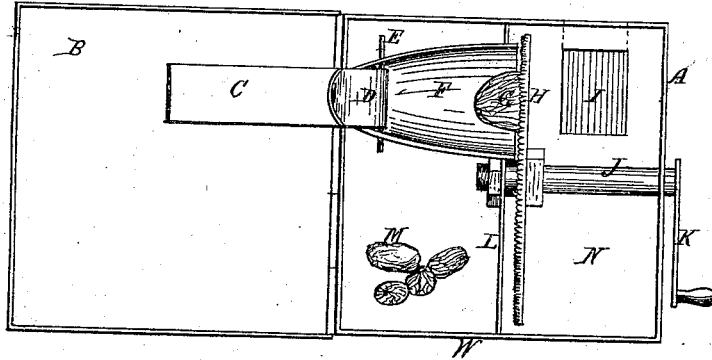


Fig. 3.

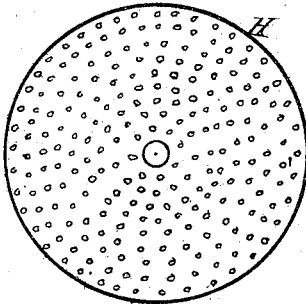
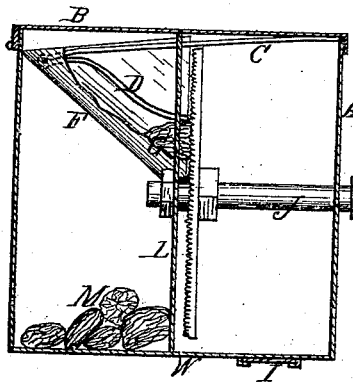


Fig. 2.



Witnesses.

G. S. Chapin
E. J. Warner

Inventor.

J. C. Warner

United States Patent Office.

DEWITT C. WARNER, OF CHICAGO, ILLINOIS.

Letters Patent No. 111,284, dated January 24, 1871.

IMPROVEMENT IN NUTMEG-GRATERS.

The Schedule referred to in these Letters Patent and making part of the same.

To all whom it may concern:

Be it known that I, DEWITT C. WARNER, of Chicago, in the county of Cook and State of Illinois, have invented a Nutmeg-Mill and Box; and I do declare that the following is a full and exact description thereof, which will enable those skilled in the art to make and use the same, reference being had to the accompanying drawing and letters marked thereon, making a part of this specification, in which—

Figure 1 is a plan or top view of my nutmeg-mill and box, with the lid open to show the inside construction.

Figure 2, a sectional elevation of the mill and box.

Figure 3, a face view of the grinding-plate, detached from the other parts.

The object of the present invention is to provide a convenient mill for grinding nutmegs, so arranged as to hold both the ground and unground article; and

Its nature consists, for grinding, of an inclined hopper, a grinding-plate, and a spring for holding the nutmeg in place, so arranged that the pressure of the lid of the box will hold the spring down with proper force on the nutmeg to keep it in place; and

The means for holding the nutmeg consist of two apartments in the box formed by a partition, one apartment being used to hold the ground article, which can be removed by means of a sliding door, as the whole is hereinafter fully described.

W represents a box, which is made of metal or other suitable material, and which is provided with a lid, B, hinged to the box in the usual manner, and with a partition, L, for separating the ground from the unground nutmeg.

An inclined hopper, F, is placed over the nutmeg department M, and it is so arranged, with reference

to the partition L, as to open into the apartment N, where the ground nutmeg is deposited.

To the upper part of the hopper F is hinged a compound spring, D C, for holding a nutmeg in said hopper when being ground.

When a nutmeg is to be placed in the hopper the spring is turned over back, as shown in fig. 1, but during the grinding process the spring occupies a position as shown at fig. 2.

The cover B of the box bearing upon the long prong of the spring forces the short prong down upon the nutmeg, shown at G.

A metal grinding-plate, H, is fixed to a shaft, J, and one of its faces has a grated grinding surface, against which the nutmeg bears.

The operation is very simple, requiring only that the crank be turned to do the grinding, and that the sliding door I be drawn out to remove the ground nutmeg.

Claims.

1. The two-pronged pivoted spring D C, arranged to hold a nutmeg when being ground, and to turn back to allow a nutmeg to be placed in position to be ground, in combination with the hopper F, rotary grinding-plate H, lid B, and apartment N, as set forth.

2. The combination of the apartments N M, grinding-plate H, hopper F, spring D C, cover B, box W, and door I, as and for the purpose set forth.

DEWITT C. WARNER.

Witnesses.

G. L. CHAPIN,
E. J. WARNER.