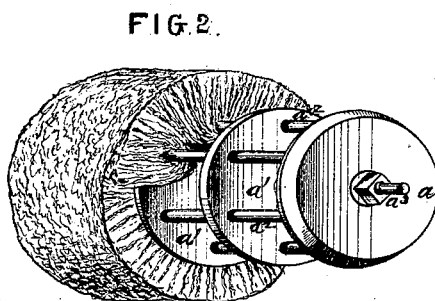
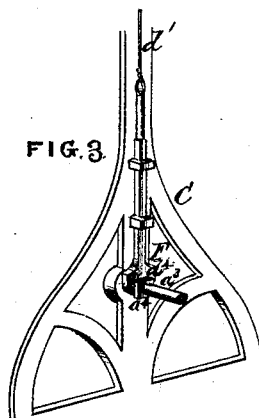
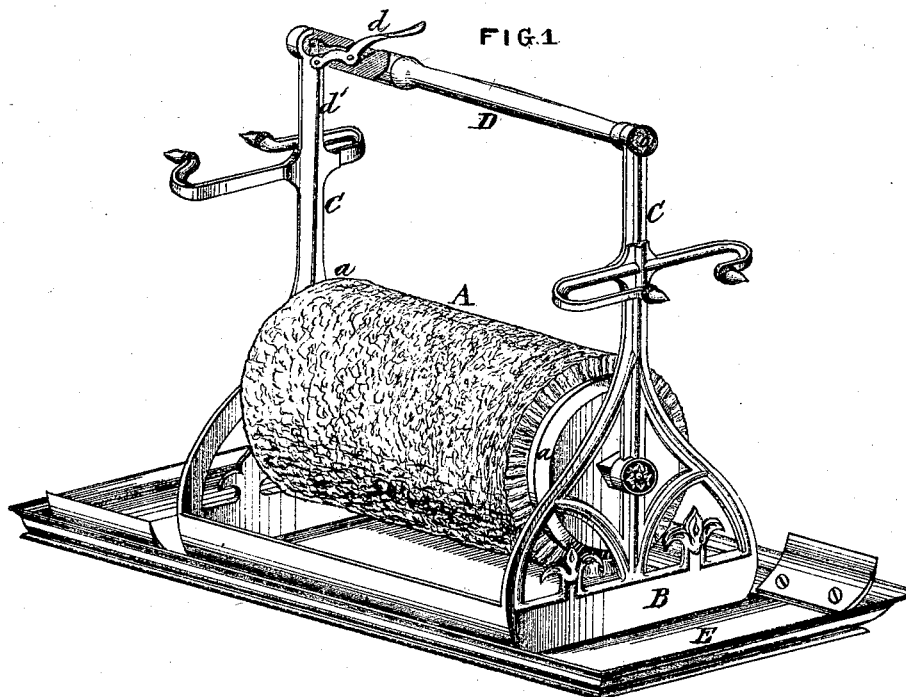


N. Berkeley,

Inventor.

No. 113,389,

Patented Apr. 4, 1877.



WITNESSES.

H. C. Elliott
W. Allen.

INVENTOR.

Norborne Berkeley
By Knight Bros.
Attorneys

United States Patent Office.

NORBORNE BERKELEY, OF ALDIE, VIRGINIA.

Letters Patent No. 113,389, dated April 4, 1871.

IMPROVEMENT IN DOOR-MATS.

The Schedule referred to in these Letters Patent and making part of the same.

I, NORBORNE BERKELEY, of Aldie, in the county of Loudoun and State of Virginia, have invented a new and useful improved Door-Mat, of which the following is a specification.

Nature and Objects of the Invention.

My invention is designed to permit a fresh or comparatively clean portion of the surface of a mat to be used at any time, and also to prevent the dirt therefrom being carried away and tracked about the house by persons passing in.

It is constructed that the matting material may be renewed as often as required, avoiding the expense of purchasing a new mat when the old material is worn out, as the frame, which is very simple in construction, and can be made at a small original cost, will last for years, while any one can apply the corn-shucks or other filling material to the frame, and renew the same whenever it may be necessary or desirable.

The mat is of a cylindrical shape, and is mounted in a stand provided with a locking device, so that it may be allowed to rotate or held still, as desired. The cross-piece from which this is suspended forms a partial support for a person using the mat.

Description of the Accompanying Drawing.

Figure 1 is a perspective view of the mat mounted on its stand, which is shown partly in section;

Figure 2 is a perspective view of the mat-frame, the filling material being removed; and

Figure 3, a view showing the bolt in locking position.

In the drawing like letters indicate corresponding parts.

General Description.

A is the mat, the frame of which is composed of two end-pieces *a*, intermediate pieces *a'* *a'* *a'*, longitudinal rods *a''* *a''*, &c., preferably of metal, for holding the pieces *a'* *a'*, &c., in position, and also assisting to retain the shucks or other filling in place.

a'' is a rod passing through the axis of the frame, and extending beyond the end pieces *a* sufficiently far to serve for journals when the mat is mounted in its frame.

Screw-threads are cut on this rod near one or both ends, which carry a nut or nuts, by means of which the frame is tightened to firmly compress and hold in place the shucks or other filling. By unscrewing the nut the frame may be taken apart when it is desired to renew the filling.

The stand in which the mat is mounted consists of a box or trough, B, two uprights O C, and a cross-piece, D.

An additional box or trough, E, may also be provided for containing the stand.

The uprights or standards O C have bearings or bushings *c c* to receive the cylindrical ends of the rod *a''*, one or both of these bearings being slotted so as to permit the ready removal and insertion of the mat.

Near one end of the cross-piece D a trigger or bent lever, *d*, is pivoted, having an attached wire, *d'*, from which is suspended a bolt, F, forked or slotted at its lower end to fit the square of the nut or lug *a'*, on which it usually rests.

By depressing the short arm of the trigger *d* the longer arm is raised, lifting the bolt F, and allowing the mat to be rotated by the foot when it is desired to use a fresh portion of its surface.

Turning the mat also allows any dirt which had accumulated on top to drop into the trough beneath.

When it is desired to replace the old filling of the mat by new material, it is lifted from its bearings in the frame, one of the nuts unscrewed and removed, one of the ends *a* and the intermediate pieces *a'* *a'*, &c., taken away, and a wisp of shucks, sea-mat, or other appropriate material inserted and bent around one of the rods *a''*, the ends being outwardly; a second wisp is then bent around another rod, and so on until the first tier is completed, when one of the circular pieces *a'* is placed over and slid down on the rods *a''* *a''*, &c.; a second tier of wisps is then inserted in a similar way; and the operation is thus continued until the frame is full, when the end piece is put on and secured by its appropriate nut. The ends of the filling may then be trimmed off if necessary.

The frame may be filled with two or more different materials; for example, one side with corn-shucks and the other with some more soft and pliable substance, as sheepskin, so that the dirt may be partially removed by the coarser material; and, on turning the mat half round, the shoes may be thoroughly cleansed by the softer substance.

It is obvious that the frame and stand may, as well as the mat, be made of various materials, and that the same may be so designed as to render the whole a highly ornamental as well as useful piece of furniture.

Gearing or bands and pulleys may be so connected to the frame and mat-cylinder that the latter may be rapidly rotated by treadle or otherwise.

I do not claim broadly a rotating mat or foot-brush, similar contrivances having been used before, in combination with scrapers; nor do I claim the trough B in combination with the said mat and its stand.

Claims.

I claim as my invention—

1. The mat-stand or frame C C D, with attached trigger and locking device, substantially as represented and described, for the purposes specified.
2. The mat-frame *a a' a'' a'''*, constructed and arranged substantially as specified.
3. The combination and arrangement of the bent

lever *d*, wire *d'*, and bolt F, in connection with the stand B C D and rotary mat A. substantially as specified.

NORBORNE BERKELEY.

Witnesses:

THO. M. BOYLE,
WM. M. DAME.