

SAMUEL W. COZZENS.

Improvement in Sewing-Machine Chairs.

No. 114,532.

Patented May 9, 1871.

Fig. 1.

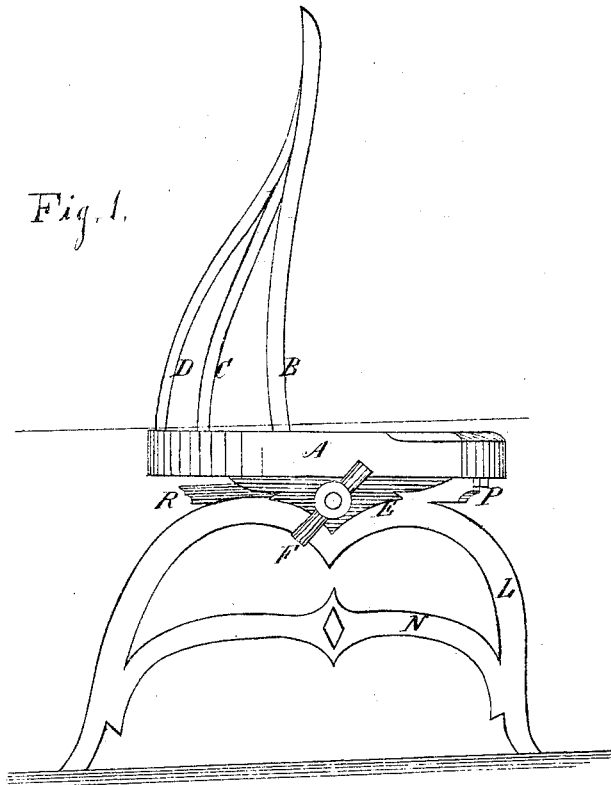


Fig. 2.

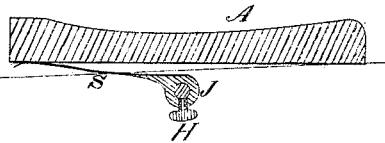
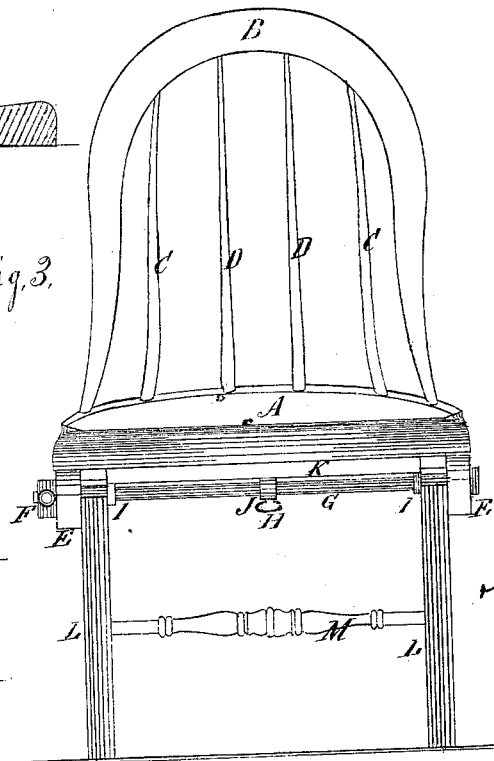


Fig. 3.



Witnesses

G. A. Chapin  
C. Stratton

Inventor

Samuel W. Cozzens

# UNITED STATES PATENT OFFICE.

SAMUEL W. COZZENS, OF SHEBOYGAN, WISCONSIN.

## IMPROVEMENT IN SEWING-MACHINE CHAIRS.

Specification forming part of Letters Patent No. **114,532**, dated May 9, 1871.

*To all whom this may concern:*

Be it known that I, SAMUEL W. COZZENS, of Sheboygan, in the county of Sheboygan and State of Wisconsin, have invented a new and useful Improvement in Sewing-Machine Chairs; and I do hereby declare that the following is a full, clear, and exact description thereof, reference being had to the accompanying drawing and letters marked thereon, in which—

Figure 1 is a side elevation of my improved sewing-machine chair; Fig. 2, a section of the seat and the spring for operating the same; Fig. 3, a front elevation of the chair.

The object of the present invention is to provide a sewing-machine chair so constructed on scientific principles as to prevent many of the diseases peculiar to those using and operating sewing-machines; also, relieving the muscles of the thighs from constant contact with the front edge of the seat of the chair, and suitably supporting the back of the operator, thus promoting the ease and comfort of those running sewing-machines, whereby much more labor can be accomplished in a given time.

The nature of the invention consists in arranging the seat of the chair to incline forward, so as to relieve the muscles of the thighs, and the back to have a forward acute angle relative to the said seat to support the back, and providing the seat of the chair with a spring, so that when the seat has been adjusted to use as an ordinary sitting-chair it will be tilted forward by said spring so soon as the nut on the pivot-rod has been loosened, as the whole is hereinafter fully shown and described.

A represents the bottom of the chair, which is so arranged with reference to the legs L as to tilt or pitch forward, as shown in Fig. 1, and which is provided with a back, B, having such a forward inclination that its top will lean forward of the points where it fastens to the bottom, as shown in Fig. 1.

The spindles D C are placed in the seat A, pitching forward so as to fasten to the curved part of the back B, forming a deep recess at

the lower part of the back, as clearly shown. By this means the muscles of the thighs are relieved from the usual constant pressure, while at the same time the back just below the shoulders receives a suitable support so an operator can run a machine with ease and comfort.

The seat A may be permanently fixed to the ordinary plain legs, and answer the purpose well as when cheap chairs are required; but in the present case the seat is pivoted to the legs L so that it may be tilted back to provide a sitting-chair.

The means for pivoting the seat to the legs consist of downwardly-projecting cleats E, which are fastened to the under side of the seat, and have holes made through them to receive a rod, G, which passes through the upper parts of the legs L, and fastens by means of nuts F I I, the nut F being on the outside of the chair, so that it may be readily operated by a person sitting therein to hold the seat A in a fixed position, whether it be inclined forward or backward.

S represents a spring, which terminates in an eye, J, for fastening to the rod G, and which is used to throw the seat A forward to the proper pitch when the seat is to be changed from a sitting to a sewing chair.

A set-screw, H, tapped into the eye J, holds the spring S in any required position on the said rod G, so that the spring may have the proper pressure against the bottom A.

Having thus described my invention, what I claim, and desire to secure by Letters Patent, is—

The back B C D and seat A, constructed as described, in combination with the rod G, legs L, and spring S J, substantially as described and shown.

SAMUEL W. COZZENS.

Witnesses:

G. L. CHAPIN,  
S. STREET, JR.