

J. BOOHER.  
Improvement in Tree-Tubs.

No. 114,638.

Patented May 9, 1871.

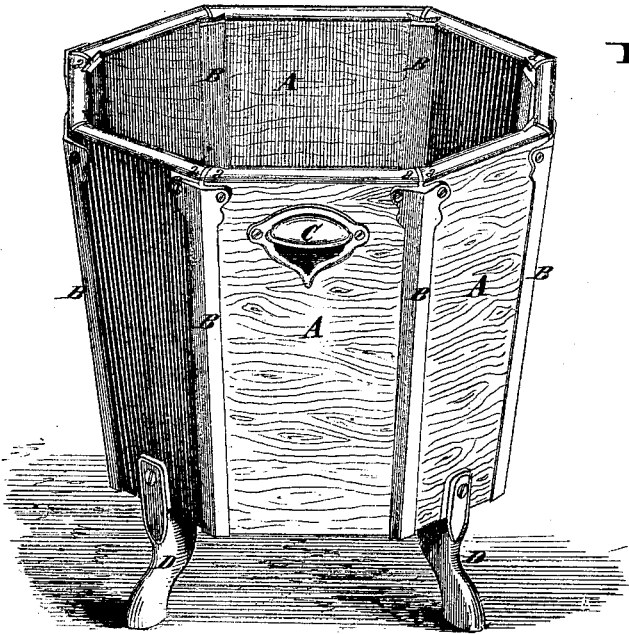


Fig. 1.

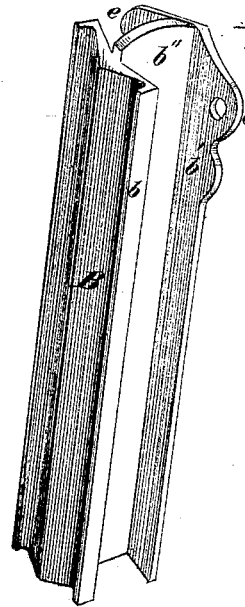


Fig. 2.

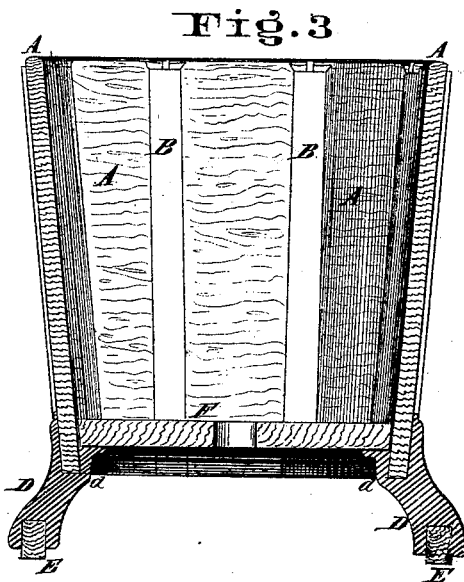


Fig. 3.

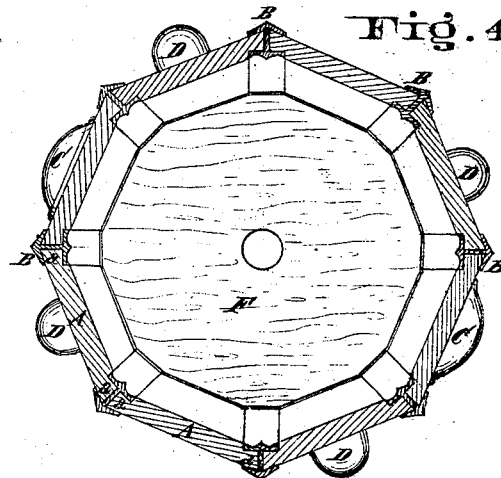


Fig. 4.

Attest  
Henry Millward  
Clerk of the Court

Inventor  
Jesse Booher  
By F. Millward  
Attorney

# United States Patent Office.

JESSE BOOHER, OF DAYTON, OHIO.

Letters Patent No. 114,638, dated May 9, 1871.

## IMPROVEMENT IN TREE-TUBS.

The Schedule referred to in these Letters Patent and making part of the same.

*To all whom it may concern:*

Be it known that I, JESSE BOOHER, of Dayton, Montgomery county, State of Ohio, have invented a certain new and useful Improvement in Tree-Tubs; and I hereby declare the following to be a full, clear, and exact description thereof, reference being had to the accompanying drawing making part of this specification.

### *Nature and Objects of Invention.*

My invention relates to the construction of portable tubs, designed to hold earth for the rooting of small ornamental trees, and consists in a peculiar formation and arrangement of the sides which form the tub, and the provision of dovetail metallic fastenings for connecting the sides together; the object of my invention being to provide for the free expansion and contraction of the sides of the tub under different degrees of moisture, and at the same time preserve a tight tub, with the parts always firmly connected together.

### *Description of the Accompanying Drawing.*

Figure 1 is a perspective view of my improved tree-tub complete.

Figure 2 is a perspective view of one of the corner dovetail fastenings.

Figure 3 is a vertical section of the tub.

Figure 4 is a sectional plan of the same.

### *General Description.*

The vertical edges of the sides A of the tub are dovetailed on one side, at *a a'*, as shown, the dovetails being cut against the grain of the wood, which is arranged to run horizontally, as indicated by grain-ing lines upon the drawing.

The metallic corner fastenings B are formed by strips *b b'* and connecting-web *b''* cast in one piece.

A dovetail space, corresponding exactly in size to the dovetailed ends of the sides A, is inclosed by the strips *b b'*, on each side of web *b''*.

When in place each fastening, B, serves to connect the dovetailed vertical edges of two of the sides to-

gether, and the entire tub is firmly connected together by one fastening at each corner.

Ears *e* are formed upon the upper end of the fastenings B for the insertion of screws, to prevent end movement of the fastenings and secure the sides A at one end firmly.

The sides A, in expanding or contracting, owing to the presence or absence of moisture, slide freely along the dovetail fastenings B, remaining at the same time snugly and firmly inclosed by the dovetails.

As the grain of the wood runs horizontally the sides can only expand or contract in a vertical direction, and this is fully provided for by the fastening of the sides at one end only, and permitting them to slide freely in the dovetails.

The tub is fitted with handles C, by which it may be lifted and carried, and also with legs D.

The legs are bored upward from the bottom, with round holes, and fitted with wooden plugs E, which prevent the legs from injuring a floor in being moved over it by sliding.

The plugs also lessen the noise of moving the tub over a floor.

The tub may be composed of any number of sides, and can be made either tapering or straight.

The bottom F is fitted in, as shown in fig. 3, and rests upon the projections *d* of the legs.

I do not desire to confine myself to any particular construction of the fastenings B, in shape, number, or location of ears *e*, or degree of dovetail, as these may be varied at will.

### *Claim.*

In combination with the wooden sides A, formed with dovetailed joint edges cut against the grain of the wood, the metallic dovetail corner fastenings B, substantially as described, and for the purpose specified.

In testimony of which invention I hereunto set my hand.

Witnesses:

JESSE BOOHER.

FRANK MILLWARD,  
J. L. WARTMANN.