

E. R. TRAMMELL.

Cotton-Gin Ribs.

No. 162,125.

Patented April 13, 1875.

Fig. 1




Fig. 2

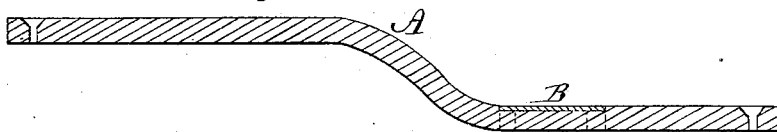


Fig. 3.

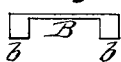


Fig. 4.

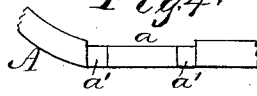
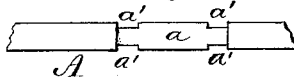


Fig. 5.



WITNESSES

*C. M. Bart.*  
*C. C. Emb.*

INVENTOR

*Erasmus R. Trammell*  
*per*  
*Alexander Mason*

Attorneys

# UNITED STATES PATENT OFFICE.

ERASMUS R. TRAMMELL, OF CLOUGH'S STORE, ALABAMA.

## IMPROVEMENT IN COTTON-GIN RIBS.

Specification forming part of Letters Patent No. **162,125**, dated April 13, 1875; application filed November 21, 1874.

*To all whom it may concern:*

Be it known that I, ERASMUS R. TRAMMELL, of Clough's Store, in the county of Macon and in the State of Alabama, have invented certain new and useful Improvements in the Cotton-Gin Rib; and I do hereby declare that the following is a full, clear, and exact description thereof, reference being had to the accompanying drawings, and to the letters of reference marked thereon, making a part of this specification.

My invention relates to cotton-gin ribs in which a bearing-plate is attached to the wearing surface of the rib; and it consists in the construction of the rib and the bearing-plate for attachment thereto, as more fully herein-after set forth.

In order to enable others skilled in the art to which my invention appertains to make and use the same, I will now proceed to describe its construction and operation, referring to the annexed drawing, in which—

Figure 1 is a side view of a cotton-gin rib embodying my invention. Fig. 2 is a longitudinal section of the same. Fig. 3 is a side view of the cap. Figs. 4 and 5 are views of that part of the rib on which the cap is placed.

A represents a cotton-gin rib constructed in

the usual form. This rib is made with a set-off, *a*, on top, where the cotton is drawn through by the saws, and sufficiently long to embrace all of the wearing portion of the rib; and at each end of this set-off, on both sides of the rib, is cut a groove, *a'*. B represents a plate or cap of sufficient length to fit in the set-off *a*, and thus cover all of the wearing portion of the rib. From each end of the plate or cap B, on both sides, project ears or flanges *b* downward, said ears or flanges being of such size as to fit in the grooves *a'*, on the sides of the rib, to hold the plate or cap on.

Having thus fully described my invention, what I claim as new, and desire to secure by Letters Patent, is—

The combination of the rib A, having top set-off *a* and side grooves *a' a'*, and the detachable metallic plate B, having the downward-projecting ears *b b*, all substantially as set forth.

In testimony that I claim the foregoing I have hereunto set my hand this, the 4th day of November, 1874.

ERASMUS R. TRAMMELL.

Witnesses:

R. T. ARMSTRONG,  
S. W. REYNOLDS.