

R. H. MORGAN.
Car-Chair.

No. 214,051.

Patented April 8, 1879.

Fig. 1.

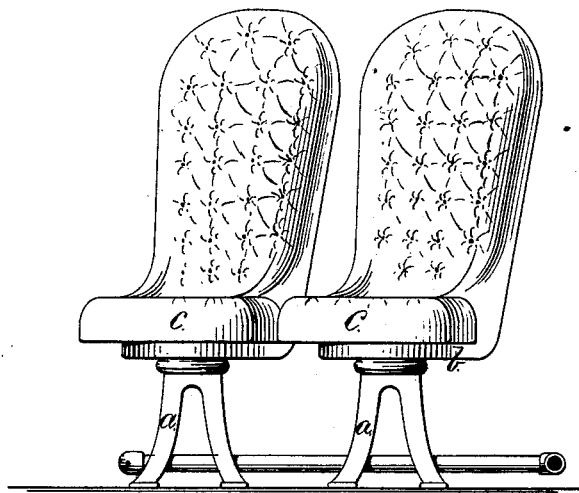


Fig. 2.

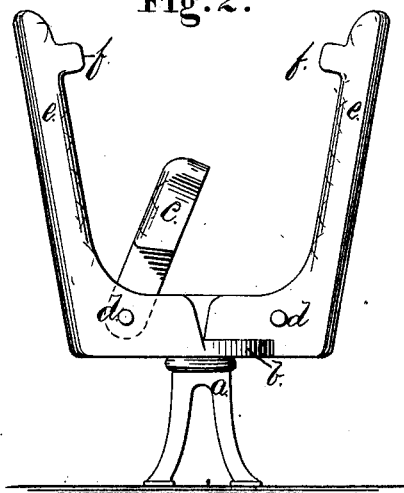
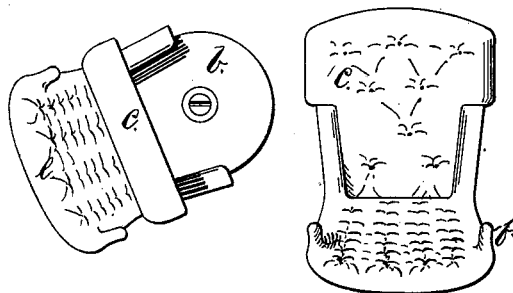


Fig. 3.



WITNESSES:

Joseph A. Miller Jr.
William L. Cooper

INVENTOR:

Richard H. Morgan
by *Joseph A. Miller*
Attorney

UNITED STATES PATENT OFFICE.

RICHARD H. MORGAN, OF PROVIDENCE, RHODE ISLAND.

IMPROVEMENT IN CAR-CHAIRS.

Specification forming part of Letters Patent No. **214,051**, dated April 8, 1879; application filed November 21, 1878.

To all whom it may concern:

Be it known that I, RICHARD H. MORGAN, of the city and county of Providence, State of Rhode Island, have invented certain new and useful Improvements in Car-Seats; and I hereby declare that the following is a full, clear, and exact description of the same, reference being had to the accompanying drawings, forming part of this specification.

Figure 1 is a perspective view, showing two car-seats placed side by side. Fig. 2 is an end view of two car-seats facing in opposite directions. Fig. 3 is a top view of two car-seats, the seat proper of one of which is raised, so that the whole may be turned.

The object of my invention is to enable a car-seat to be reversed or adjusted to the right or left independent of the adjoining seats, so that the passenger occupying it may change his position at will, and thus obtain, without disturbing his neighbor, a better view of things in or out of the car, and make himself comfortable by adjusting the seat he is occupying.

To this end my invention consists in certain combinations and arrangements of parts, which will be fully described hereinafter, and specifically pointed out in the claims.

In the drawings, *a* is a pedestal or pillar, upon which each seat is independently mounted. *b* is the base of the seat, provided with the back *c* and seat proper, *e*, secured to said base and back at or near their junction by means of a pivot, *d*, upon which the seat is free to swing. The seat *e* is larger than the seat-base *b*; and when in a horizontal position, resting on said base and side by side with its fellow in the pair, neither of the seats can be entirely reversed; but by raising the seat on the pivot *d* to a position vertical, or nearly so, resting against the back, the obstruction to the reversal of the seat is removed, and each one may be freely turned upon its pivotal connection with the base and pedestal.

The seats proper are necessarily large enough to prevent the entire reversal, as above explained, to secure the proper size for comfort of the occupant.

While it is true that the seats cannot be re-

versed without turning up the seat proper, it will also be seen that the shape of such seat proper admits of a slight adjustment or turning to the right or left, by which construction the passenger is enabled to turn toward either point to promote his comfort.

As the seats turn on a central vertical axis, the back may be made of any desired height; and for night travel the back may be provided with side head-rests, so as to provide a comfortable support for the head; and the seats may be secured in any suitable manner so that the same can be raised and allow each chair to be turned independent of the other; and when the seat proper is in its place the motion of the chair is limited, as above described.

Having thus described my invention, I claim as new and desire to secure by Letters Patent—

1. The combination, in a pair of car-chairs, arranged side by side, of the pedestal *a*, seat-bases *b*, of substantially circular form, and seats of angular form, whereby said chairs are prevented from being reversed when the seats are in position by the contact of the angular sides, and permitted to be reversed when the seat proper is raised, as set forth.

2. The combination, in a pair of car-chairs, arranged side by side, of the pedestals *a*, seat-bases *b*, of substantially circular form, and the hinged seats *e*, of angular form, whereby said chairs are prevented from being reversed when either of the hinged seats is in a horizontal position, and permitted to be reversed when it is in a perpendicular position, as set forth.

3. A pair of independent revolving chairs, constructed, substantially as described, with pivoted angular seats *e*, whereby a limited lateral movement of either chair is permitted when its pivotal seat is in its horizontal position, and a full reversal allowed when said pivoted seat is in its vertical position, as set forth.

RICHARD H. MORGAN.

Witnesses:

JOSEPH A. MILLER,
JOSEPH A. MILLER, Jr.