

H. W. SMITH.
Case for Pianos and Organs.

No. 214,322.

Patented April 15, 1879.

Fig. 1.

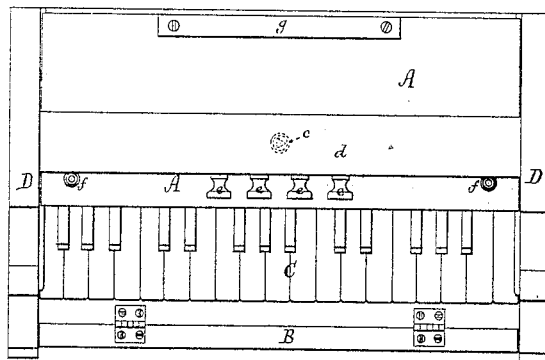


Fig. 2.

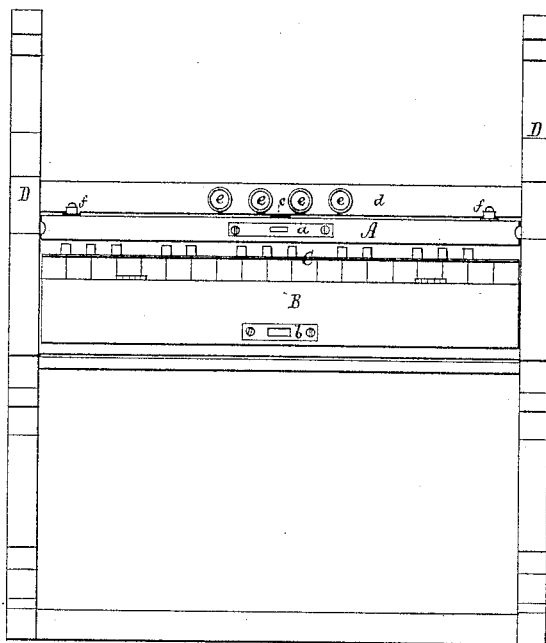
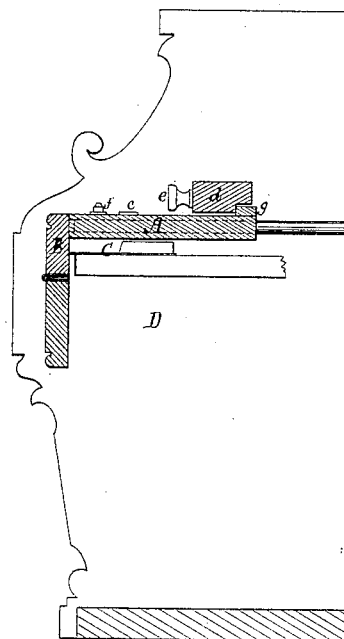


Fig. 3.



Witnesses

S. N. Piper.
W. W. Lund

Inventor.

Henry W. Smith.
by attorney.
R. K. Eady

UNITED STATES PATENT OFFICE.

HENRY W. SMITH, OF NEWTON, MASSACHUSETTS.

IMPROVEMENT IN CASES FOR PIANOS AND ORGANS.

Specification forming part of Letters Patent No. **214,322**, dated April 15, 1879; application filed February 17, 1879.

To all whom it may concern:

Be it known that I, HENRY W. SMITH, of Newton, of the county of Middlesex and State of Massachusetts, have invented a new and useful Improvement in the Cases of Piano-Fortes or Reed-Organs; and do hereby declare the same to be described in the following specification, and represented in the accompanying drawings, of which—

Figure 1 is a top view, Fig. 2 a front elevation, and Fig. 3 a vertical and transverse section, of a reed-organ or upright-piano case provided with my invention, which relates to the cover or covering of the keys thereof.

In Figs. 1 and 2 the case is shown as open—that is, with its main key-cover moved back, and with the auxiliary or end cover turned down, so as to fully expose the keys. Fig. 3 exhibits the auxiliary cover as turned up, and the main key-cover as moved forward up to the auxiliary cover, so as to entirely cover or inclose the keys.

In carrying out my invention, I have, as mentioned, a main cover, A, and an auxiliary cover, B, to the bank of keys C, such covers being arranged within the case D.

The upper or main cover, A, is adapted not only to slide horizontally and toward the front of the case, so as to entirely cover the keys, but to slide back far enough within the case to uncover those parts of them which are to be struck by the fingers of a performer. In front of the case, and to co-operate with the main cover, is the auxiliary cover B, which is to be hinged or otherwise adapted or applied to the case so as to be capable of being moved up directly in front of the keys and the front edge of the main cover, or down below the keys or their upper surfaces, to allow of the keys being properly played on by a performer.

A lock, *a*, fixed in or to the main cover, and to engage with a catch-plate, *b*, fastened to

the auxiliary cover, serves to connect the two, or lock them together, as occasion may require, the key-hole of the lock being shown at *c*.

The main cover, when the case is that of an organ, has directly over it the stop-bar *d*, with its accompanying stops *e e e e*; and, furthermore, such main cover is to be furnished with projections *f f* and *g*, or equivalent devices, to limit or define by their contact with the stop-bar, the proper forward and backward movements of the said cover.

My invention differs very materially from what is shown, described, or claimed in the United States Patent No. 124,470, as I have no hinged face-plate and music-rack combined, and adapted to be turned down over the hinged key-cover when that may be moved back, my invention involving, in connection with the sliding key-cover A, the auxiliary case B, arranged in front of the keys, and applied so as to turn or move down in front of and below them, as described.

I claim as my invention—

1. A piano or organ case provided with main and auxiliary key-covers, arranged with the keys, and applied substantially in manner and to operate as set forth.

2. An organ-case provided with keys and stop carrier or bar, and with main and auxiliary covers, arranged and adapted to operate therewith, substantially as set forth.

3. An organ or piano case provided with keys and main and auxiliary covers therefor, arranged and to operate substantially as set forth, and having to the main cover and case stops or devices to limit the movements of the said main cover relatively to the keys and auxiliary cover, as specified.

HENRY W. SMITH.

Witnesses:

R. H. EDDY,
S. N. PIPER.