

C. ROMINE.  
Kitchen-Cabinet.

No. 215,165.

Patented May 6, 1879.

Fig. 1.

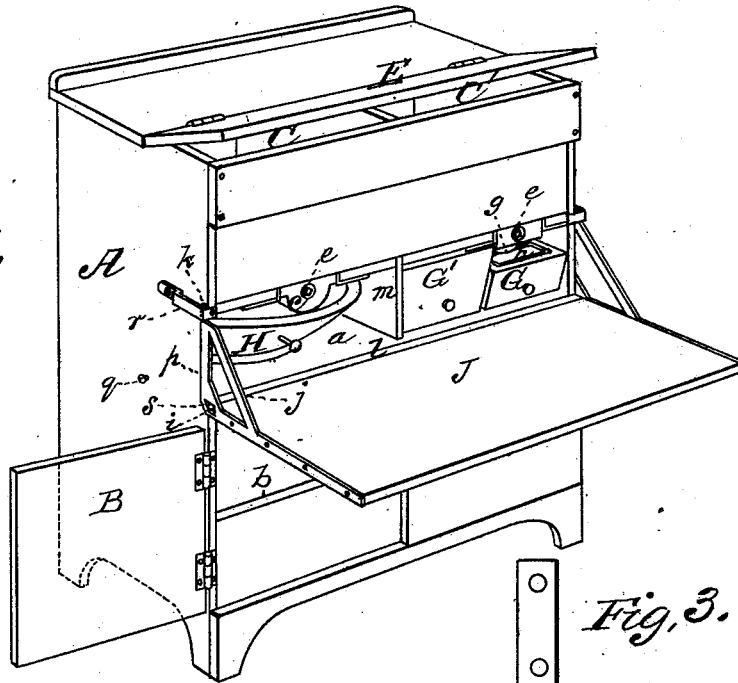


Fig. 2.

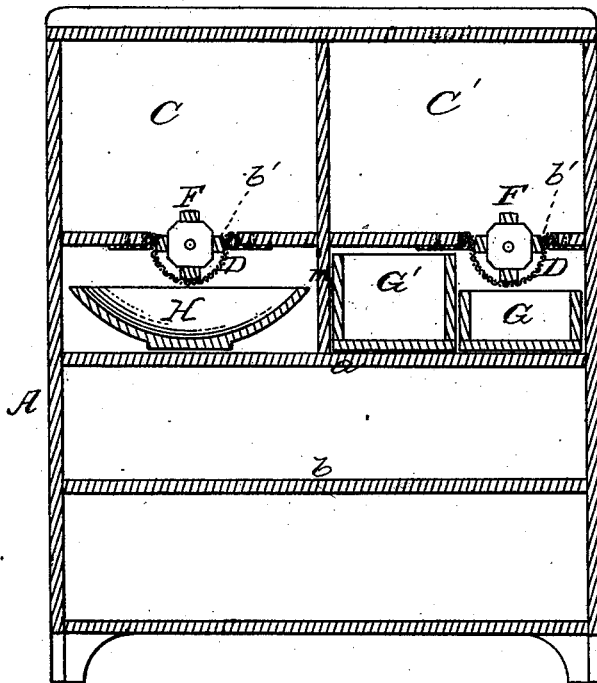


Fig. 3.

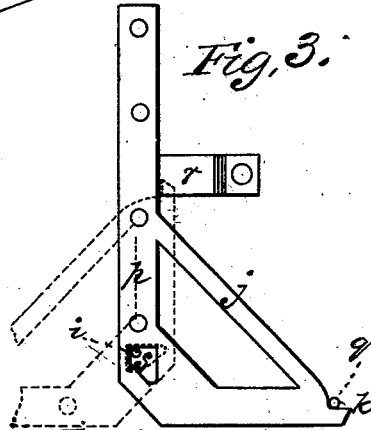
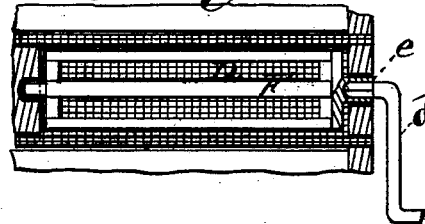


Fig. 4.



WITNESSES

Villette Anderson.  
A. J. Massi.

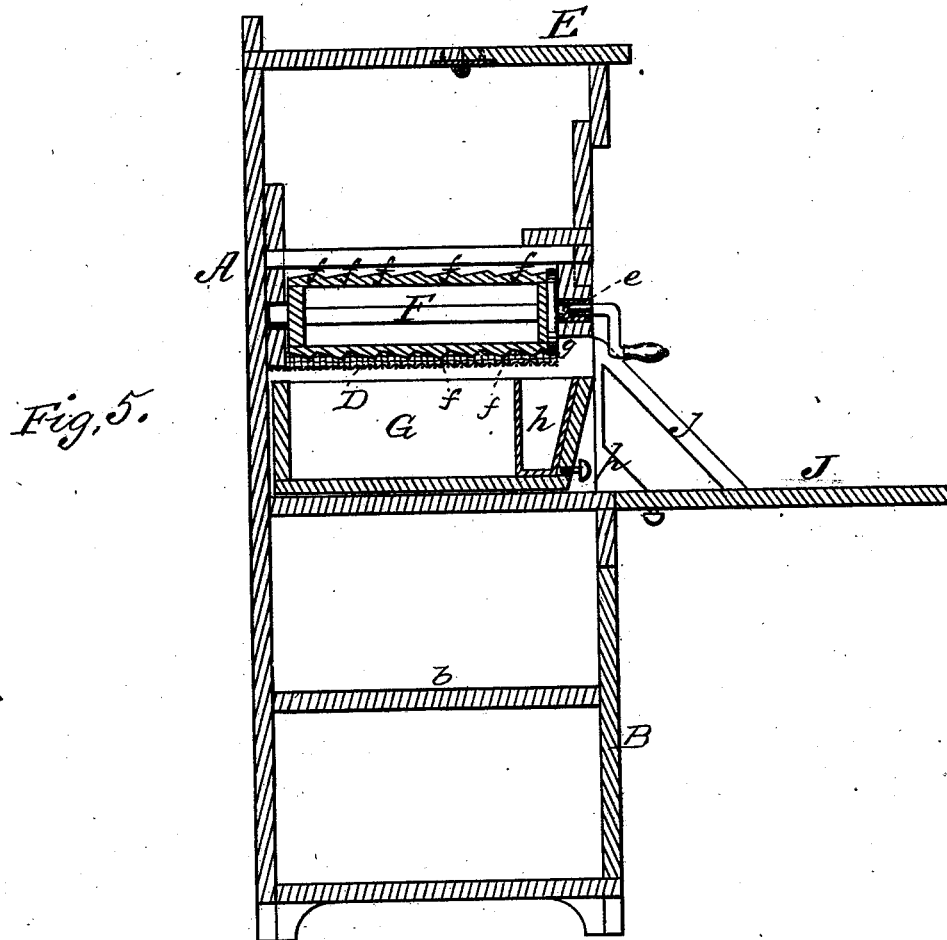
INVENTOR

Cyrus Romine,  
by E. W. Anderson  
ATTORNEY

C. ROMINE.  
Kitchen-Cabinet.

No. 215,165.

Patented May 6, 1879.



WITNESSES  
*Villette Anderson.*  
*F. J. Clasi.*

INVENTOR  
*Cyrus Romine,*  
*by E. W. Anderson,*  
ATTORNEY

# UNITED STATES PATENT OFFICE.

CYRUS ROMINE, OF WILLIAMSPORT, INDIANA.

## IMPROVEMENT IN KITCHEN-CABINETS.

Specification forming part of Letters Patent No. **215,165**, dated May 6, 1879; application filed July 27, 1878.

*To all whom it may concern:*

Be it known that I, CYRUS ROMINE, of Williamsport, in the county of Warren and in the State of Indiana, have invented certain new and useful Improvements in Portable Pantries; and do hereby declare that the following is a full, clear, and exact description thereof, reference being had to the accompanying drawings, and to the letters of reference marked thereon, making a part of this specification.

Figure 1 is a perspective view of my improved pantry. Fig. 2 is a longitudinal vertical section thereof. Figs. 3, 4, and 6 are details; and Fig. 5 is a cross-sectional view.

This invention has relation to improvements in pantries.

The nature of the invention consists in the construction and novel arrangement of its various parts, as will be hereinafter more fully set forth.

In the accompanying drawings, the letter A represents a rectangular structure of about the size and shape of an ordinary kitchen-safe, divided by a transverse partition, *a*, into two compartments, the lowest of which is closed by the doors B, and is provided with shelves *b*, whereon may be kept bread-pans, pie-plates, and such other utensils or stores as are usually kept in an ordinary kitchen safe or pantry.

In the upper portion of the top compartment are two boxes or chests, C C', of sufficient size to contain each about one hundred pounds of flour or meal, that are closed by a hinged door, E, that readily raises to disclose the same and allow them to be filled. In the bottom of each of the chests C C' is an opening, *b'*, extending across the same, to the edges of which is secured a sieve, D, of wire-gauze, of semi-cylindrical form, and closed at its front end by a solid head, *c*. In each of these sieves is journaled a longitudinally-slotted hollow cylinder, F, made of any suitable material—as wood or iron—and rotated by means of a crank-arm, *d*, the squared end of which is received in a corresponding socket, *e*, in the front journal of said cylinders.

The cylinder F of chest C' is provided upon its periphery with spirally-grooved ribs *f*, that in sifting meal carry the bran to the front and drop it through an opening, *g*, in the front end of the sieve, into a receptacle, *h*, usually placed

in a box, G, arranged under said sieve upon partition *a*, in a space between it and the chests C C', thus preventing the meshes of the sieve from becoming clogged up, and allowing the sifted meal to drop through into the box G, in rear of the meal-receptacle *h*. The space aforesaid is divided by a vertical partition, *m*, into two parts, in one of which is the box G aforesaid, and at the side thereof a box, G', divided into pockets and designed to contain cooking-soda, salt, and other condiments and spices. This box fits snugly against the under side of the chest C', thus excluding meal-dust effectually. Upon the other side of partition *m*, under the chest C, is a bread-tray, H, into which the sifted flour is received as it falls from the sieve D.

The upper compartment, containing the chests C C', boxes G H, and tray H, is closed by a door, J, that is swung down upon its hinges into a horizontal position for use as a kneading-board. These hinges are of peculiar construction, and both lock the door when closed and accurately support it when in the horizontal position. They consist, primarily, of an L-shaped metallic plate, *p*, the arms of which are connected together by a diagonal brace, *j*. The long arms of these plates are rigidly secured to the ends of the board J, and the short arms terminate in a finger, *k*, the object of which will hereinafter appear. At the angle formed by these arms is a slot, *s*, having the general shape of a triangle, through which is passed a headed screw, *i*, that forms the pivotal point of the hinge-plates *p*, and is forced into a facing-board, *l*, on the front of the pantry.

When board J is in the closed position, the finger *k* is engaged with a stop-pin, *q*, upon the end of the pantry, and is incapable of swinging outward so long as such engagement exists; but if the said board be pulled outward from the pantry, the slot *s* allows it sufficient play to draw the finger *k* from under the stop-pin *q*, when it will vibrate vertically upon the screws *i*, and assume a horizontal position, the said finger being then engaged with a staple, *r*, at the front edge of the ends of the pantry, which effectually holds the board J against downward displacement when in use.

By the employment of the slotted cylinders in the sifters the flour or meal is allowed to pass uninterruptedly to the sieves, and any clots which may have formed are effectually broken up.

It will be seen from the above description that, in a compact form, I have combined every requirement of a pantry; that I avoid dust, and, all the parts or divisions of the pantry being accurately closed, I prevent vermin from getting access into the same.

What I claim as new, and desire to secure by Letters Patent, is—

1. In a portable pantry, the combination, with the bin *C'* and receiving-drawer *G*, having an end compartment, *h*, under said bin, of the semi-cylindrical sieve *D*, secured to the edge of the openings *b'* and depending therefrom in the bottom of said bin, and having

an educt, *g*, and the longitudinally-slotted hollow cylinder *F*, having the spirally-grooved ribs *f*, rotating in suitable bearings by means of the crank-arm *d*, substantially as specified.

2. The combination, with a pantry having flour and meal chests *C C'* in its upper portion, a swinging board, *J*, and the stop-pins *q* and staples *r* upon its ends, of the angular braced hinge-plates *p*, having slot *s* and finger *k*, and a headed screw, *i*, passing through each of the slots into the front of the pantry, substantially as specified.

In testimony that I claim the foregoing I have hereunto set my hand this 15th day of July, 1878.

CYRUS ROMINE.

Witnesses:

ISAIAH SMITH,

JAS. D. LIVENGOOD.