

N. WITTS.
Evaporating-Pan.

No. 215,257.

Patented May 13, 1879.

Fig. 1.

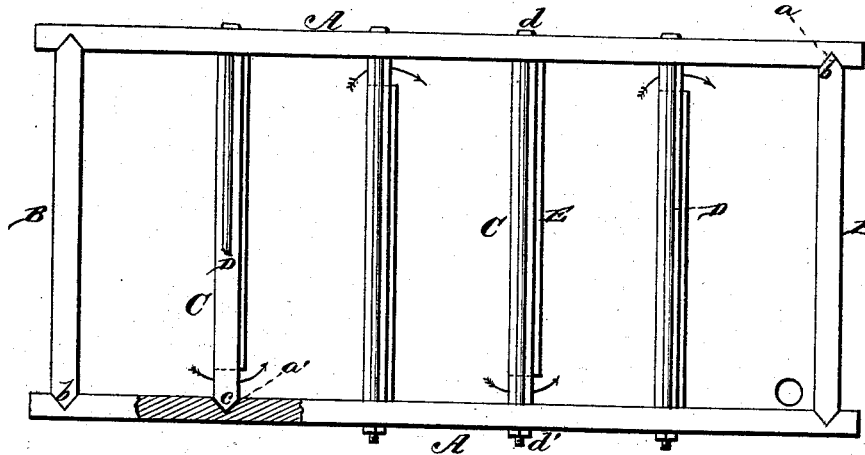


Fig. 2.

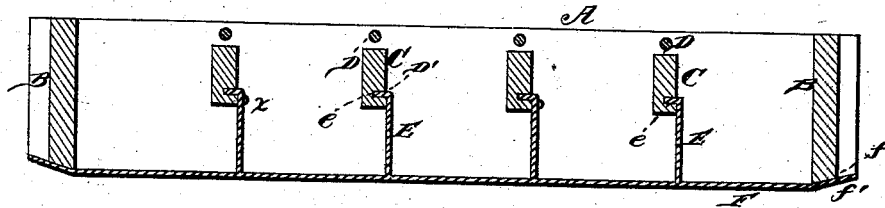
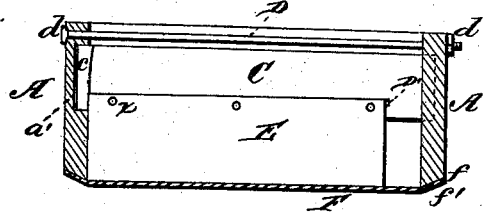


Fig. 3.



WITNESSES
Robert Everett
A. Clay Smith

By

Edwin J. Smith

INVENTOR
Nelson Wits

ATTORNEY.

UNITED STATES PATENT OFFICE.

NELSON WITTS, OF ALMA CITY, MINNESOTA.

IMPROVEMENT IN EVAPORATING-PANS.

Specification forming part of Letters Patent No. **215,257**, dated May 13, 1879; application filed March 22, 1879.

To all whom it may concern:

Be it known that I, NELSON WITTS, of Alma City, in the county of Waseca and State of Minnesota, have invented certain new and useful Improvements in Evaporating-Pans; and I do hereby declare that the following is a full, clear, and exact description of the invention, which will enable others skilled in the art to which it appertains to make and use the same, reference being had to the accompanying drawings, and to letters of reference marked thereon, which form a part of this specification.

This invention relates to evaporating-pans; and consists of a pan the sides of which have V-shaped slots and recesses, end boards, and cross-bars combined with securing-rods; and, further, of cross-bars having slots, in combination with partitions having flanges, and the bottom of the pan, as will be hereinafter fully described, and particularly pointed out in the claims.

Referring to the drawings, A represents the side boards, having V-shaped slots *a*, and similar recesses *a'*; B, the end boards, having V-shaped tenons *b*, which fit in the slots *a*; and C the cross-bars, having V-shaped tenons *c*, which are received in the recesses *a'*. D represents the securing-rods, having heads *d* and clamping-nuts *d'*, as shown.

In the cross-bars C I provide longitudinal slots D', which receive the upper edges of the

chamber-partitions E, which are bent as shown at *e*.

The lower edges of the frame are beveled at *f* to protect the wood from the fire, and the outer edges *f* of the bottom F are bent upward, as shown.

To prevent any possibility of the partitions E becoming disconnected from the cross-bars C, nails *x* may be employed.

I am aware that the bottom of an evaporating-pan has been secured to the wooden partition by bolts passed up through the bottom into the partition, and that a metal portion of the partition has been connected to the bottom and bolted to the wooden partition, but such a construction is not claimed herein.

I claim—

1. The sides A, having V-shaped slots *a*, and recesses *a'*, combined with the end boards B *b*, cross-bars C *c*, and the securing-rods D *d d'*, as set forth, for the purpose described.

2. The combination of the cross-bars C, having slots D', with the partitions E, having flanges *e*, and the bottom F, as and for the purpose set forth.

In testimony that I claim the foregoing as my own I affix my signature in presence of two witnesses.

NELSON WITTS.

Witnesses:

O. P. SMITH,
GEORGE HOFELD.