

F. LYFORD.  
Laundry Jack or Bracket.

No. 215,380.

Patented May 13, 1879.

Fig. 1.

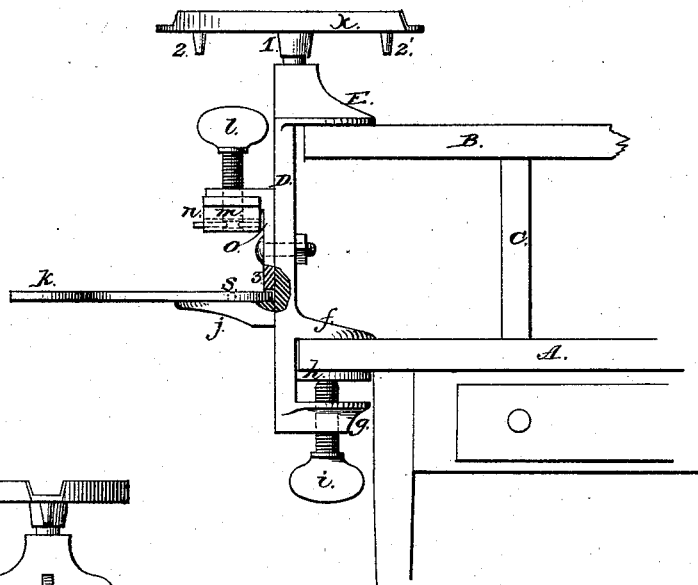


Fig. 2.

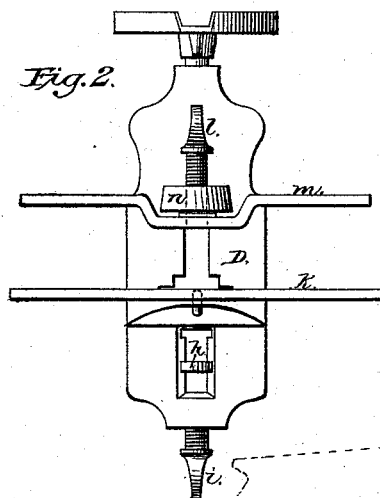
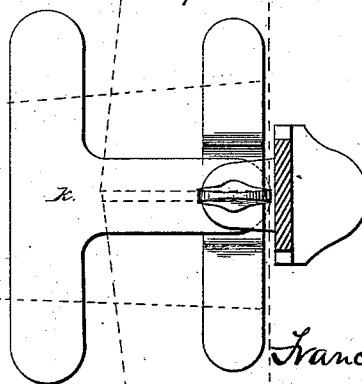


Fig. 3.



WITNESSES

*John A. Allen*  
*W. H. Brown*

*Francis Lyford,*  
INVENTOR, by  
*Geo. A. Sawyer*  
Asso. ATTORNEY.

# UNITED STATES PATENT OFFICE.

FRANCIS LYFORD, OF AUGUSTA, MAINE.

## IMPROVEMENT IN LAUNDRY JACKS OR BRACKETS.

Specification forming part of Letters Patent No. **215,380**, dated May 13, 1879; application filed November 30, 1878.

### *To all whom it may concern:*

Be it known that I, FRANCIS LYFORD, of Augusta, in the county of Kennebec and State of Maine, have invented a new and useful Improvement in Laundry Jacks or Brackets, which improvement is fully set forth in the following specification and accompanying drawing, in which—

Figure 1 shows my invention attached to the table A.

D is an upright, cast with the projections E *f g* thereon, and this device is attached to the table by the set-screw *i*, passing through the projection *g* and against the follower *h*. This follower moves in a slot cut in the upright D, and, coming between the screw *i* and the table *a*, prevents the screw from injuring the table. Under the projection E the end of the ironing-board B is placed, and at a proper distance from the upright the fulcrum *c* is placed upon the table and under the board B. This fulcrum holds the board up from the table in a convenient position to iron shirts and the like thereon. Upon the upright D the iron-holder *x* is fitted, so that it turns on the pin *l*, and may be removed therefrom, and used independently of the jack or bracket, as it has the legs 2 2' thereon. This describes the jack or bracket as used for one board.

When it is desirable to use more than one board the clamp O is used. This clamp may be either bolted to the upright D, as indicated, or it may be cast in one piece with the upright. This clamp is formed by the two projections *j* and *n*, with a set-screw through the upper projection, *n*. To the lower projection, *j*, the support *k* is attached so that it will turn easily upon the bolt S, and a retaining-point, 3, is made upon the support *k*, which engages corresponding depressions in the upright D above the projection *j*, and prevents the support *k* moving to the right or left when the board is clamped.

The object of the support *k* is to enable the

person using the jack or bracket to turn the board to the right or left and keep the support under the board.

To secure the ironing-board in the clamp, place one end on the support *k* and turn the screw *l*, which will then pass through the projection *n* down upon the follower *m*. This clamps the board firmly between the support *k* and follower *m*, and holds the same in position.

It is not intended to have the clamp sufficiently strong to hold the board without further support when ironing; but a stick should be placed under the outer end of the board when in use. The clamp will support the board while the garment is changed.

To use three boards in this clamp, they are placed as indicated in Fig. 3. The board numbered 6 is placed in the clamp first, with the support *k* under it, and the board 6 passes under the boards 7 and 8, and serves as a support for them, and when the screw *l* is screwed down upon the follower *m* all the boards are held firmly.

The boards 7 and 8, when in use, need a support under the outer ends, the same as board marked 6.

The working of the jack or bracket is simple, and will be readily understood from the foregoing description and accompanying drawing.

I claim as my invention—

The herein-described ironing-board bracket, consisting of the upright D, having thereon the clamp *f g i*, for attaching it to the table, the bracket E, for supporting an ironing-board, and the clamp O, adapted to support at the same time one or more additional boards, the whole combined and arranged substantially as described.

FRANCIS LYFORD.

Witnesses:

C. A. LULLOWAY,  
E. M. TRUITT.