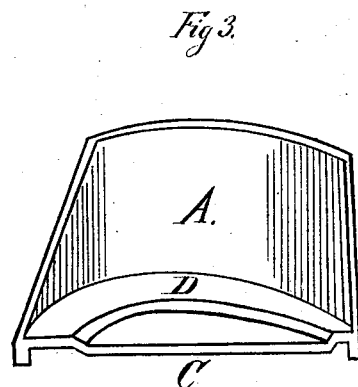
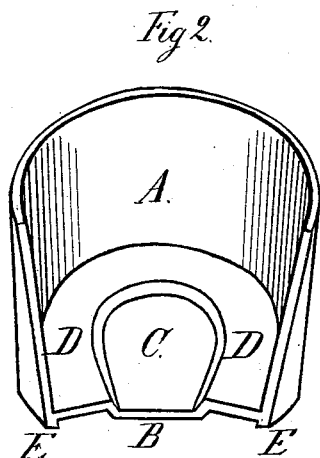
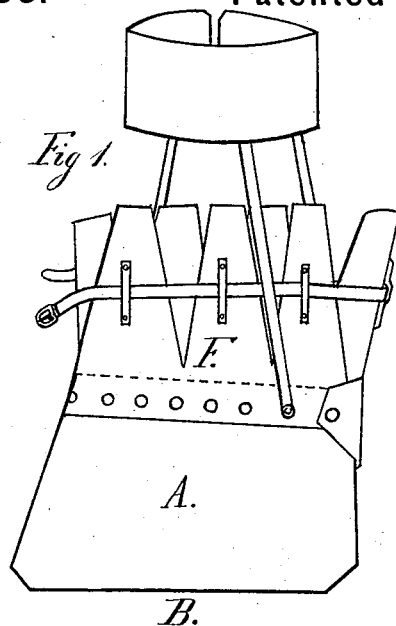


J. D. PIERCE.
Soaking-Boots for Horses.
No. 215,666. Patented May 20, 1879.



Witnesses:
M. Liebermann
Q. R. Erwin

Inventor :
J. D. Pierce
By *Jas. R. Erwin*
His Attorney

UNITED STATES PATENT OFFICE.

JAMES D. PIERCE, OF MILWAUKEE, WISCONSIN, ASSIGNOR TO WILLIAM M. HEWETT, OF SAME PLACE.

IMPROVEMENT IN SOAKING-BOOTS FOR HORSES.

Specification forming part of Letters Patent No. **215,666**, dated May 20, 1879; application filed March 6, 1879.

To all whom it may concern:

Be it known that I, JAMES D. PIERCE, of the city of Milwaukee, in the county of Milwaukee and State of Wisconsin, have invented certain new and useful Improvements in Soaking-Boots for Horses; and I do hereby declare that the following is a full, clear, and exact description of the invention, which will enable others skilled in the art to which it appertains to make and use the same, reference being had to the accompanying drawings, and to letters of reference marked thereon, which form a part of this specification.

Figure 1 of the accompanying drawings represents a side elevation of my invention. Fig. 2 represents a transverse sectional rear view having fasteners removed. Fig. 3 represents a sectional side elevation of the same.

My invention relates to improvements in soaking-boots for horses.

The object of my invention is to provide a soaking-boot, for soaking and applying medical treatment to horses' feet, which cannot be broken or injured when upon a horse's foot, either by walking or pawing, and from which the fluids applied cannot escape, either by leaking or absorption.

A further object of my invention is to provide a soaking-boot having a rigid inflexible bottom, by means of which it can be conformed to and retained in any peculiar shape required. Thus depressions may be made for the toe or heel calks of a shoe, so that the horse's foot may be given any inclination desired, either to the right or left, or forward or backward, for the purposes of straightening a crooked or deformed limb, &c., all of which is further explained by reference to the accompanying drawings, in which like parts are indicated by similar reference letters.

A represents the vertical walls of the boot, which are constructed of cast-iron or other metal in a substantial manner. The bottom B and vertical walls may be cast or otherwise constructed in one piece. The bottom has a depression, C, which leaves an open space beneath the frog or central part of the horse's foot, which space affords a suitable place for applying a poultice or medicated sponge, with-

out liability of being displaced by the pressure of the horse's foot. D represents an elevated ridge, upon which the horse's foot rests when standing in the boot. The ridge D inclines downward from the edge of the depression C toward the vertical walls, which inclination has a tendency to expand the horse's hoof.

The walls A extend slightly below the bottom B, and thus form a continuous calk or ridge, E, from one side of the boot to the other, upon which it stands.

F represents the ordinary leather fastening by which the boot is secured upon the foot of the horse. The fastenings F are secured to the metallic boot with rivets or any equivalent device, by which the two may be permanently united.

I am aware that soaking-boots for applying medical treatment have previously been constructed from leather and other flexible materials; also, that the general shape of their vertical walls is somewhat similar. I therefore do not claim the construction in these respects as my invention.

Having thus described my invention, what I claim as new, and desire to secure by Letters Patent, is—

1. In soaking-boots for applying medical treatment to horses' feet, a metallic vessel consisting of rigid inflexible vertical walls A, provided with rigid inflexible bottom B, in combination with the flexible fastenings for securing the same to horses' feet, constructed and arranged substantially as specified.

2. In soaking-boots for horses' feet, the metallic vessel consisting of walls A, bottom B, having depression C, and inclining ridge D, and provided with flange or calk E, in combination with the fastening device F, all substantially as and for the purpose specified.

In testimony that I claim the foregoing as my own I affix my signature in presence of two witnesses.

JAMES D. PIERCE.

Witnesses:

JAS. B. ERWIN,
E. H. LLEWELLYN.